

\*RoHS COMPLIANT



**BOURNS®**

### Features

- Surface Mount / Single Turn / Cermet Industrial / Sealed
- Compatible with surface mount manufacturing processes
- Compatible with popular vacuum pick-and-place equipment
- J-hook, gull-wing and pinned configurations

- Side adjust available
- Meets EIA/EIAJ/IPC/VECI SMD standard trimmer designs
- RoHS compliant\* - see [processing information](#) on lead free surface mount trimmers
- For trimmer applications/processing guidelines, [click here](#)

## 3314 - 4 mm Square Trimpot® Trimming Potentiometer

### Electrical Characteristics

Standard Resistance Range ..... 10 ohms to 2 megohms (see standard resistance table)  
 Resistance Tolerance ..... ±20 % std. (tighter tolerance available)  
 End Resistance ..... 1 % or 2 ohms max. (whichever is greater)  
 Contact Resistance Variation ..... 3 % or 3 ohms  
 Resolution ..... Infinite  
 Insulation Resistance ..... 500 vdc. 100 megohms min.  
 Dielectric Strength  
 Sea Level ..... 500 vac (1 minute)  
 Adjustment Angle ..... 210 ° nom.

### Environmental Characteristics

Power Rating (300 volts max.)  
 70 °C ..... 0.25 watt  
 125 °C ..... 0 watt  
 Temperature Range ... -55 °C to +125 °C  
 Temperature Coefficient ... ±100 ppm/°C  
 Humidity ..... 90-98 % RH, 10 cycles, 240 hours  
 TRS ±2 %; IR 10 megohms  
 Vibration ..... 20 G TRS ±1 %; VRS ±1 %  
 Shock ..... 100 G TRS ±1 %; VRS ±1 %  
 Load Life  
 .... (@ 70 °C Rated Power 1000 Hours)  
 TRS ±3 %  
 Rotational Life ..... 100 cycles  
 TRS ±3 %  
 Thermal Shock ..... 5 cycles  
 TRS ±2 %; VRS ±1 %

### Physical Characteristics

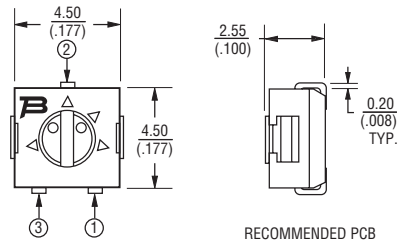
Mechanical Angle ..... 240 ° nom.  
 Torque ..... 180 g-cm typical  
 Stop Strength ..... 300 g-cm typical  
 Pushover Strength (Z Style) ..... 2 kilograms (4.4 lbs.) minimum  
 Weight ..... Approximately 0.01 oz.  
 Marking ..... Manufacturer's code, resistance code and date code  
 Wiper ..... 50 % (Actual TR) ±10 %  
 Flammability ..... U.L. 94V-0  
 Standard Packaging  
 J, G and R ..... 500 pcs./7 " reel  
 S and Z ..... 200 pcs./7 " reel  
 H ..... 100 pcs./tube  
 Adjustment Tool ..... H-90

DIMENSIONS:  $\frac{MM}{(INCHES)}$

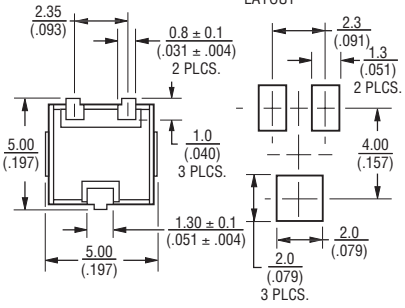
TOLERANCES: ±  $\frac{0.25}{(.010)}$  EXCEPT WHERE NOTED

### Product Dimensions

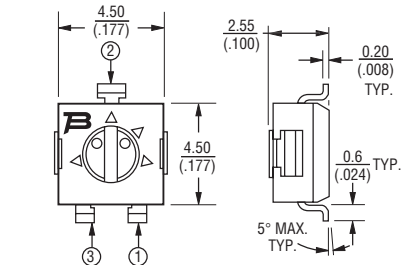
3314J-1



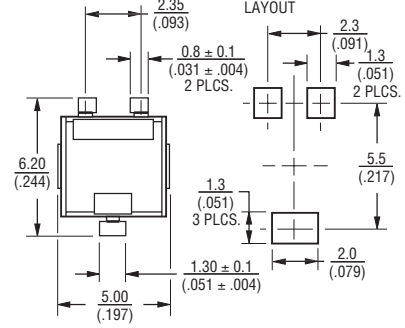
RECOMMENDED PCB LAYOUT



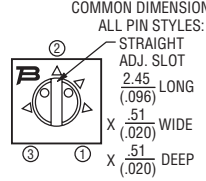
3314G-1



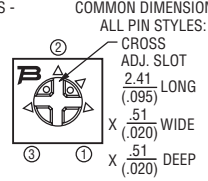
RECOMMENDED PCB LAYOUT



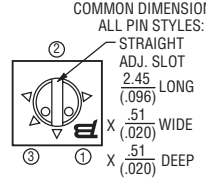
3314J-1, G-1, R-1, H-1 (Bourns Marking, Straight Slot)



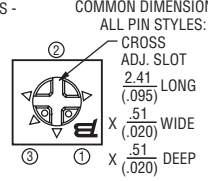
3314J-2, G-2, R-2, H-2 (Bourns Marking, Cross Slot)



3314J-3, G-3, R-3, H-3 (Reverse Marking, Straight Slot)



3314J-4, G-4, R-4, H-4 (Reverse Marking, Cross Slot)



### How To Order

**3314 J - 1 - 502 E**

Model \_\_\_\_\_  
 Style \_\_\_\_\_  
 Standard or Modified Product Indicator (Styles J, G, R, H & S)  
 -1 = Single Slot  
 -2 = Cross Slot  
 -3 = Single Slot w/Reverse Marking  
 -4 = Cross Slot w/Reverse Marking  
 Product Indicator (Style Z only)  
 -GA4 = Single Slot  
 -1 = Cross Slot  
 -3 = Single Slot w/Reverse Marking  
 -4 = Cross Slot w/Reverse Marking  
 Resistance Code \_\_\_\_\_  
 Embossed Tape Designator\*\*  
 E = Styles J, G and R: 500 pcs./7 " reel  
 Styles S and Z: 200 pcs./7 " reel  
 G = Styles J and G: 3000 pcs./13 " reel  
 Style R: 2500 pcs./13 " reel  
 Styles S and Z: 1000 pcs./13 " reel  
 \*\*Style H is available in tube packaging only.

### Standard Resistance Table

Resistance (Ohms)	Resistance Code
10	100
20	200
50	500
<b>100</b>	<b>101</b>
<b>200</b>	<b>201</b>
<b>500</b>	<b>501</b>
<b>1,000</b>	<b>102</b>
<b>2,000</b>	<b>202</b>
<b>5,000</b>	<b>502</b>
<b>10,000</b>	<b>103</b>
<b>20,000</b>	<b>203</b>
<b>50,000</b>	<b>503</b>
<b>100,000</b>	<b>104</b>
200,000	204
250,000	254
500,000	504
1,000,000	105
2,000,000	205

Popular distribution values listed in boldface. Special resistances available.

\*RoHS Directive 2002/95/EC Jan. 27, 2003 including annex and RoHS Recast 2011/65/EU June 8, 2011. Specifications are subject to change without notice. Customers should verify actual device performance in their specific applications.

# 3314 - 4 mm Square Trimpot® Trimming Potentiometer

# BOURNS®

## Product Dimensions

3314R-1



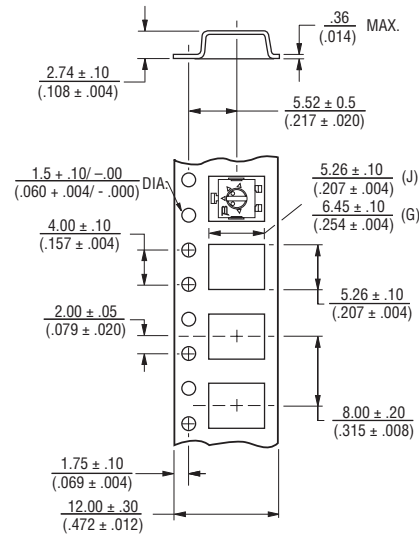
3314H-1



## Packaging Specifications - J, G and R Styles

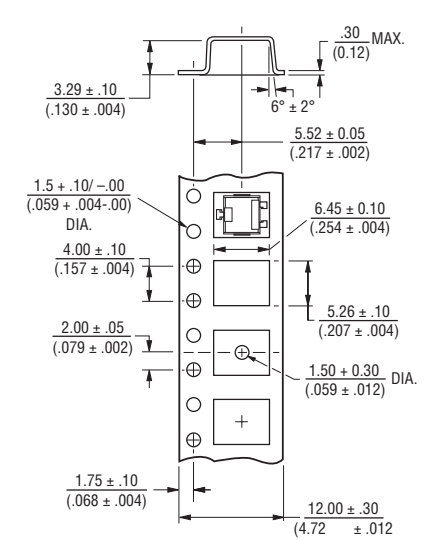
(J, G Styles)

TAPE



(R Style)

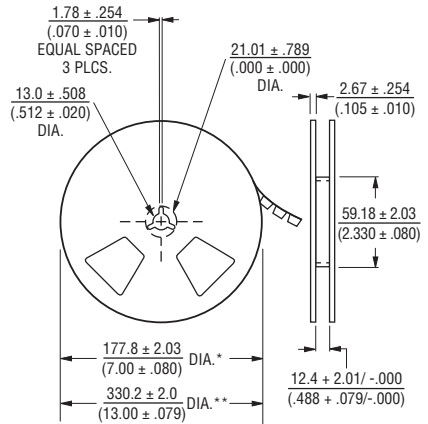
TAPE



REEL



REEL



\* Embossed Tape Designator "E"  
\*\* Embossed Tape Designator "G"  
(See How To Order chart for further information.)

Meets EIA specification 481.

\* Embossed Tape Designator "E"  
\*\* Embossed Tape Designator "G"  
(See How To Order chart for further information.)

Meets EIA specification 481.



DIMENSIONS:  $\frac{\text{MM}}{\text{(INCHES)}}$   
TOLERANCES:  $\pm \frac{0.25}{(.010)}$  EXCEPT WHERE NOTED

# 3314 - 4 mm Square Trimpot® Trimming Potentiometer

# BOURNS®

## Product Dimensions

**3314S-1**  
(Bourns Marking, Straight Slot)



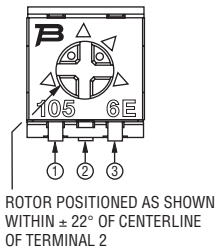
**3314S-2**  
(Bourns Marking, Cross Slot)



**3314S-3**  
(Reverse Marking, Straight Slot)



**3314S-4**  
(Reverse Marking, Cross Slot)



**3314S**  
Common Dimensions



RECOMMENDED PCB LAYOUT



## Packaging Specifications

(S Style)

TAPE



REEL



\* Embossed Tape Designator "E"  
\*\* Embossed Tape Designator "G"  
(See How To Order chart for further information.)

Meets EIA specification 481.

DIMENSIONS:  $\frac{\text{MM}}{\text{(INCHES)}}$

TOLERANCES:  $\pm \frac{0.30}{(0.012)}$  EXCEPT WHERE NOTED

# 3314 - 4 mm Square Trimpot® Trimming Potentiometer

# BOURNS®

## Product Dimensions

**3314Z-1-(RC) E**  
(Cross Slot)



**3314Z-GA4-(RC) E**  
(Straight Slot)



**3314Z-3**  
(Reverse Marking, Straight Slot)



**3314Z-4-(RC) E**  
(Reverse Marking, Cross Slot)



**3314Z**  
Common Dimensions



RECOMMENDED PCB LAYOUT



DIMENSIONS:  $\frac{\text{MM}}{\text{INCHES}}$   
TOLERANCES: ± 0.25 (0.010) EXCEPT WHERE NOTED

## Packaging Specifications

(Z Style)

TAPE



REEL



\* Embossed Tape Designator "E"  
\*\* Embossed Tape Designator "G"  
(See How To Order chart for further information.)

Meets EIA specification 481.

## Данный компонент на территории Российской Федерации

### Вы можете приобрести в компании MosChip.

Для оперативного оформления запроса Вам необходимо перейти по данной ссылке:

<http://moschip.ru/get-element>

Вы можете разместить у нас заказ для любого Вашего проекта, будь то серийное производство или разработка единичного прибора.

В нашем ассортименте представлены ведущие мировые производители активных и пассивных электронных компонентов.

Нашей специализацией является поставка электронной компонентной базы двойного назначения, продукции таких производителей как XILINX, Intel (ex.ALTERA), Vicor, Microchip, Texas Instruments, Analog Devices, Mini-Circuits, Amphenol, Glenair.

Сотрудничество с глобальными дистрибьюторами электронных компонентов, предоставляет возможность заказывать и получать с международных складов практически любой перечень компонентов в оптимальные для Вас сроки.

На всех этапах разработки и производства наши партнеры могут получить квалифицированную поддержку опытных инженеров.

Система менеджмента качества компании отвечает требованиям в соответствии с ГОСТ Р ИСО 9001, ГОСТ РВ 0015-002 и ЭС РД 009

### Офис по работе с юридическими лицами:

105318, г.Москва, ул.Щербаковская д.3, офис 1107, 1118, ДЦ «Щербаковский»

Телефон: +7 495 668-12-70 (многоканальный)

Факс: +7 495 668-12-70 (доб.304)

E-mail: [info@moschip.ru](mailto:info@moschip.ru)

Skype отдела продаж:

moschip.ru

moschip.ru\_4

moschip.ru\_6

moschip.ru\_9