

HiPerFRED

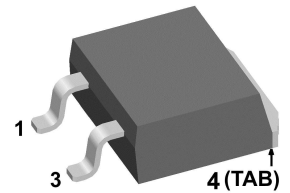
$V_{RRM} = 1200\text{ V}$
 $I_{FAV} = 12\text{ A}$
 $t_{rr} = 40\text{ ns}$

High Performance Fast Recovery Diode
 Low Loss and Soft Recovery
 Single Diode

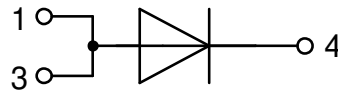
Part number

DSEP12-12AZ

Marking on Product: DSEP12-12AZ



Backside: cathode



Features / Advantages:

- Planar passivated chips
- Very low leakage current
- Very short recovery time
- Improved thermal behaviour
- Very low I_{rm} -values
- Very soft recovery behaviour
- Avalanche voltage rated for reliable operation
- Soft reverse recovery for low EMI/RFI
- Low I_{rm} reduces:
 - Power dissipation within the diode
 - Turn-on loss in the commutating switch

Applications:

- Antiparallel diode for high frequency switching devices
- Antisaturation diode
- Snubber diode
- Free wheeling diode
- Rectifiers in switch mode power supplies (SMPS)
- Uninterruptible power supplies (UPS)

Package: TO-263 (D2Pak-HV)

- Industry standard outline
- RoHS compliant
- Epoxy meets UL 94V-0

Disclaimer Notice

Information furnished is believed to be accurate and reliable. However, users should independently evaluate the suitability of and test each product selected for their own applications. Littelfuse products are not designed for, and may not be used in, all applications. Read complete Disclaimer Notice at www.littelfuse.com/disclaimer-electronics.

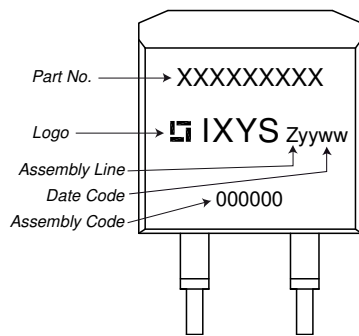


| Fast Diode | | | | Ratings | | | |
|------------|--|---|-------------------------|---------|------|------------|--|
| Symbol | Definition | Conditions | min. | typ. | max. | Unit | |
| V_{RSM} | max. non-repetitive reverse blocking voltage | $T_{VJ} = 25^{\circ}C$ | | | 1200 | V | |
| V_{RRM} | max. repetitive reverse blocking voltage | $T_{VJ} = 25^{\circ}C$ | | | 1200 | V | |
| I_R | reverse current, drain current | $V_R = 1200 V$ | $T_{VJ} = 25^{\circ}C$ | | 100 | μA | |
| | | $V_R = 1200 V$ | $T_{VJ} = 150^{\circ}C$ | | 0.5 | mA | |
| V_F | forward voltage drop | $I_F = 15 A$ | $T_{VJ} = 25^{\circ}C$ | | 2.62 | V | |
| | | $I_F = 30 A$ | | | 3.19 | V | |
| | | $I_F = 15 A$ | $T_{VJ} = 150^{\circ}C$ | | 1.87 | V | |
| | | $I_F = 30 A$ | | | 2.56 | V | |
| I_{FAV} | average forward current | $T_C = 135^{\circ}C$ rectangular $d = 0.5$ | $T_{VJ} = 175^{\circ}C$ | | 12 | A | |
| V_{FO} | threshold voltage | } for power loss calculation only | $T_{VJ} = 175^{\circ}C$ | | 1.03 | V | |
| r_F | slope resistance | | | | 46 | m Ω | |
| R_{thJC} | thermal resistance junction to case | | | | 1.6 | K/W | |
| R_{thCH} | thermal resistance case to heatsink | | | 0.25 | | K/W | |
| P_{tot} | total power dissipation | | $T_C = 25^{\circ}C$ | | 95 | W | |
| I_{FSM} | max. forward surge current | $t = 10 ms; (50 Hz), sine; V_R = 0 V$ | $T_{VJ} = 45^{\circ}C$ | | 90 | A | |
| C_J | junction capacitance | $V_R = 600 V \quad f = 1 MHz$ | $T_{VJ} = 25^{\circ}C$ | | 5 | pF | |
| I_{RM} | max. reverse recovery current | } $I_F = 15 A; V_R = 600 V$ $-di_F / dt = 200 A/\mu s$ | $T_{VJ} = 25^{\circ}C$ | | 6 | A | |
| | | | $T_{VJ} = 100^{\circ}C$ | | 9 | A | |
| t_{rr} | reverse recovery time | | $T_{VJ} = 25^{\circ}C$ | | 40 | ns | |
| | | | $T_{VJ} = 100^{\circ}C$ | | 140 | ns | |



| Package TO-263 (D2Pak-HV) | | Ratings | | | | |
|---------------------------|--|----------------------|------|------|------|------|
| Symbol | Definition | Conditions | min. | typ. | max. | Unit |
| I_{RMS} | RMS current | per terminal | | | 35 | A |
| T_{VJ} | virtual junction temperature | | -55 | | 175 | °C |
| T_{op} | operation temperature | | -55 | | 150 | °C |
| T_{stg} | storage temperature | | -55 | | 150 | °C |
| Weight | | | | 1.5 | | g |
| F_C | mounting force with clip | | 20 | | 60 | N |
| $d_{Spp/App}$ | creepage distance on surface / striking distance through air | terminal to terminal | 4.2 | | | mm |
| $d_{Spb/Apb}$ | | terminal to backside | 4.7 | | | mm |

Product Marking



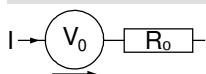
| Ordering | Ordering Number | Marking on Product | Delivery Mode | Quantity | Code No. |
|-------------|-----------------|--------------------|---------------|----------|----------|
| Standard | DSEP12-12AZ-TRL | DSEP12-12AZ | Tape & Reel | 800 | 515345 |
| Alternative | DSEP12-12AZ-TUB | DSEP12-12AZ | Tube | 50 | 523894 |

| Similar Part | Package | Voltage class |
|--------------|------------------------|---------------|
| DSEP12-12BZ | TO-263AB (D2Pak) (2HV) | 1200 |

Equivalent Circuits for Simulation

* on die level

$T_{VJ} = 175\text{°C}$

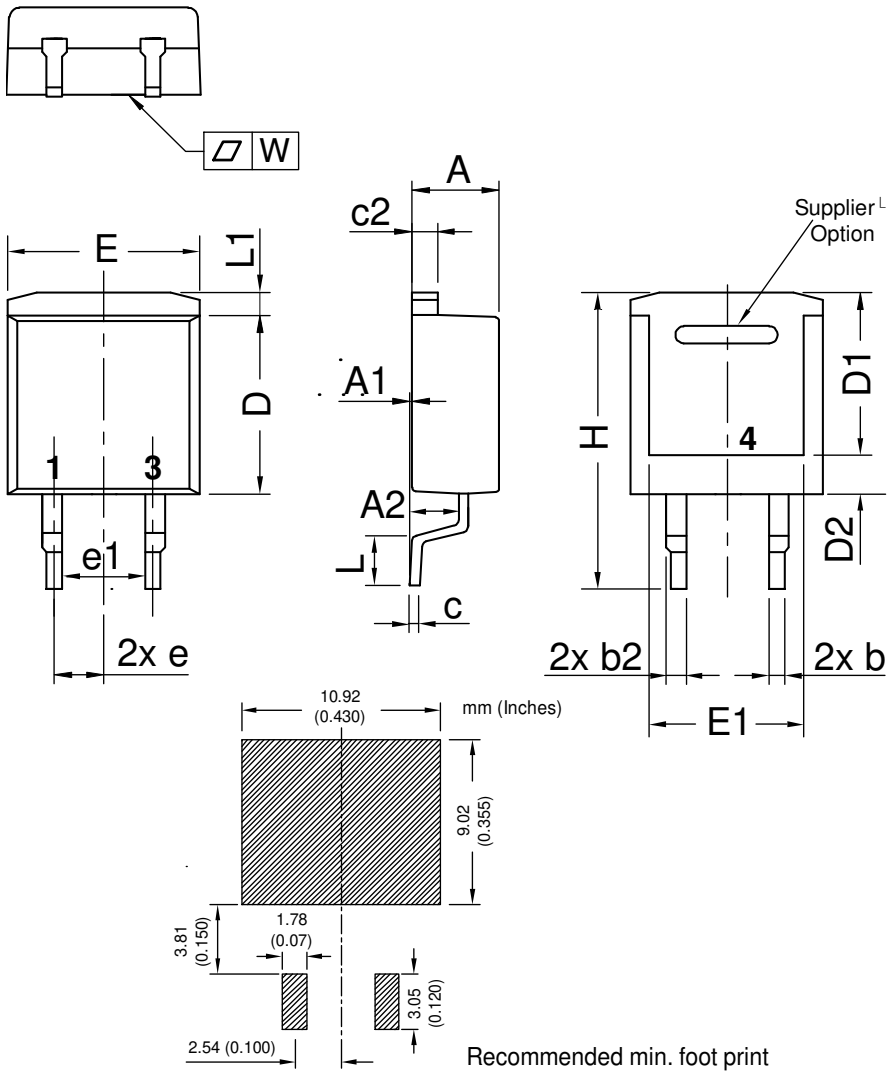


Fast Diode

| | | | |
|--------------|--------------------|------|----|
| $V_{0\ max}$ | threshold voltage | 1.03 | V |
| $R_{0\ max}$ | slope resistance * | 43 | mΩ |

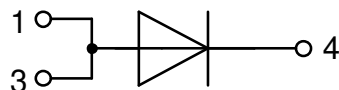


Outlines TO-263 (D2Pak-HV)



| Dim. | Millimeter | | Inches | |
|------|------------|-------|-------------|-------|
| | min | max | min | max |
| A | 4.06 | 4.83 | 0.160 | 0.190 |
| A1 | typ. 0.10 | | typ. 0.004 | |
| A2 | 2.41 | | 0.095 | |
| b | 0.51 | 0.99 | 0.020 | 0.039 |
| b2 | 1.14 | 1.40 | 0.045 | 0.055 |
| c | 0.40 | 0.74 | 0.016 | 0.029 |
| c2 | 1.14 | 1.40 | 0.045 | 0.055 |
| D | 8.38 | 9.40 | 0.330 | 0.370 |
| D1 | 8.00 | 8.89 | 0.315 | 0.350 |
| D2 | 2.3 | | 0.091 | |
| E | 9.65 | 10.41 | 0.380 | 0.410 |
| E1 | 6.22 | 8.50 | 0.245 | 0.335 |
| e | 2,54 BSC | | 0,100 BSC | |
| e1 | 4.28 | | 0.169 | |
| H | 14.61 | 15.88 | 0.575 | 0.625 |
| L | 1.78 | 2.79 | 0.070 | 0.110 |
| L1 | 1.02 | 1.68 | 0.040 | 0.066 |
| W | typ. 0.02 | 0.040 | typ. 0.0008 | 0.002 |

All dimensions conform with and/or within JEDEC standard.



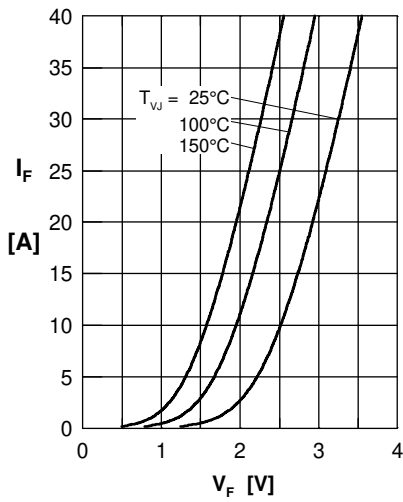
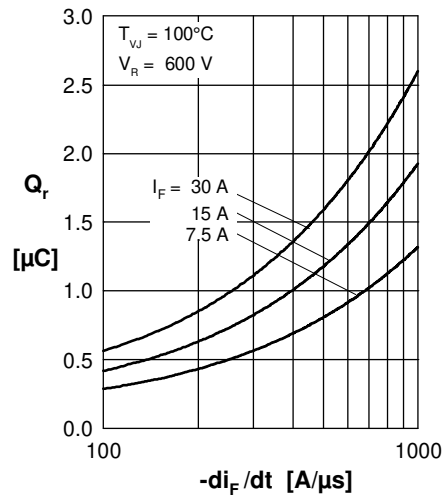
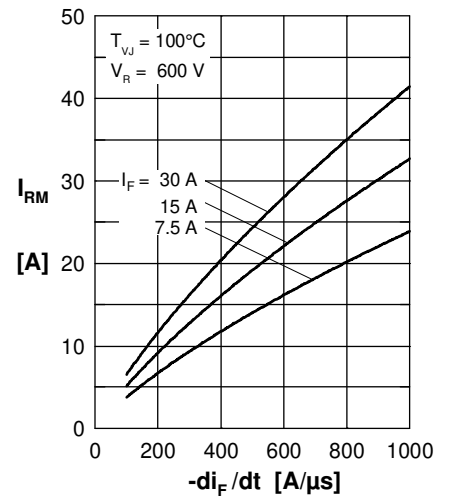
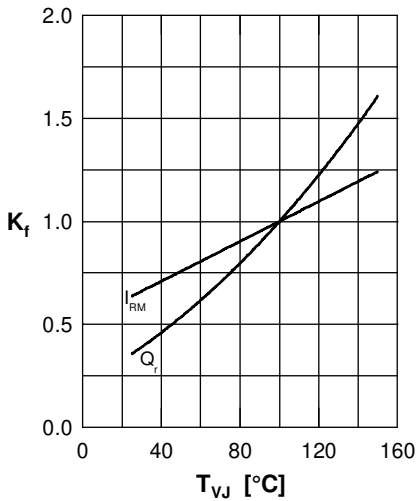
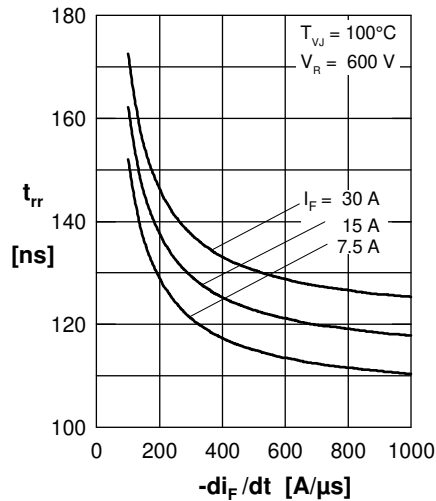
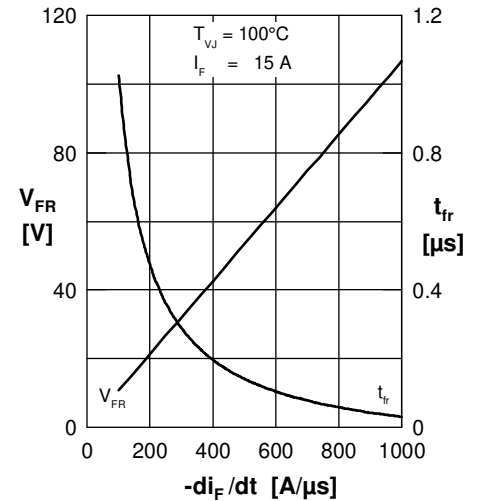
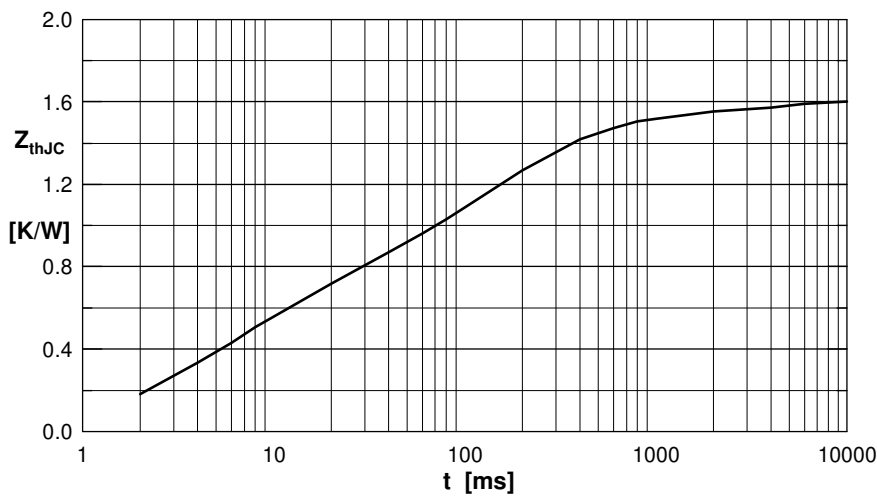
Fast Diode

 Fig. 1 Forward current I_F versus V_F

 Fig. 2 Typ. reverse recov. charge Q_r versus $-di_F/dt$

 Fig. 3 Typ. peak reverse current I_{RM} versus $-di_F/dt$

 Fig. 4 Dynamic parameters Q_r , I_{RM} versus T_{vj}

 Fig. 5 Typ. recovery time t_{rr} versus $-di_F/dt$

 Fig. 6 Typ. peak forward voltage V_{FR} and t_{fr} versus di_F/dt


Fig. 7 Transient thermal impedance junction to case

 Constants for Z_{thjC} calculation:

| i | R_{thi} (K/W) | t_i (s) |
|---|-----------------|-----------|
| 1 | 0.160 | 0.0010 |
| 2 | 0.100 | 0.0150 |
| 3 | 0.500 | 0.0040 |
| 4 | 0.840 | 0.1200 |

Данный компонент на территории Российской Федерации

Вы можете приобрести в компании MosChip.

Для оперативного оформления запроса Вам необходимо перейти по данной ссылке:

<http://moschip.ru/get-element>

Вы можете разместить у нас заказ для любого Вашего проекта, будь то серийное производство или разработка единичного прибора.

В нашем ассортименте представлены ведущие мировые производители активных и пассивных электронных компонентов.

Нашей специализацией является поставка электронной компонентной базы двойного назначения, продукции таких производителей как XILINX, Intel (ex.ALTERA), Vicor, Microchip, Texas Instruments, Analog Devices, Mini-Circuits, Amphenol, Glenair.

Сотрудничество с глобальными дистрибьюторами электронных компонентов, предоставляет возможность заказывать и получать с международных складов практически любой перечень компонентов в оптимальные для Вас сроки.

На всех этапах разработки и производства наши партнеры могут получить квалифицированную поддержку опытных инженеров.

Система менеджмента качества компании отвечает требованиям в соответствии с ГОСТ Р ИСО 9001, ГОСТ РВ 0015-002 и ЭС РД 009

Офис по работе с юридическими лицами:

105318, г.Москва, ул.Щербаковская д.3, офис 1107, 1118, ДЦ «Щербаковский»

Телефон: +7 495 668-12-70 (многоканальный)

Факс: +7 495 668-12-70 (доб.304)

E-mail: info@moschip.ru

Skype отдела продаж:

moschip.ru

moschip.ru_4

moschip.ru_6

moschip.ru_9