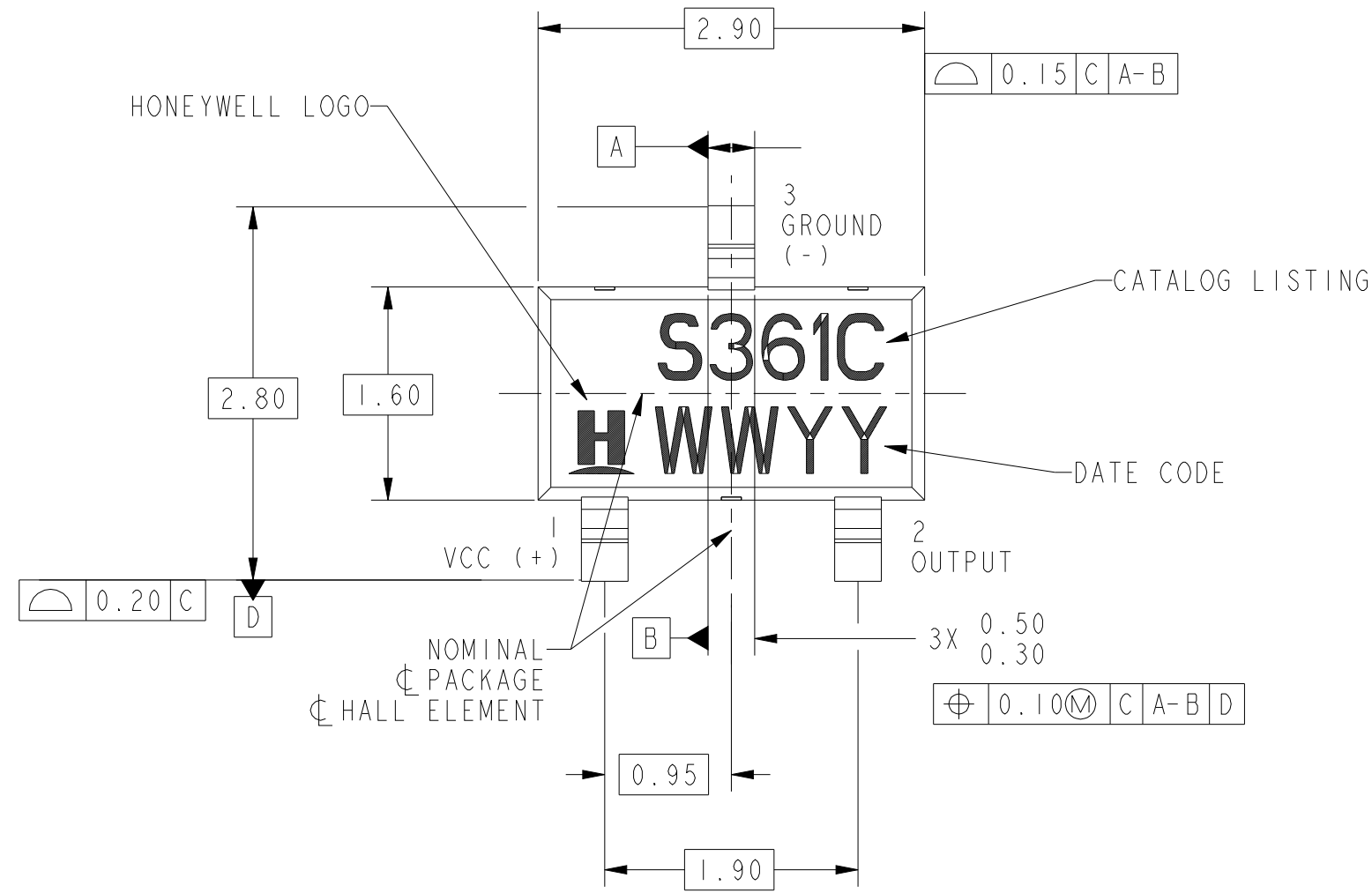


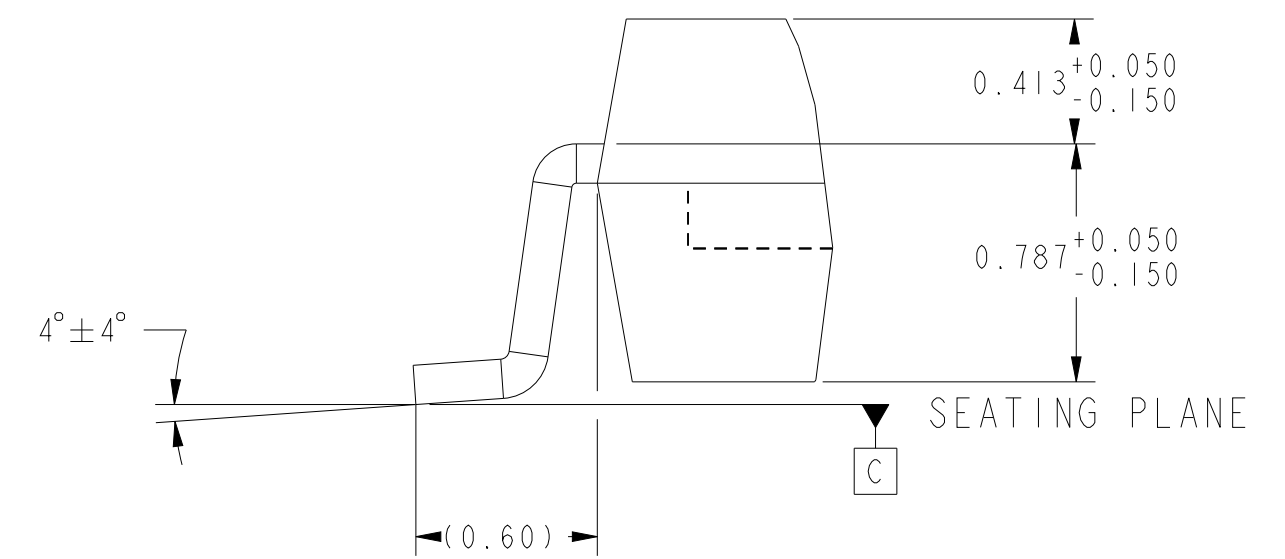
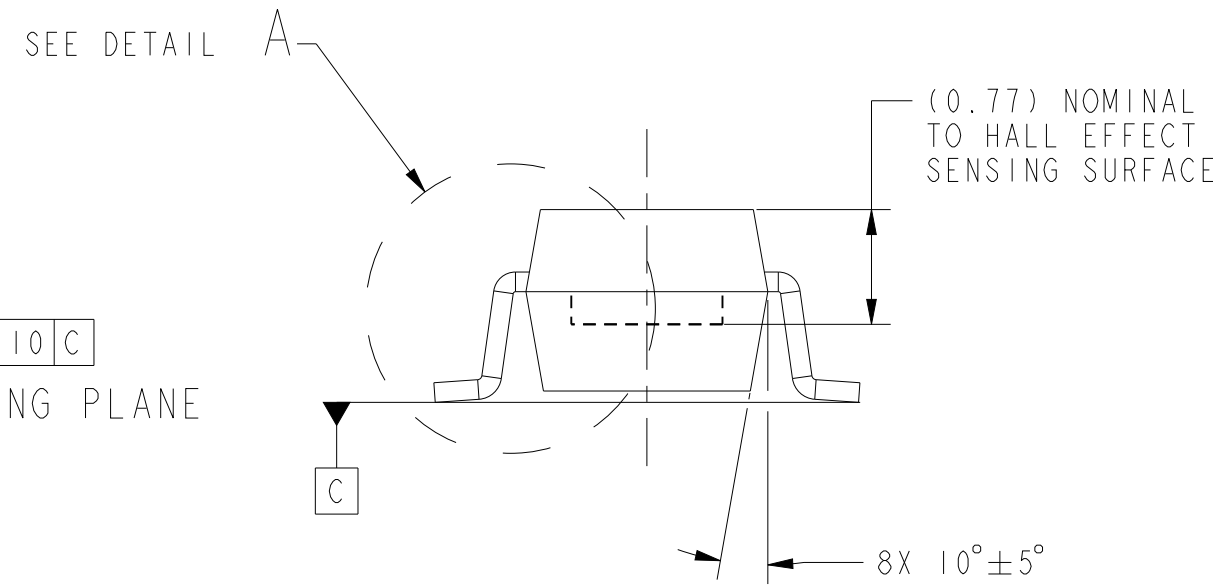
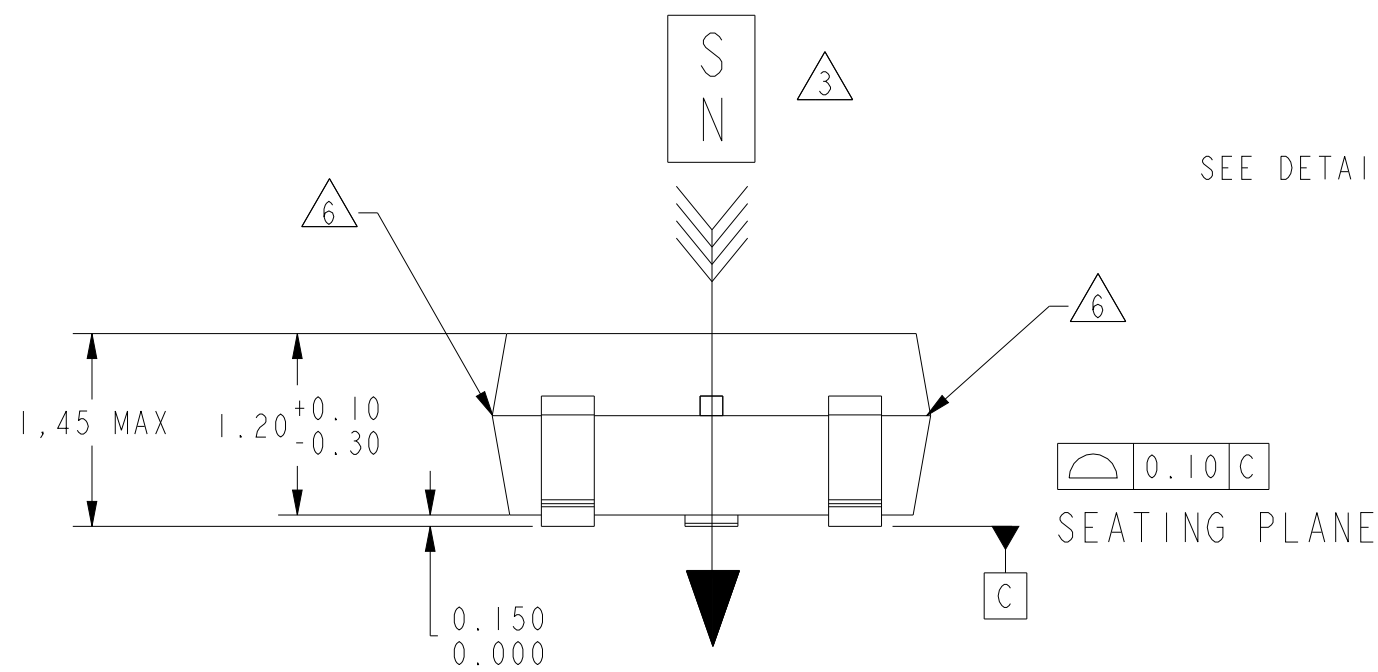
HONEYWELL PART NUMBER
SS361CT

REV	DOCUMENT	CHANGED BY	CHECK
C	0068435	MH 19AUG10	RS

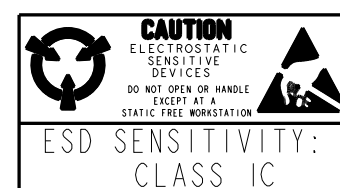


NOTES

- 1 - SOLDERING INSTRUCTIONS: EXPOSURE TO HIGH TEMPERATURES SHOULD BE KEPT AT A MINIMUM HONEYWELL RECOMMENDS AN INFRARED REFLOW PROCESS WITH PEAK TEMPERATURES NOT EXCEEDING 245°C FOR 10 SECONDS MAXIMUM. DO NOT WAVE SOLDER THIS PRODUCT, AS THIS PROCESS MAY NEGATIVELY AFFECT THE SENSOR'S PERFORMANCE AND RELIABILITY. SUBJECTING THESE PRODUCTS TO WAVE SOLDERING WILL VOID HONEYWELL'S WARRANTY
- 2 ABSOLUTE MAXIMUM RATINGS ARE THE EXTREME LIMITS THE DEVICE WILL MOMENTARILY WITHSTAND WITHOUT DAMAGE TO THE DEVICE. ELECTRICAL AND MAGNETIC CHARACTERISTICS ARE NOT GUARANTEED IF THE SPECIFIED VOLTAGE AND/OR CURRENTS ARE EXCEEDED NOR WILL THE DEVICE NECESSARILY OPERATE AT ABSOLUTE MAXIMUM RATING
- 3 THE MAGNETIC FLUX USED TO OPERATE THE SWITCH MUST BE IN THE DIRECTION AND LOCATION SHOWN. (THIS ASSUMES THE CONVENTION THAT THE DIRECTION OF THE EXTERNAL FLUX OF A MAGNET IS FROM THE NORTH TO THE SOUTH POLE OF THE MAGNET)
- 4 THE MAGNETIC FIELD STRENGTH (GAUSS) REQUIRED TO CAUSE THE SWITCH TO CHANGE STATE (OPERATE AND RELEASE) WILL BE AS SPECIFIED IN THE MAGNETIC CHARACTERISTICS. TO TEST THE SWITCH AGAINST THE SPECIFIED MAGNETIC CHARACTERISTICS, THE SWITCH MUST BE PLACED IN A UNIFORM MAGNETIC FIELD
- 5 THIS PRODUCT WILL BE SUPPLIED IN TAPE AND REEL FORM PER EIA STD 481.
- 6 GATE VESAGE PERMITTED IN THESE AREAS. UNDERFLUSH BREAKOUT LIMITED TO .007
- 7 THESE HALL EFFECT SENSORS MAY HAVE AN INITIAL OUTPUT IN EITHER THE ON OR OFF STATE IF POWERED UP WITH AN APPLIED MAGNETIC FIELD IN THE DIFFERENTIAL ZONE (APPLIED MAGNETIC FIELD > Brp AND < Bop). HONEYWELL RECOMMENDS THAT THE APPLICATION CIRCUIT DESIGNER ALLOW 10 MICROSECONDS AFTER SUPPLY VOLTAGE HAS REACHED 5 VOLTS FOR THE OUTPUT VOLTAGE TO STABILIZE

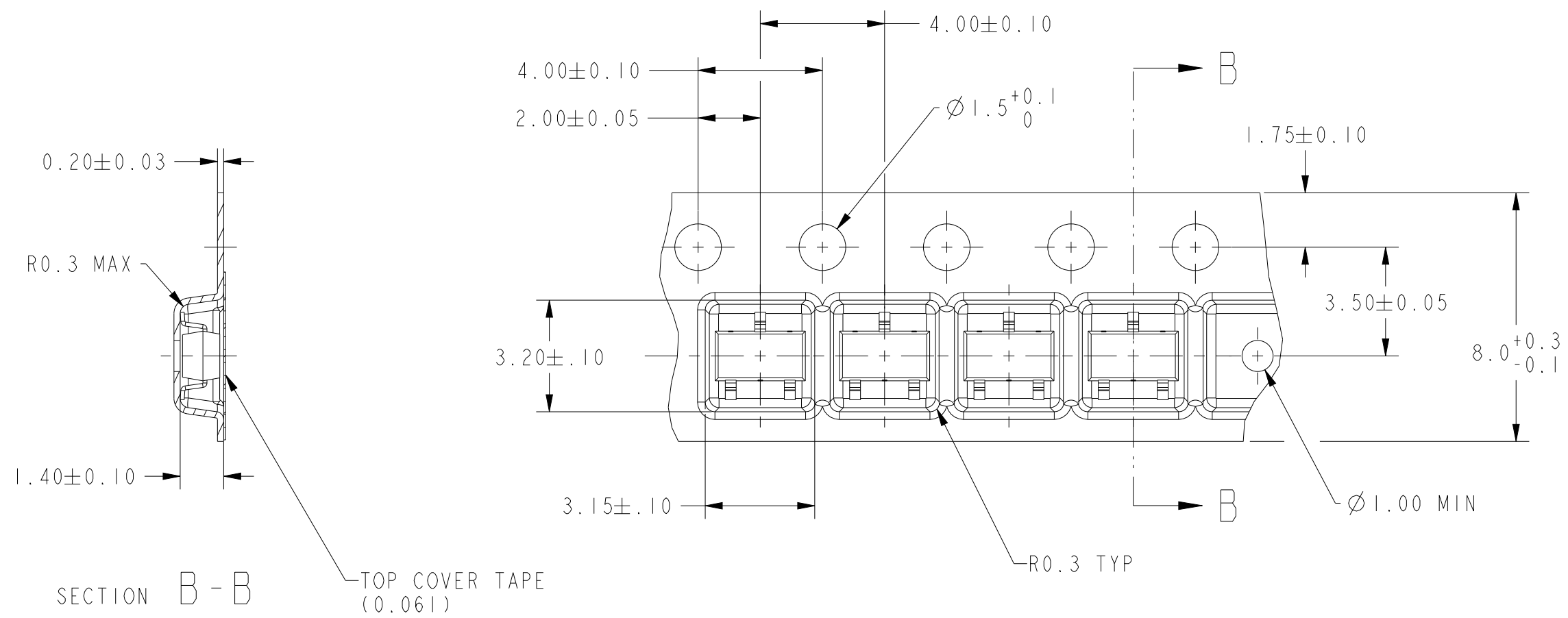


DETAIL A
SCALE 40:1

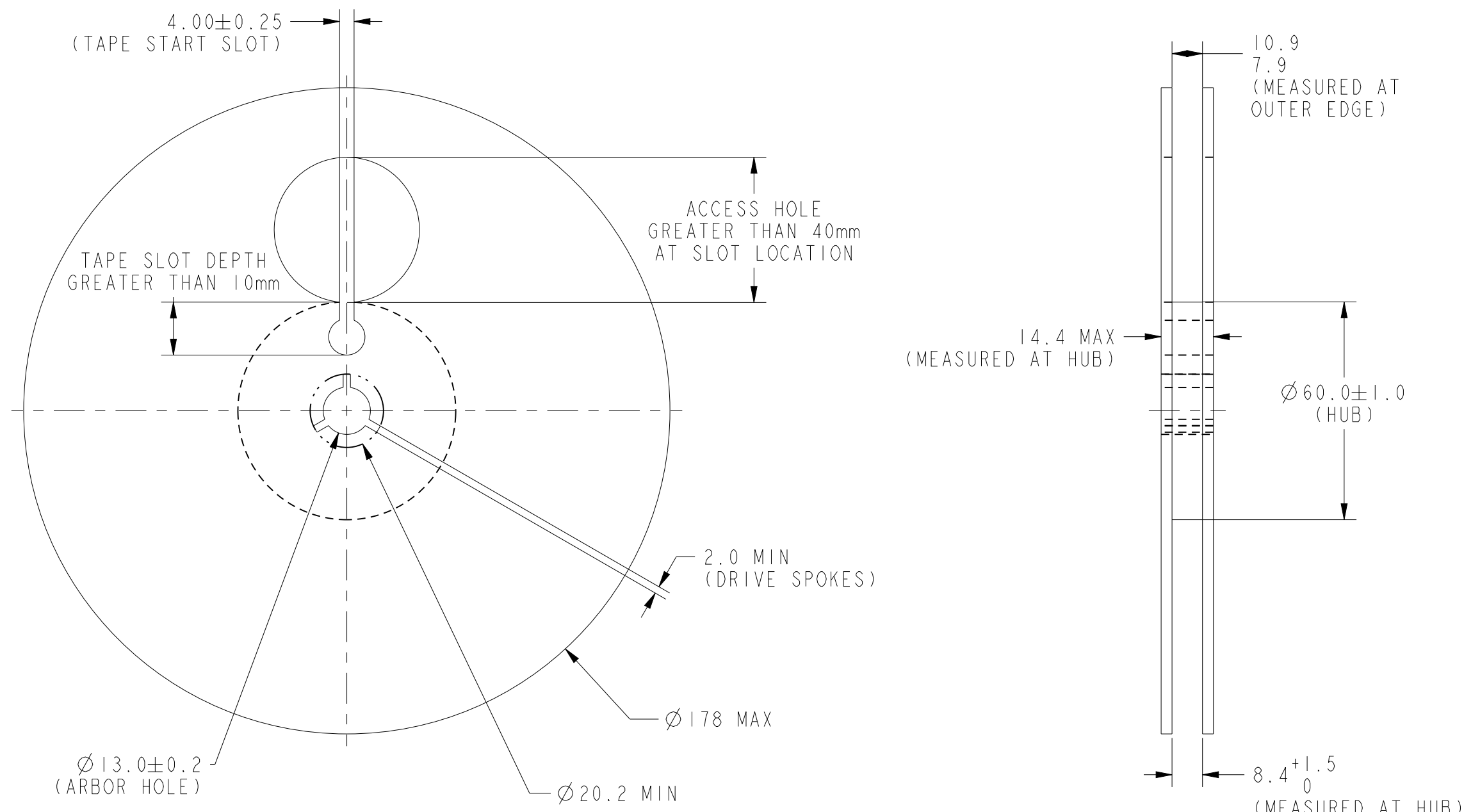


DESIGN UNITS: MM	DRAWN	JLH	16 SEP 09
TOLERANCES UNLESS NOTED:	CHECK	JLH	16 SEP 09
NO PLACES X ± 1.000	THIS DRAWING COVERS A PROPRIETARY ITEM AND IS THE PROPERTY OF HONEYWELL. THIS DRAWING IS NOT TO BE COPIED OR USED WITHOUT THE PERMISSION OF HONEYWELL.		
ONE PLACE .X ± 0.40	INTERPRET PER ASME Y14.5M-1994 OTHER HONEYWELL ENGINEERING STANDARDS MAY APPLY		
TWO PLACE .XX ± 0.150	Pro/ENGINEER	3D	SCALE NONE
THREE PLACE .XXX ± 0.005	SHEET 1 OF 3		
ANGLES X ± 3.0°	REV C		
THIRD ANGLE PROJECTION	DRAWING NAME SS361CT		

Honeywell			
TITLE SOLID STATE SENSOR, IC			
SIZE	TYPE	CAGE CODE	DRAWING NAME
C	I	-	SS361CT
Pro/ENGINEER		3D	SCALE NONE
SHEET 1 OF 3		REV C	



TAPE AND REEL DIMENSIONS 5



DIRECTION OF FEED FROM REEL



THIS DRAWING COVERS A PROPRIETARY ITEM AND IS THE PROPERTY OF HONEYWELL. THIS DRAWING IS NOT TO BE COPIED OR USED WITHOUT THE PERMISSION OF HONEYWELL.

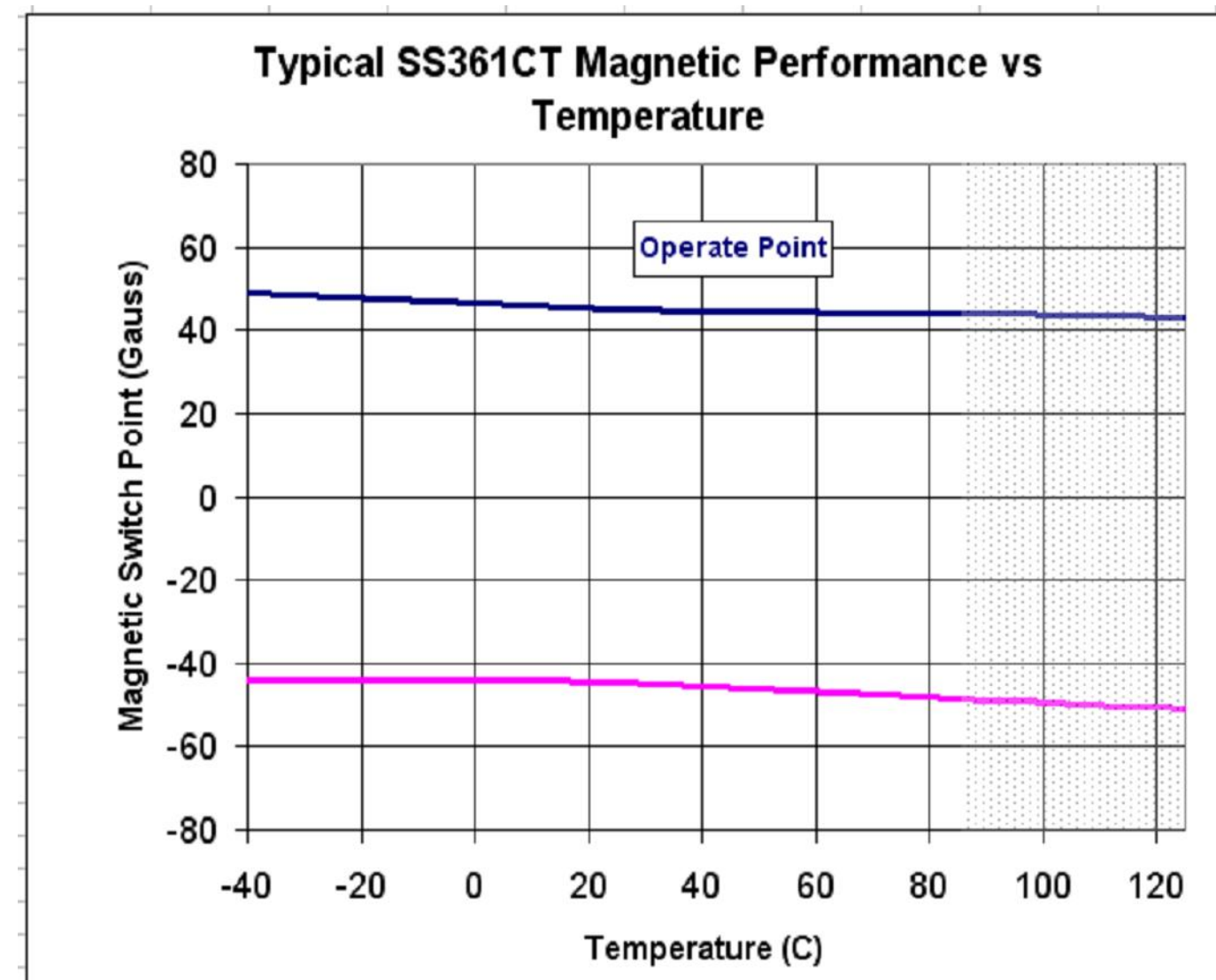
Honeywell				
SIZE	TYPE	CAGE CODE	DRAWING NAME	REV
C	I	-	SS361CT	C
SCALE	NONE	SHEET		2 OF 3

CHARACTERISTICS ARE AT $V_s=4.0$ TO 24 VOLTS WITH 20 mA LOAD WITH \triangle \triangle
 $T_A=-40^{\circ}\text{C}$ TO $+125^{\circ}\text{C}$ UNLESS OTHERWISE NOTED

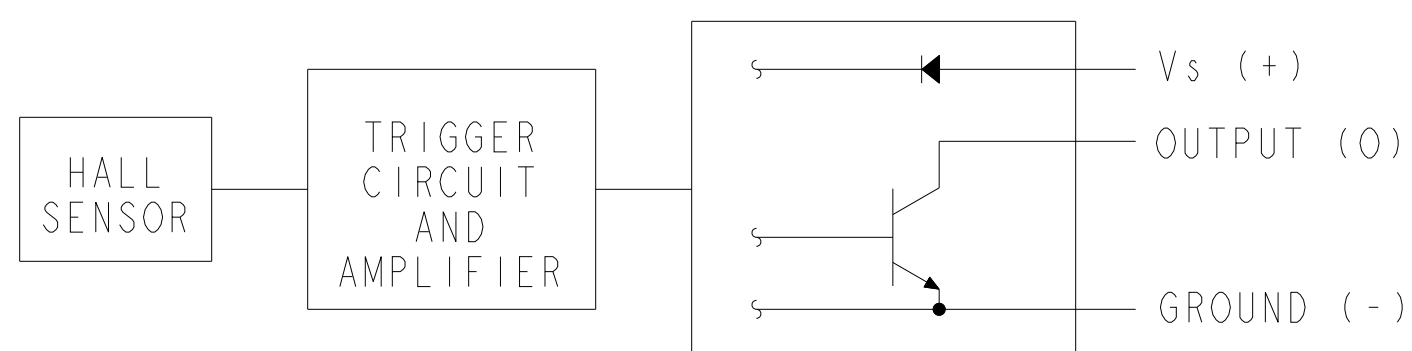
PARAMETER	CONDITIONS	MIN	TYP	MAX	UNITS
SUPPLY VOLTAGE	-40°C TO 125°C	4.0		24.0	VOLTS
SUPPLY CURRENT	$V_{\text{SUPPLY}}=5\text{V}$ AT 25°C		4.0	6.0	mA
				8.0	
OUTPUT CURRENT				20.0	mA
V_{sat}	GAUSS > 95			0.4	VOLTS
OUTPUT LEAKAGE	GAUSS < -95			10.0	μA
RISE TIME	25°C			1.5	μS
FALL TIME	25°C			1.5	μS
THERMAL RESISTANCE $R_{\theta JA}$	SINGLE LAYER, SINGLE SIDED PCB		303		$^{\circ}\text{C}/\text{W}$
OPERATE	-40°C TO 85°C	5	50	80	GAUSS
	-40°C TO 125°C	5	50	95	
RELEASE	-40°C TO 85°C	-80	-50	-5	GAUSS
	-40°C TO 125°C	-95	-50	-5	
DIFFERENTIAL	-40°C TO 85°C	50	100	160	GAUSS
	-40°C TO 125°C	50	100	190	
OPERATING TEMP		-40		+125	$^{\circ}\text{C}$
STORAGE TEMP		-40		+150	$^{\circ}\text{C}$

ABSOLUTE MAXIMUM RATINGS \triangle

PARAMETER	CONDITIONS	MIN	TYP	MAX	UNITS
SUPPLY VOLTAGE		-28.0		28.0	VOLTS
APPLIED OUTPUT VOLTAGE		-0.5		28.0	VOLTS
OUTPUT CURRENT				20.0	mA
MAGNETIC FLUX				NO LIMIT	GAUSS



BLOCK DIAGRAM CURRENT SINKING OUTPUT



THIS DRAWING COVERS A PROPRIETARY ITEM AND IS THE PROPERTY OF HONEYWELL. THIS DRAWING IS NOT TO BE COPIED OR USED WITHOUT THE PERMISSION OF HONEYWELL.

Honeywell				
SIZE	TYPE	CAGE CODE	DRAWING NAME	REV
C	I	-	SS361CT	C
SCALE	NONE		SHEET	3 OF 3

Данный компонент на территории Российской Федерации

Вы можете приобрести в компании MosChip.

Для оперативного оформления запроса Вам необходимо перейти по данной ссылке:

<http://moschip.ru/get-element>

Вы можете разместить у нас заказ для любого Вашего проекта, будь то серийное производство или разработка единичного прибора.

В нашем ассортименте представлены ведущие мировые производители активных и пассивных электронных компонентов.

Нашей специализацией является поставка электронной компонентной базы двойного назначения, продукции таких производителей как XILINX, Intel (ex.ALTERA), Vicor, Microchip, Texas Instruments, Analog Devices, Mini-Circuits, Amphenol, Glenair.

Сотрудничество с глобальными дистрибьюторами электронных компонентов, предоставляет возможность заказывать и получать с международных складов практически любой перечень компонентов в оптимальные для Вас сроки.

На всех этапах разработки и производства наши партнеры могут получить квалифицированную поддержку опытных инженеров.

Система менеджмента качества компании отвечает требованиям в соответствии с ГОСТ Р ИСО 9001, ГОСТ РВ 0015-002 и ЭС РД 009

Офис по работе с юридическими лицами:

105318, г.Москва, ул.Щербаковская д.3, офис 1107, 1118, ДЦ «Щербаковский»

Телефон: +7 495 668-12-70 (многоканальный)

Факс: +7 495 668-12-70 (доб.304)

E-mail: info@moschip.ru

Skype отдела продаж:

moschip.ru

moschip.ru_4

moschip.ru_6

moschip.ru_9