


Dynamic NFC tag IC expansion board based on M24LR04E for STM32 Nucleo

Data brief



Features

- STM32 expansion board based on the M24LR04E-RMN6T/2 Dynamic NFC/RFID tag
- Up to 4 Kbit memory with NDEF support
- 30 mm x 30 mm 13.56 MHz double layer inductive antenna etched on the PCB
- Compatible with STM32 Nucleo boards
- Equipped with Arduino™ UNO R3 connector
- Self powered or powered through the Arduino™ UNO R3 connectors
- 3 general purpose LEDs
- Scalable solution, capable of cascading multiple boards for larger systems
- Free comprehensive development firmware library and example for M24LR04E-R, compatible with STM32Cube firmware
- FCC verified
- RoHS compliant

Description

The X-NUCLEO-NFC02A1 is a dynamic NFC/RFID tag board based on M24LR04E-R, for expansion of STM32 Nucleo boards.

The M24LR04E-R is an NFC Type V/RFID tag IC with a dual-interface 4 Kbit Electrically Erasable Programmable Read-Only Memory (EEPROM) that also features an I2C interface.

The EEPROM is organized as 512 x 8 bit in the I²C mode and as 128 x 32 bit in RF mode. It can be operated either from an external power supply or directly powered by the received carrier electromagnetic field.

The tag provides an user configurable digital output pin toggling during either RF Write in Progress or RF Busy mode.

The M24LR04E-R provides an Energy Harvesting mode. When activated, the M24LR04E-R delivers the excess energy coming from the RF field on the Vout analog pin. In case the RF field strength is insufficient or when Energy Harvesting mode is disabled, the analog output pin Vout goes into high-Z state and Energy Harvesting mode is automatically stopped.

The X-NUCLEO-NFC02A1 is compatible with the Arduino™ UNO R3 connector pin assignment and interfaces with the STM32 MCU via the I²C pins.

Contents

- 1 Block diagram and hardware schematics 5**

- 2 Federal Communications Commission (FCC) and
Industry Canada (IC) Compliance Statements 7**
 - 2.1 FCC Compliance Statement 7
 - 2.1.1 Part 15.19 7
 - 2.1.2 Part 15.105 7
 - 2.1.3 Part 15.21 7
 - 2.2 Formal notices required by the Industry Canada 7
 - 2.2.1 Compliance Statement 7
 - 2.2.2 Déclaration de conformité 7

- 3 Revision history 9**

List of tables

Table 1. Document revision history 9

List of figures

Figure 1.	Functional block diagram	5
Figure 2.	STM32 Nucleo connectors	5
Figure 3.	M24LR04E-R section	6
Figure 4.	LEDs and power supply selection.	6

1 Block diagram and hardware schematics

Figure 1. Functional block diagram

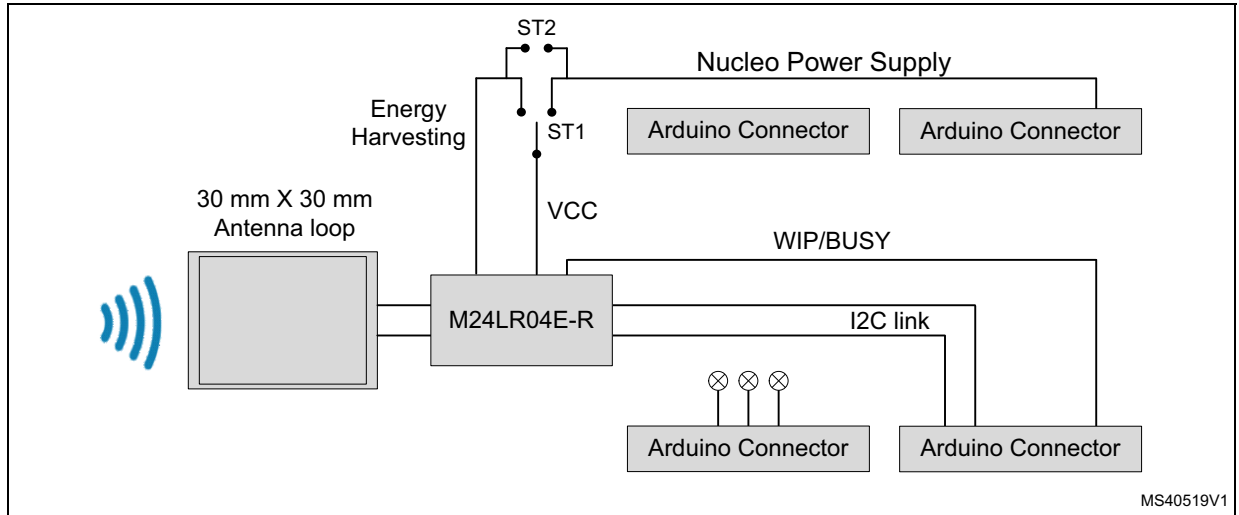


Figure 2. STM32 Nucleo connectors

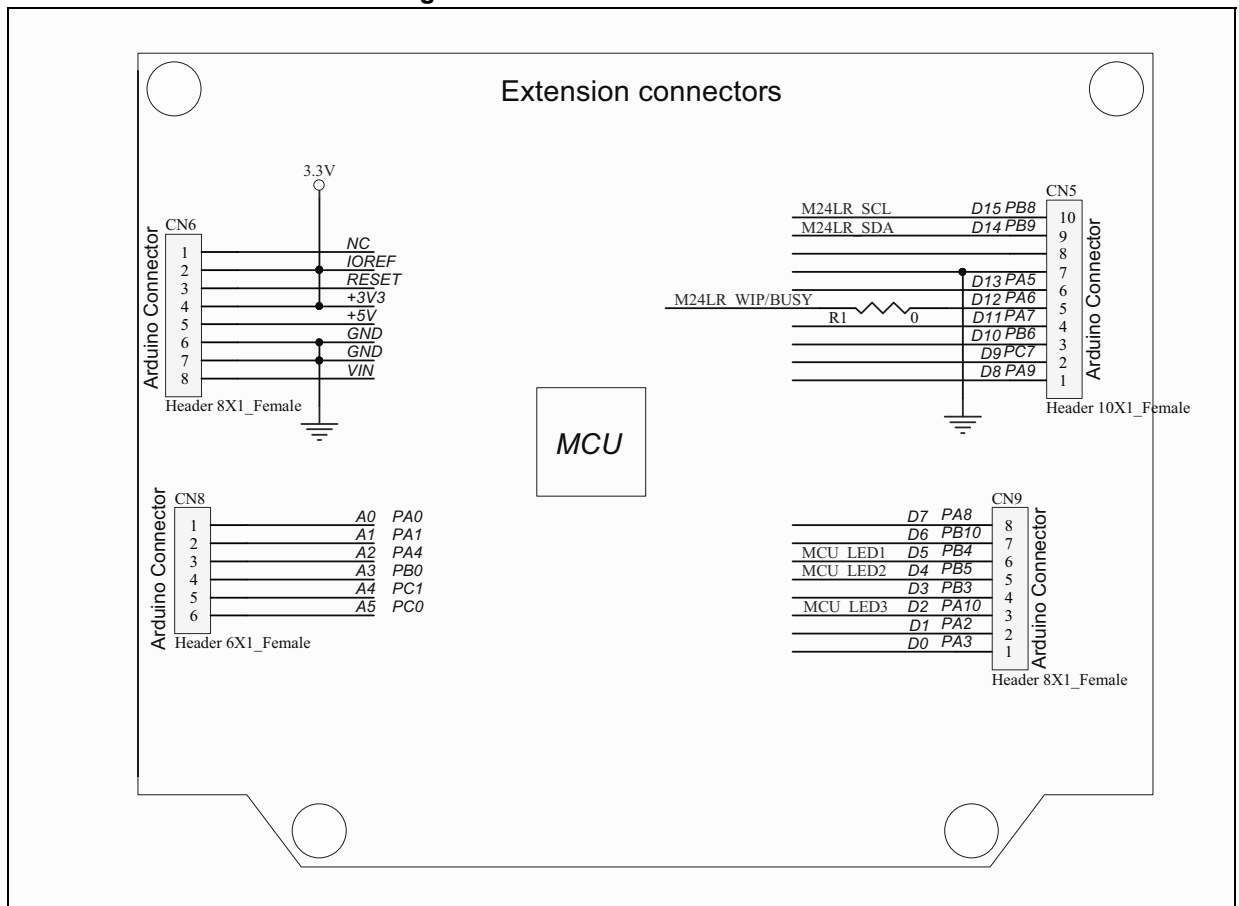


Figure 3. M24LR04E-R section

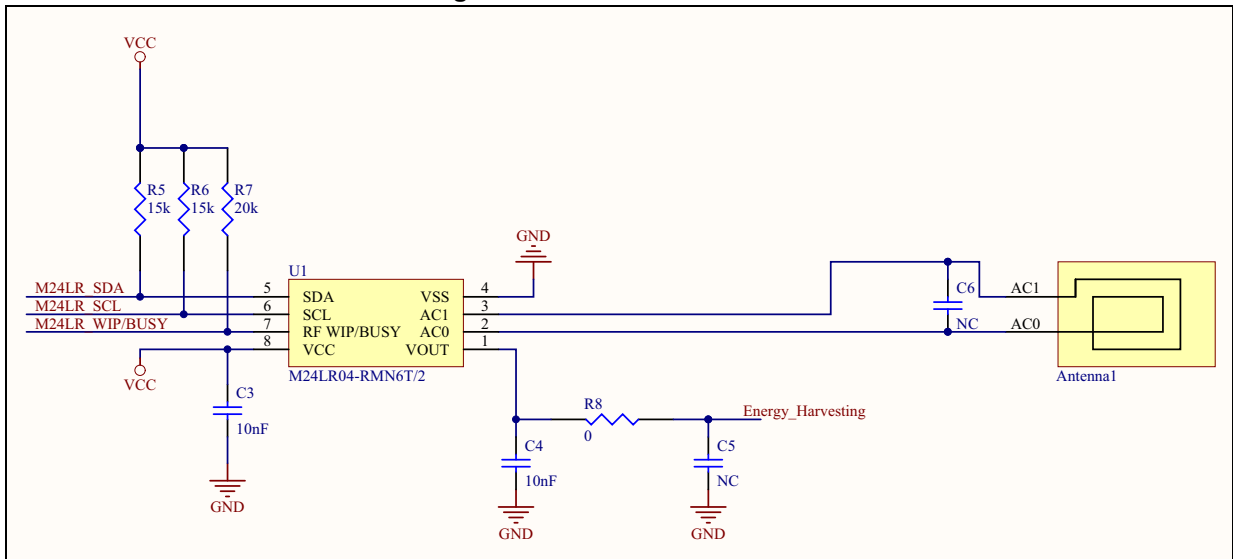
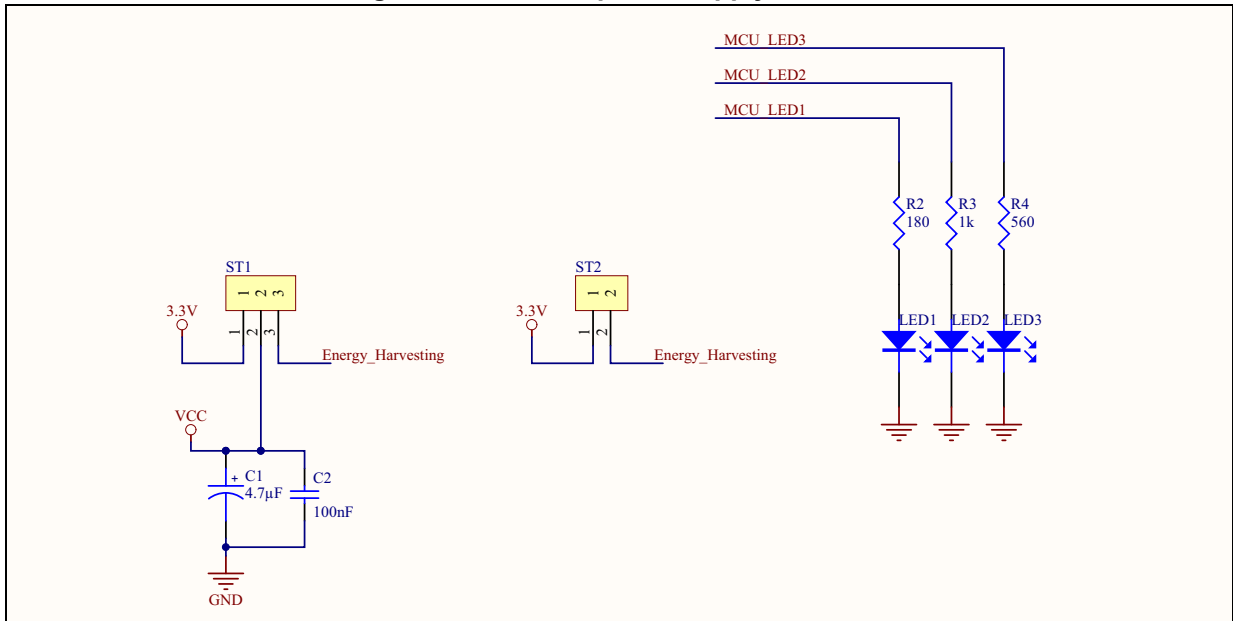


Figure 4. LEDs and power supply selection



2 Federal Communications Commission (FCC) and Industry Canada (IC) Compliance Statements

2.1 FCC Compliance Statement

2.1.1 Part 15.19

This device complies with Part 15 of the FCC Rules. Operation is subject to the following two conditions: (1) this device may not cause harmful interference, and (2) this device must accept any interference received, including interference that may cause undesired operation.

2.1.2 Part 15.105

This equipment has been tested and found to comply with the limits for a Class B digital device, pursuant to part 15 of the FCC Rules. These limits are designed to provide reasonable protection against harmful interference in a residential installation. This equipment generates uses and can radiate radio frequency energy and, if not installed and used in accordance with the instructions, may cause harmful interference to radio communications. However, there is no guarantee that interference will not occur in a particular installation. If this equipment does cause harmful interference to radio or television reception, which can be determined by turning the equipment off and on, the user is encouraged to try to correct the interference's by one or more of the following measures:

- Reorient or relocate the receiving antenna.
- Increase the separation between the equipment and the receiver.
- Connect the equipment into an outlet on a circuit different from that to which the receiver is connected.
- Consult the dealer or an experienced radio/TV technician for help.

2.1.3 Part 15.21

Any changes or modifications to this equipment not expressly approved by STMicroelectronics may cause harmful interference and void the user's authority to operate this equipment.

2.2 Formal notices required by the Industry Canada

2.2.1 Compliance Statement

This device complies with Industry Canada licence-exempt RSS standard(s). Operation is subject to the following two conditions: (1) this device may not cause interference, and (2) this device must accept any interference, including interference that may cause undesired operation.

2.2.2 Déclaration de conformité

Le présent appareil est conforme aux CNR d'Industrie Canada applicables aux appareils radio exempts de licence. L'exploitation est autorisée aux deux conditions suivantes: (1)

Federal Communications Commission (FCC) and Industry Canada (IC) Compliance Statements X-

l'appareil ne doit pas produire de brouillage, et (2) l'utilisateur de l'appareil doit accepter tout brouillage radioélectrique subi, même si le brouillage est susceptible d'en compromettre le fonctionnement.

3 Revision history

Table 1. Document revision history

Date	Revision	Changes
24-Jul-2014	1	Initial release.
07-Dec-2015	2	Updated board picture and <i>Figure 1</i> . Updated <i>Features</i> and <i>Description</i> .
18-Jan-2016	3	Updated document title, <i>Features</i> and <i>Description</i> . Added <i>Section 1: Block diagram and hardware schematics</i> , and <i>Section 2: Federal Communications Commission (FCC) and Industry Canada (IC) Compliance Statements</i> with its subsections. Updated <i>Figure 1: Functional block diagram</i> . Added <i>Figure 2: STM32 Nucleo connectors</i> , <i>Figure 3: M24LR04E-R section</i> and <i>Figure 4: LEDs and power supply selection</i> .
07-Jun-2016	4	Updated board picture on cover page. Updated <i>Figure 2: STM32 Nucleo connectors</i> .

IMPORTANT NOTICE – PLEASE READ CAREFULLY

STMicroelectronics NV and its subsidiaries ("ST") reserve the right to make changes, corrections, enhancements, modifications, and improvements to ST products and/or to this document at any time without notice. Purchasers should obtain the latest relevant information on ST products before placing orders. ST products are sold pursuant to ST's terms and conditions of sale in place at the time of order acknowledgement.

Purchasers are solely responsible for the choice, selection, and use of ST products and ST assumes no liability for application assistance or the design of Purchasers' products.

No license, express or implied, to any intellectual property right is granted by ST herein.

Resale of ST products with provisions different from the information set forth herein shall void any warranty granted by ST for such product.

ST and the ST logo are trademarks of ST. All other product or service names are the property of their respective owners.

Information in this document supersedes and replaces information previously supplied in any prior versions of this document.

© 2016 STMicroelectronics – All rights reserved

Данный компонент на территории Российской Федерации

Вы можете приобрести в компании MosChip.

Для оперативного оформления запроса Вам необходимо перейти по данной ссылке:

<http://moschip.ru/get-element>

Вы можете разместить у нас заказ для любого Вашего проекта, будь то серийное производство или разработка единичного прибора.

В нашем ассортименте представлены ведущие мировые производители активных и пассивных электронных компонентов.

Нашей специализацией является поставка электронной компонентной базы двойного назначения, продукции таких производителей как XILINX, Intel (ex.ALTERA), Vicor, Microchip, Texas Instruments, Analog Devices, Mini-Circuits, Amphenol, Glenair.

Сотрудничество с глобальными дистрибьюторами электронных компонентов, предоставляет возможность заказывать и получать с международных складов практически любой перечень компонентов в оптимальные для Вас сроки.

На всех этапах разработки и производства наши партнеры могут получить квалифицированную поддержку опытных инженеров.

Система менеджмента качества компании отвечает требованиям в соответствии с ГОСТ Р ИСО 9001, ГОСТ РВ 0015-002 и ЭС РД 009

Офис по работе с юридическими лицами:

105318, г.Москва, ул.Щербаковская д.3, офис 1107, 1118, ДЦ «Щербаковский»

Телефон: +7 495 668-12-70 (многоканальный)

Факс: +7 495 668-12-70 (доб.304)

E-mail: info@moschip.ru

Skype отдела продаж:

moschip.ru

moschip.ru_4

moschip.ru_6

moschip.ru_9