

TWA Series – DSCC 93026



TWA Wet Electrolytic Tantalum Capacitor



The TWA series is an axial leaded wet electrolytic tantalum capacitor and represents a new level of high CV (capacitance/voltage) previously unavailable in this technology. TWA incorporates a novel, very high capacitance cathode system that allows for higher CV designs, well beyond values specified in the Mil-PRF-39006 drawing.

TWA products are listed in DSCC 93026, which includes new high capacitance/voltage ratings. This design includes a welded tantalum can and header assembly that provides a hermetic seal to withstand harsh shock and vibration requirements of 39006. Wet tantalums do not require the same derating as solid tantalums. AVX recommends derating components by only 20% in order to enhance reliability.

Customized capacitance and voltage packages are possible and welcomed. Contact the factory about design possibilities beyond those contained in this datasheet.

OUTLINE DIMENSIONS



CASE DIMENSIONS: millimeters (inches)

| DSCC Case Size | AVX Case Size | L | D | | E |
|----------------|---------------|--------------------------------|---------------------------|------------------------|---------------|
| | | | Without Insulating Sleeve | With Insulating Sleeve | |
| | | +0.79 (0.031) -0.41 (0.016) | ±0.41 (0.016) | Max | ±6.35 (0.250) |
| T1 | A | 11.51 (0.453) | 4.78 (0.188) | 5.56 (0.219) | 38.10 (1.500) |
| T2 | B | 16.28 (0.641) | 7.14 (0.281) | 7.92 (0.312) | 57.15 (2.250) |
| T3 | D | 19.46 (0.766) | 9.52 (0.375) | 10.31 (0.406) | 57.15 (2.250) |
| T4 | E | 26.97 (1.062) | 9.52 (0.375) | 10.31 (0.406) | 57.15 (2.250) |

VOLTAGE RATINGS (Operating Temperature -55°C to 125°C)

| Voltage (DC) | | | | | | | | |
|-----------------------|-------|------|------|------|----|------|-----|-----|
| Rated Voltage: (Ur) | 85°C | 25 | 30 | 50 | 60 | 75 | 100 | 125 |
| Derated Voltage: (Uc) | 125°C | 15 | 20 | 30 | 40 | 50 | 65 | 85 |
| Surge Voltage: (Us) | 85°C | 28.8 | 34.5 | 57.5 | 69 | 86.3 | 115 | 144 |



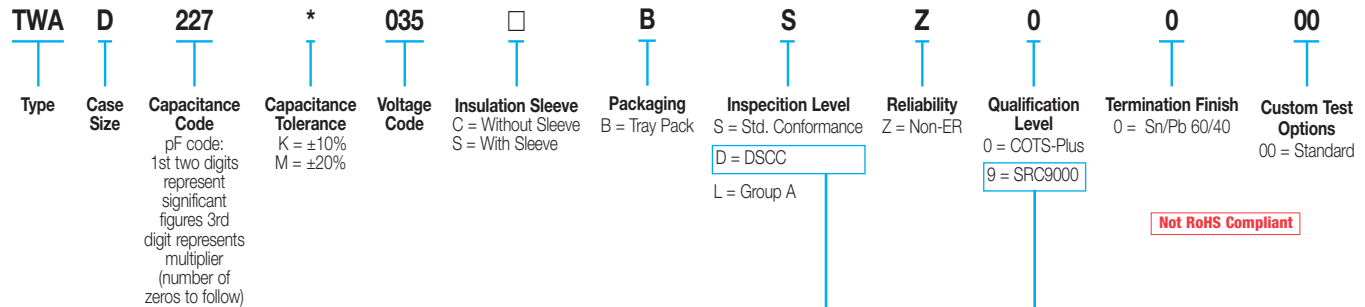
TWA Series – DSCC 93026



TWA Wet Electrolytic Tantalum Capacitor

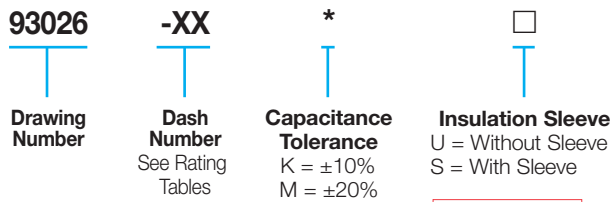
HOW TO ORDER

AVX PART NUMBER:



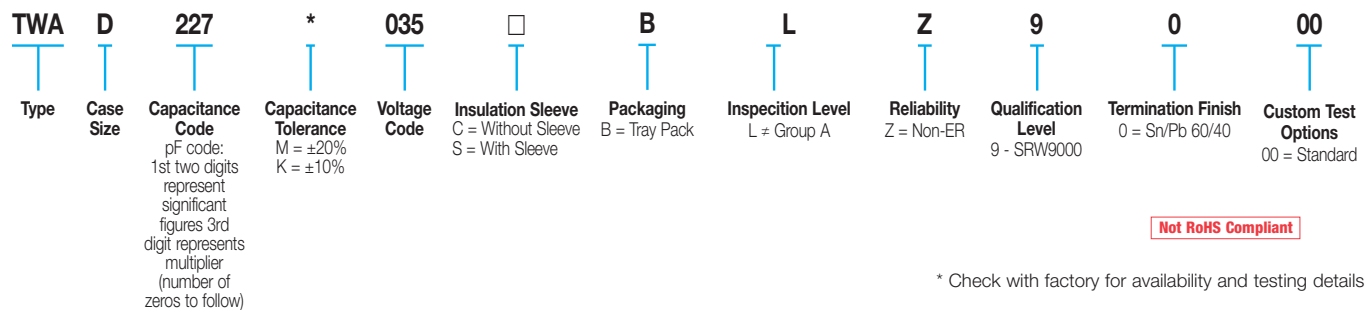
Not RoHS Compliant

DSCC PART IDENTIFICATION NUMBER (PIN):



Not RoHS Compliant

SPACE LEVEL OPTIONS TO SRC9000*:



Not RoHS Compliant

* Check with factory for availability and testing details

RIPPLE CURRENT MULTIPLIERS vs. Frequency, temperature and applied voltage^{1/2/}

| Frequency of Applied Ripple Current | 120Hz | | | | 800Hz | | | | 1kHz | | | | |
|-------------------------------------|---------|------|------|------|-------|------|------|------|------|------|------|------|------|
| | ≤55 | 85 | 105 | 125 | ≤55 | 85 | 105 | 125 | ≤55 | 85 | 105 | 125 | |
| Ambient Still Air Temperature (°C) | | | | | | | | | | | | | |
| % of 85°C | 100% | 0.60 | 0.39 | – | – | 0.71 | 0.43 | – | – | 0.72 | 0.45 | – | – |
| Rated Peak | 90% | 0.60 | 0.46 | – | – | 0.71 | 0.55 | – | – | 0.72 | 0.55 | – | – |
| | 80% | 0.60 | 0.52 | 0.35 | – | 0.71 | 0.62 | 0.42 | – | 0.72 | 0.62 | 0.42 | – |
| Voltage | 70% | 0.60 | 0.58 | 0.44 | – | 0.71 | 0.69 | 0.52 | – | 0.72 | 0.70 | 0.52 | – |
| | 66-2/3% | 0.60 | 0.60 | 0.46 | 0.27 | 0.71 | 0.71 | 0.55 | 0.32 | 0.72 | 0.72 | 0.55 | 0.32 |

| Frequency of Applied Ripple Current | 10kHz | | | | 40kHz | | | | 100kHz | | | | |
|-------------------------------------|---------|------|------|------|-------|------|------|------|--------|------|------|------|------|
| | ≤55 | 85 | 105 | 125 | ≤55 | 85 | 105 | 125 | ≤55 | 85 | 105 | 125 | |
| Ambient Still Air Temperature (°C) | | | | | | | | | | | | | |
| % of 85°C | 100% | 0.88 | 0.55 | – | – | 1.00 | 0.63 | – | – | 1.10 | 0.69 | – | – |
| Rated Peak | 90% | 0.88 | 0.67 | – | – | 1.00 | 0.77 | – | – | 1.10 | 0.85 | – | – |
| | 80% | 0.88 | 0.76 | 0.52 | – | 1.00 | 0.87 | 0.59 | – | 1.10 | 0.96 | 0.65 | – |
| Voltage | 70% | 0.88 | 0.85 | 0.64 | – | 1.00 | 0.97 | 0.73 | – | 1.10 | 1.07 | 0.80 | – |
| | 66-2/3% | 0.88 | 0.88 | 0.68 | 0.40 | 1.00 | 1.00 | 0.77 | 0.45 | 1.10 | 1.10 | 0.85 | 0.50 |

1/ At 125°C the rated voltage of the capacitors decreases to 66 2/3 of the 85°C rated voltage.

2/ The peak of the applied ac ripple voltage plus the applied dc voltage must not exceed the dc voltage rating of the capacitors.



TWA Series – DSCC 93026



TWA Wet Electrolytic Tantalum Capacitor

RATINGS & PART NUMBER REFERENCE

| AVX Part Number | DSCC Part Number | Cap (µF) 25°C at 120Hz | DC Rated Voltage (V) at 85°C | ESR max (ohms) at 120Hz | DC Leakage max (µA) | | Impedance max (Ohms) -55°C at 120Hz | Maximum Capacitance Change (%) | | | AC Ripple (mA rms) 85°C at 40kHz | Case Size | | |
|--|------------------|------------------------------|---------------------------------|----------------------------|---------------------|---------------|--|--------------------------------|-------|--------|-------------------------------------|-----------|------|--|
| | | | | | +25°C | +85°C & 125°C | | -55°C | +85°C | +125°C | | AVX | DSCC | |
| 25 VDC at 85°C 15 VDC at 125°C | | | | | | | | | | | | | | |
| TWAA127*025□BSZ0000 | 93026- 29□ | 120 | 25 | 1.3 | 1 | 5 | 25 | -42 | 8 | 12 | 1250 | A | T1 | |
| TWAB567*025□BSZ0000 | 93026- 30□ | 560 | 25 | 0.83 | 2 | 10 | 12 | -65 | 10 | 15 | 2100 | B | T2 | |
| TWAD128*025□BSZ0000 | 93026- 31□ | 1200 | 25 | 0.65 | 5 | 20 | 7 | -70 | 12 | 18 | 2600 | D | T3 | |
| TWAE188*025□BSZ0000 | 93026- 32□ | 1800 | 25 | 0.5 | 6 | 25 | 7 | -75 | 12 | 20 | 3100 | E | T4 | |
| TWAE228*025□BSZ0000 | 93026- 64□ | 2200 | 25 | 0.5 | 10 | 80 | 10 | -90 | 30 | 50 | 3200 | E | T4 | |
| 30 VDC at 85°C 20 VDC at 125°C | | | | | | | | | | | | | | |
| TWAA107*030□BSZ0000 | 93026- 33□ | 100 | 30 | 1.3 | 1 | 5 | 25 | -38 | 8 | 12 | 1200 | A | T1 | |
| TWAB477*030□BSZ0000 | 93026- 34□ | 470 | 30 | 0.85 | 2 | 10 | 15 | -65 | 10 | 18 | 1800 | B | T2 | |
| TWAD108*030□BSZ0000 | 93026- 35□ | 1000 | 30 | 0.7 | 7 | 25 | 7 | -70 | 10 | 18 | 2500 | D | T3 | |
| TWAE158*030□BSZ0000 | 93026- 36□ | 1500 | 30 | 0.6 | 12 | 35 | 6 | -72 | 10 | 20 | 3000 | E | T4 | |
| 50 VDC at 85°C 30 VDC at 125°C | | | | | | | | | | | | | | |
| TWAA686*050□BSZ0000 | 93026- 37□ | 68 | 50 | 1.5 | 1 | 5 | 35 | -25 | 8 | 15 | 1050 | A | T1 | |
| TWAB227*050□BSZ0000 | 93026- 38□ | 220 | 50 | 0.9 | 2 | 10 | 17.5 | -50 | 8 | 15 | 1800 | B | T2 | |
| TWAD477*050□BSZ0000 | 93026- 39□ | 470 | 50 | 0.75 | 3 | 25 | 10 | -50 | 8 | 15 | 2100 | D | T3 | |
| TWAE687*050□BSZ0000 | 93026- 40□ | 680 | 50 | 0.7 | 5 | 40 | 8 | -58 | 10 | 20 | 2750 | E | T4 | |
| 60 VDC at 85°C 40 VDC at 125°C | | | | | | | | | | | | | | |
| TWAA476*060□BSZ0000 | 93026- 41□ | 47 | 60 | 2 | 1 | 5 | 44 | -25 | 8 | 12 | 1050 | A | T1 | |
| TWAB157*060□BSZ0000 | 93026- 42□ | 150 | 60 | 1.1 | 2 | 10 | 20 | -40 | 8 | 15 | 1650 | B | T2 | |
| TWAD397*060□BSZ0000 | 93026- 43□ | 390 | 60 | 0.9 | 3 | 25 | 15 | -60 | 8 | 15 | 2100 | D | T3 | |
| TWAE567*060□BSZ0000 | 93026- 44□ | 560 | 60 | 0.8 | 5 | 40 | 10 | -58 | 8 | 15 | 2750 | E | T4 | |
| TWAE108*060□BSZ0000 | 93026- 65□ | 1000 | 60 | 1 | 12 | 90 | 20 | -90 | 30 | 50 | 3200 | E | T4 | |
| 75 VDC at 85°C 50 VDC at 125°C | | | | | | | | | | | | | | |
| TWAA336*075□BSZ0000 | 93026- 45□ | 33 | 75 | 2.5 | 1 | 5 | 66 | -25 | 5 | 9 | 1050 | A | T1 | |
| TWAB117*075□BSZ0000 | 93026- 46□ | 110 | 75 | 1.3 | 2 | 10 | 24 | -35 | 6 | 10 | 1650 | B | T2 | |
| TWAD337*075□BSZ0000 | 93026- 47□ | 330 | 75 | 1 | 3 | 30 | 12 | -45 | 6 | 10 | 2100 | D | T3 | |
| TWAE477*075□BSZ0000 | 93026- 48□ | 470 | 75 | 0.9 | 5 | 50 | 12 | -55 | 6 | 10 | 2750 | E | T4 | |
| 100 VDC at 85°C 65 VDC at 125°C | | | | | | | | | | | | | | |
| TWAA156*100□BSZ0000 | 93026- 49□ | 15 | 100 | 3.5 | 1 | 5 | 125 | -18 | 3 | 10 | 1050 | A | T1 | |
| TWAB686*100□BSZ0000 | 93026- 50□ | 68 | 100 | 2.1 | 2 | 10 | 37 | -30 | 4 | 12 | 1650 | B | T2 | |
| TWAD157*100□BSZ0000 | 93026- 51□ | 150 | 100 | 1.6 | 3 | 25 | 22 | -35 | 6 | 12 | 2100 | D | T3 | |
| TWAE227*100□BSZ0000 | 93026- 52□ | 220 | 100 | 1.2 | 5 | 50 | 15 | -40 | 6 | 12 | 2750 | E | T4 | |
| 125 VDC at 85°C 85 VDC at 125°C | | | | | | | | | | | | | | |
| TWAA106*125□BSZ0000 | 93026- 53□ | 10 | 125 | 5.5 | 1 | 5 | 175 | -15 | 3 | 10 | 1050 | A | T1 | |
| TWAB476*125□BSZ0000 | 93026- 54□ | 47 | 125 | 2.3 | 2 | 10 | 47 | -25 | 5 | 12 | 1650 | B | T2 | |
| TWAD107*125□BSZ0000 | 93026- 55□ | 100 | 125 | 1.8 | 3 | 25 | 35 | -35 | 5 | 12 | 2100 | D | T3 | |
| TWAE157*125□BSZ0000 | 93026- 56□ | 150 | 125 | 1.6 | 5 | 50 | 20 | -35 | 6 | 12 | 2750 | E | T4 | |

All technical data relates to an ambient temperature of +25°C. Capacitance and DF are measured at 120Hz, 0.5RMS with DC bias of 2.2V. DCL is measured at rated voltage after 5 minutes.

NOTE: AVX reserves the rights to supply higher voltage rating in the same case size, to the same reliability standards.

Данный компонент на территории Российской Федерации

Вы можете приобрести в компании MosChip.

Для оперативного оформления запроса Вам необходимо перейти по данной ссылке:

<http://moschip.ru/get-element>

Вы можете разместить у нас заказ для любого Вашего проекта, будь то серийное производство или разработка единичного прибора.

В нашем ассортименте представлены ведущие мировые производители активных и пассивных электронных компонентов.

Нашей специализацией является поставка электронной компонентной базы двойного назначения, продукции таких производителей как XILINX, Intel (ex.ALTERA), Vicor, Microchip, Texas Instruments, Analog Devices, Mini-Circuits, Amphenol, Glenair.

Сотрудничество с глобальными дистрибьюторами электронных компонентов, предоставляет возможность заказывать и получать с международных складов практически любой перечень компонентов в оптимальные для Вас сроки.

На всех этапах разработки и производства наши партнеры могут получить квалифицированную поддержку опытных инженеров.

Система менеджмента качества компании отвечает требованиям в соответствии с ГОСТ Р ИСО 9001, ГОСТ РВ 0015-002 и ЭС РД 009

Офис по работе с юридическими лицами:

105318, г.Москва, ул.Щербаковская д.3, офис 1107, 1118, ДЦ «Щербаковский»

Телефон: +7 495 668-12-70 (многоканальный)

Факс: +7 495 668-12-70 (доб.304)

E-mail: info@moschip.ru

Skype отдела продаж:

moschip.ru

moschip.ru_4

moschip.ru_6

moschip.ru_9