

# 3M™ DIN C Form Plug

Right Angle, Solder Tail Termination

DIN 41612 Series



- Multi-pin count socket compatible with VME, VXI and Multibus II daughter cards
- Early mate late break (EMLB) grounding contacts for hot swapping
- Expanded pin counts
- Optional retention clips
- Mates with C-form and R-form sockets
- See the Regulatory Information Appendix (RIA) in the “RoHS compliance” section of [www.3M.com/Interconnects](http://www.3M.com/Interconnects) for compliance information (RIA E1 & C1 apply)

Date Modified: February 2, 2010

TS-2305-E  
Sheet 1 of 3

## Physical

### Insulation:

Material: Glass Filled Polyester (PBT)  
Flammability: UL 94V-0  
Color: Gray

### Contact:

Material: Copper Alloy

### Plating:

Underplating: 50  $\mu$ ” Min. Nickel  
Wiping Area: See Ordering Information  
Termination: See Ordering Information

## Electrical

Current Rating: 3.0A at 30°C T-rise above ambient  
Contact Resistance:  $\leq 20$  m $\Omega$   
Insulation Resistance:  $\geq 1,000$  M $\Omega$ , 100V<sub>DC</sub>  
Withstanding Voltage: 1,000 V<sub>AC</sub> for 1 minute

## Environmental

**Temperature Rating:** -55°C to 125°C  
**Process Temperature Rating:** Maximum Insulator Temperature 191°C (solder wave process only)

UL File No.: E68080



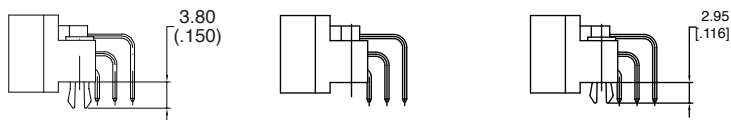
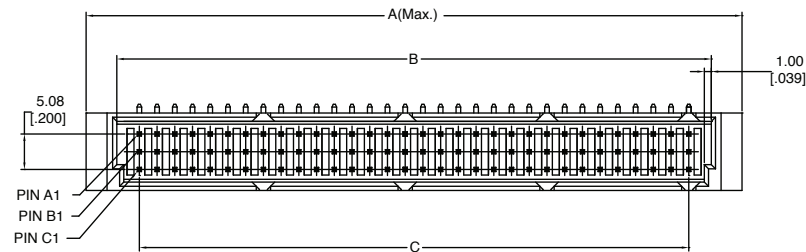
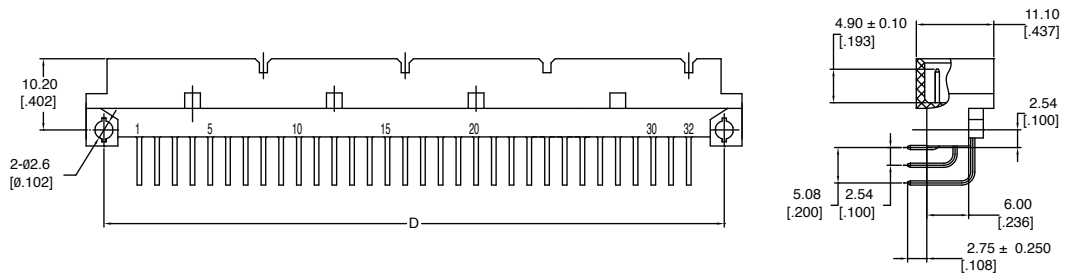
# 3M™ DIN C Form Plug

Right Angle, Solder Tail Termination

DIN 41612 Series

Table 1

Contact Quantity	Part Number	A	B	C	D
16	DIN-016CPA-XXX-XXXX	54.40 [2.142]	44.56 [1.754]	38.10 [1.500]	48.26 [1.900]
32	DIN-032CPB-XXX-XXXX	54.40 [2.142]	44.56 [1.754]	38.10 [1.500]	48.26 [1.900]
48	DIN-048CPC-XXX-XXXX	54.40 [2.142]	44.56 [1.754]	38.10 [1.500]	48.26 [1.900]
32	DIN-032CPD-XXX-XXXX	54.40 [2.142]	44.56 [1.754]	38.10 [1.500]	48.26 [1.900]
16	DIN-016CPE-XXX-XXXX	54.40 [2.142]	44.56 [1.754]	38.10 [1.500]	48.26 [1.900]
32	DIN-032CPA-XXX-XXXX	94.00 [3.701]	85.20 [3.354]	78.74 [3.100]	88.90 [3.500]
64	DIN-064CPB-XXX-XXXX	94.00 [3.701]	85.20 [3.354]	78.74 [3.100]	88.90 [3.500]
96	DIN-096CPC-XXX-XXXX	94.00 [3.701]	85.20 [3.354]	78.74 [3.100]	88.90 [3.500]
64	DIN-064CPD-XXX-XXXX	94.00 [3.701]	85.20 [3.354]	78.74 [3.100]	88.90 [3.500]
32	DIN-032CPE-XXX-XXXX	94.00 [3.701]	85.20 [3.354]	78.74 [3.100]	88.90 [3.500]



RR1  
WITH "A" RETENTION CLIP  
for .062 and .093 PCB thickness

SR1  
WITHOUT RETENTION CLIP

RR1L  
WITH "B" RETENTION CLIPS  
for .062 PCB thickness

mm  
[inch]

Tolerance Unless Noted			
	X.	.X	.XX
mm	± 0.50	± 0.25	± 0.15

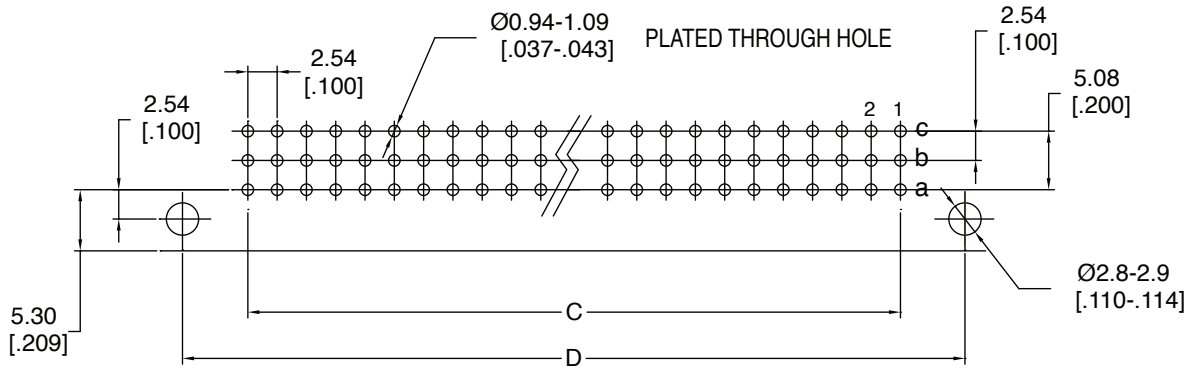
[ ] Dimension for Reference Only

TS-2305-E  
Sheet 2 of 3

# 3M™ DIN C Form Plug

Right Angle, Solder Tail Termination

DIN 41612 Series



## RECOMMENDED PCB LAYOUT

### Ordering Information

**DIN - XXXCP X - XXX - XX**

Contact Quantity  
SEE TABLE

- A = A Row only (see note)
- B = Rows A & C Filled
- C = Rows A, B & C Filled
- D = Rows A & B Filled
- E = B Row only (see note)

Plating Options:

- SH = 1 - 3  $\mu$ " Gold on Contact  
120 - 200  $\mu$ " Matte Tin on Terminal
- FJ = 10 - 20  $\mu$ " Gold on Contact  
120 - 200  $\mu$ " Matte Tin on Terminal
- KR = 30 - 40  $\mu$ " Gold on Contact  
120 - 200  $\mu$ " Matte Tin on Terminal
- HM = 3  $\mu$ " Gold on Contact, 7  $\mu$ " Min. PdNi  
120 - 200  $\mu$ " Matte Tin on Terminal

Termination Options:

- Solder Tail Termination
- SR1 = 2.75 [.108]
- RR1L = 2.75 [.108] with 'B' retention clips
- RR1 = 2.75 (.108) with "A" retention clips

Note: A and E options are currently not covered in UL File No. E68080

• This diagram serves only for Part Number descriptive definitions.

PLEASE CONTACT YOUR LOCAL SALES REPRESENTATIVE FOR CUSTOMER SPECIFIC PRODUCT CONFIGURATIONS.

TS-2305-E  
Sheet 3 of 3

**Important Notice**

All statements, technical information, and recommendations related to 3M's products are based on information believed to be reliable, but the accuracy or completeness is not guaranteed. Before using this product, you must evaluate it and determine if it is suitable for your intended application. You assume all risks and liability associated with such use. Any statements related to the product which are not contained in 3M's current publications, or any contrary statements contained on your purchase order shall have no force or effect unless expressly agreed upon, in writing, by an authorized officer of 3M.

**Warranty; Limited Remedy; Limited Liability.**

This product will be free from defects in material and manufacture for a period of one (1) year from the time of purchase. **3M MAKES NO OTHER WARRANTIES INCLUDING, BUT NOT LIMITED TO, ANY IMPLIED WARRANTY OF MERCHANTABILITY OR FITNESS FOR A PARTICULAR PURPOSE.** If this product is defective within the warranty period stated above, your exclusive remedy shall be, at 3M's option, to replace or repair the 3M product or refund the purchase price of the 3M product. **Except where prohibited by law, 3M will not be liable for any indirect, special, incidental or consequential loss or damage arising from this 3M product, regardless of the legal theory asserted.**

**3M Electronics Solutions Division**

6801 River Place Blvd.  
Austin, TX 78726-9000  
U.S.A.  
1-800-225-5373  
[www.3Mconnector.com](http://www.3Mconnector.com)

Please recycle. Printed in USA.  
© 3M 2010. All rights reserved.  
RIA-2217B-E

3M is a trademark of 3M Company.

## Данный компонент на территории Российской Федерации

### Вы можете приобрести в компании MosChip.

Для оперативного оформления запроса Вам необходимо перейти по данной ссылке:

<http://moschip.ru/get-element>

Вы можете разместить у нас заказ для любого Вашего проекта, будь то серийное производство или разработка единичного прибора.

В нашем ассортименте представлены ведущие мировые производители активных и пассивных электронных компонентов.

Нашей специализацией является поставка электронной компонентной базы двойного назначения, продукции таких производителей как XILINX, Intel (ex.ALTERA), Vicor, Microchip, Texas Instruments, Analog Devices, Mini-Circuits, Amphenol, Glenair.

Сотрудничество с глобальными дистрибьюторами электронных компонентов, предоставляет возможность заказывать и получать с международных складов практически любой перечень компонентов в оптимальные для Вас сроки.

На всех этапах разработки и производства наши партнеры могут получить квалифицированную поддержку опытных инженеров.

Система менеджмента качества компании отвечает требованиям в соответствии с ГОСТ Р ИСО 9001, ГОСТ РВ 0015-002 и ЭС РД 009

### Офис по работе с юридическими лицами:

105318, г.Москва, ул.Щербаковская д.3, офис 1107, 1118, ДЦ «Щербаковский»

Телефон: +7 495 668-12-70 (многоканальный)

Факс: +7 495 668-12-70 (доб.304)

E-mail: [info@moschip.ru](mailto:info@moschip.ru)

Skype отдела продаж:

moschip.ru

moschip.ru\_4

moschip.ru\_6

moschip.ru\_9