THIS DRAWING IS UNPUBLISHED. RELEASED FOR PUBLICATION 20
© COPYRIGHT 20 BY - ALL RIGHTS RESERVED.

REVISIONS

P	LTR	DESCRIPTION	DATE	DWN	APVD
	5	REVISED NOTE 9, ADDED TAPE WIDTH OF 88	15FEB2019	MS	JW
	6	REVISED NOTE 9 AND FIGURE 1	13MAR2019	MS	JW

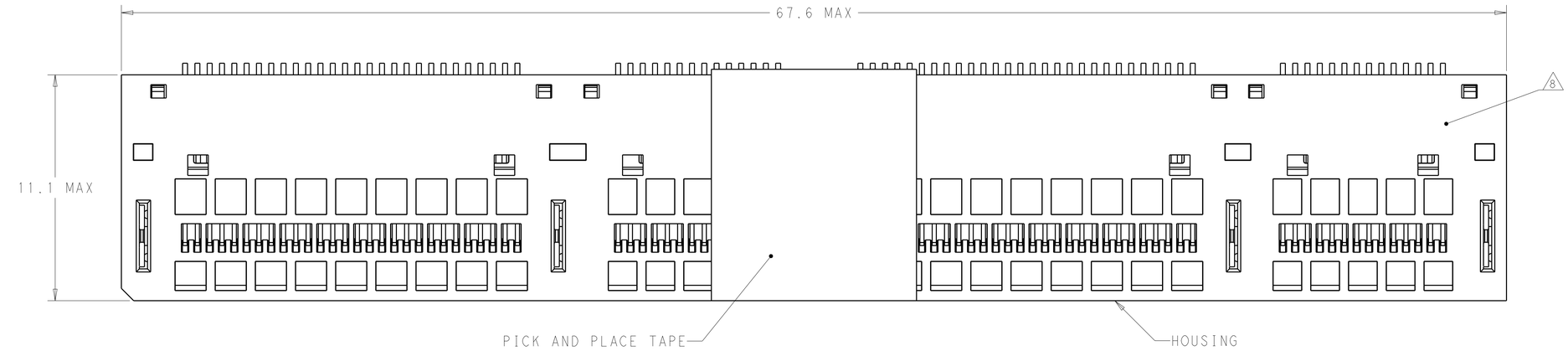

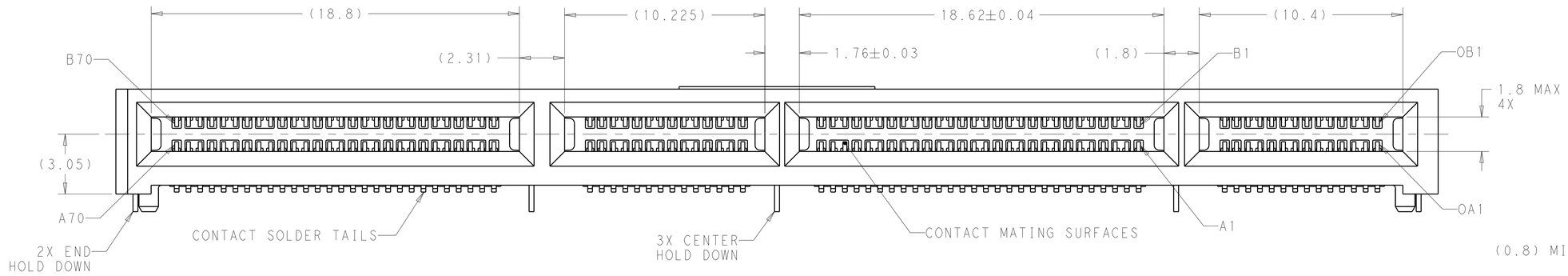

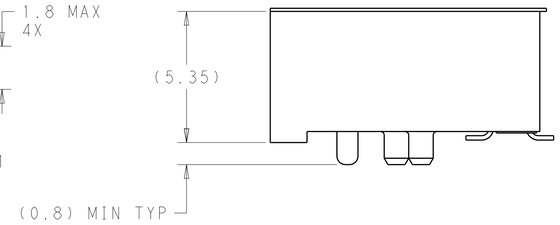

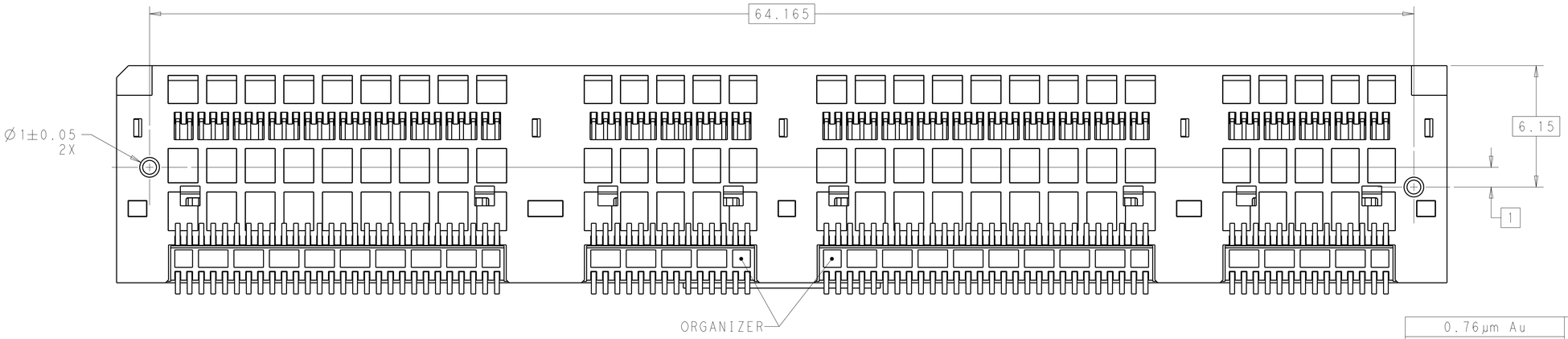

THIS PRINT IS
PRELIMINARY
UNQUALIFIED PRODUCT
CONTACT PRODUCT ENGINEERING
BEFORE USING THIS PRINT

PLATING	PICK AND PLACE TAPE	HOLD DOWNS	MATING CYCLES	PART NUMBER
0.76µm Au	NO	ALL	200	2336568-9
0.38µm Au			100	2336568-8
FLASH Au/Pd Ni			50	2336568-7
0.76µm Au	YES	ENDS	200	2336568-6
0.38µm Au			100	2336568-5
FLASH Au/Pd Ni			50	2336568-4
0.76µm Au	YES	ALL	200	2336568-3
0.38µm Au			100	2336568-2
FLASH Au/Pd Ni			50	2336568-1

1. HOUSING, ORGANIZER, CONTACT OVERMOLDS - LCP, BLACK, UL94V-O RATED. CONTACTS AND HOLD DOWNS - COPPER ALLOY. PICK AND PLACE TAPE - POLYIMIDE FILM.
2. CONTACTS - GOLD PLATE ON MATING SURFACES, TIN PLATE ON SOLDER TAILS. HOLD DOWNS - TIN PLATE.
3. DATUMS AND BASIC DIMENSIONS ESTABLISHED BY CUSTOMER.
4. DESIGNED FOR A 1.5 MIN THICK HOST PC BOARD.
5. SEE MSA SPECIFICATION FOR ADDITIONAL PADDLE CARD LAYOUTS COMPATABLE WITH THIS RECEPTACLE AND FOR OPTIONAL SPLIT CONTACT PAD LAYOUTS FOR THE PADDLE CARD. SPECIFICATION PINOUT MAY ALSO DESIGNATE PAD SEQUENCE DIFFERENT FROM ILLUSTRATION.
6. POSITIONS DESIGNATED AS "SIGNAL" ARE REQUIRED LOCATIONS FOR HIGH SPEED DIFFERENTIAL PAIR SIGNALING. THESE LOCATIONS MAY ALSO BE USED FOR SUPPORTING SIDEBAND SIGNALS OR OTHER UTILITY PURPOSES. POSITIONS DESIGNATED AS "GROUND" ARE REQUIRED WHEN SUPPORTING HIGH SPEED DIFFERENTIAL SIGNALS. THESE LOCATIONS MAY ALSO BE USED FOR SIDEBAND SIGNALS OR OTHER UTILITY PURPOSES.
7. COMPONENT AND TRACE KEEP OUT AREA. EACH EDGE 0.15 MIN FROM EDGE OF HOLE.
8. DATE CODE MARKED IN APPROXIMATE AREA SHOWN.
9. SOFT TRAY PACKAGED FOR PICK AND PLACE SURFACE MOUNT PROCESSING, SEE FIGURE 1.

THIS DRAWING IS A CONTROLLED DOCUMENT.

DIMENSIONS: mm

TOLERANCES UNLESS OTHERWISE SPECIFIED:
0 PLC ±-
1 PLC ±-
2 PLC ±-
3 PLC ±-
4 PLC ±-
ANGLES ±-
FINISH 2

MATERIAL 1

DWN C. VALENTINE 10MAY2018
CHK D. HARMON 10MAY2018
APVD D. HARMON 10MAY2018

PRODUCT SPEC 108-130021
APPLICATION SPEC 114-130008
WEIGHT -

TE Connectivity

NAME RECEPTACLE ASSEMBLY, RIGHT ANGLE, 168 POSITON, SILVER 2.0
-

SIZE A1 | CAGE CODE - | DRAWING NO. C-2336568 | RESTRICTED TO -

CUSTOMER DRAWING | SCALE 8:1 | SHEET 1 OF 4 | REV 6

PRELIMINARY

THIS DRAWING IS UNPUBLISHED. RELEASED FOR PUBLICATION 20
© COPYRIGHT 20 BY - ALL RIGHTS RESERVED.

REVISIONS

P	LTR	DESCRIPTION	DATE	DWN	APVD
	-	SEE SHEET 1	-	-	-

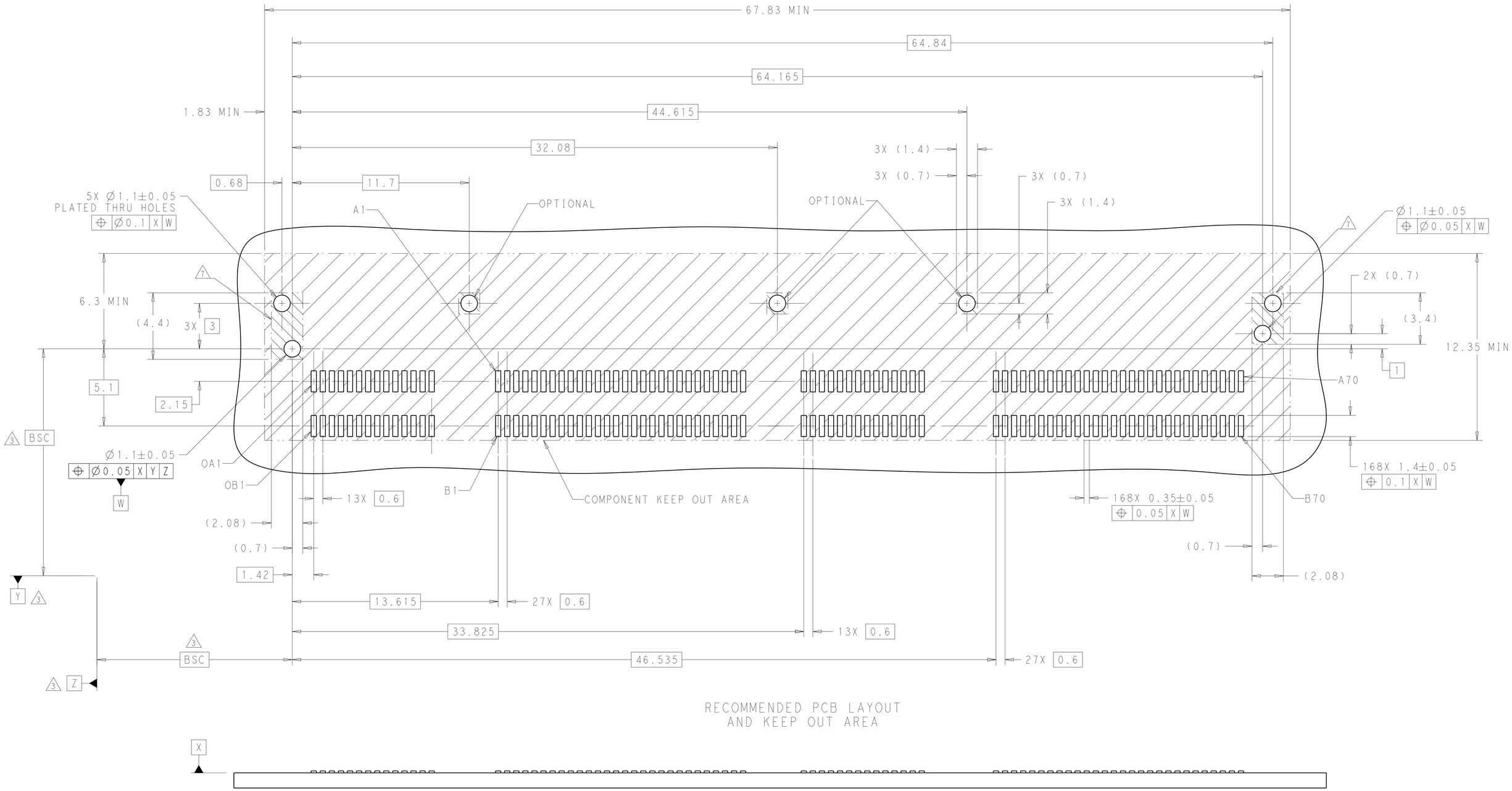

RECOMMENDED PCB LAYOUT
AND KEEP OUT AREA

THIS PRINT IS
PRELIMINARY
UNQUALIFIED PRODUCT
CONTACT PRODUCT ENGINEERING
BEFORE USING THIS PRINT

THIS DRAWING IS A CONTROLLED DOCUMENT.

DIMENSIONS: mm

TOLERANCES UNLESS OTHERWISE SPECIFIED:
0 PLC ±-
1 PLC ±-
2 PLC ±-
3 PLC ±-
4 PLC ±-
ANGLES ±-

MATERIAL
FINISH

DWN 10MAY2018 C. VALENTINE
CHK 10MAY2018 D. HARMON
APVD 10MAY2018 D. HARMON
PRODUCT SPEC 108-130021
APPLICATION SPEC 114-130008
WEIGHT -

TE Connectivity

NAME RECEPTACLE ASSEMBLY, RIGHT ANGLE, 168 POSITON, SILVER 2.0
-

SIZE	CAGE CODE	DRAWING NO	RESTRICTED TO
A1	-	C-2336568	-

CUSTOMER DRAWING | SCALE 10:1 | SHEET 2 OF 4 | REV 6

4805 (3/13)

THIS DRAWING IS UNPUBLISHED. RELEASED FOR PUBLICATION 20
© COPYRIGHT 20 BY - ALL RIGHTS RESERVED.

REVISIONS

P	LTR	DESCRIPTION	DATE	DWN	APVD
	-	SEE SHEET 1	-	-	-

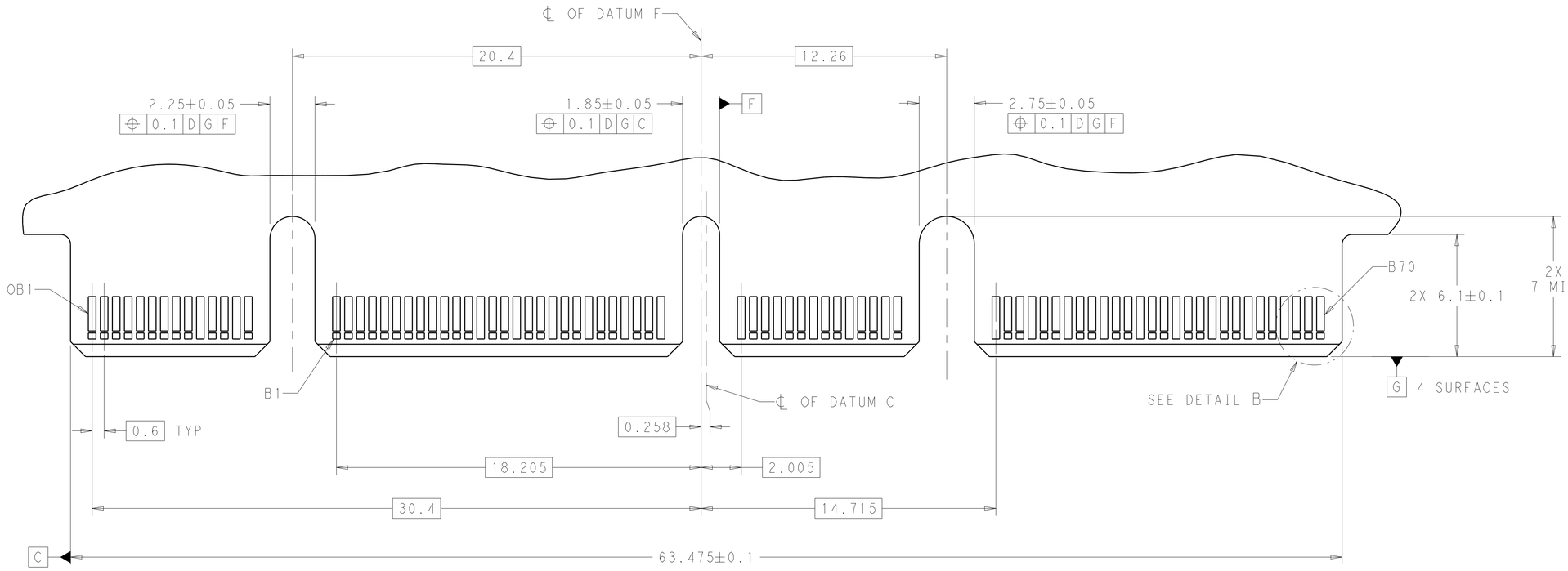

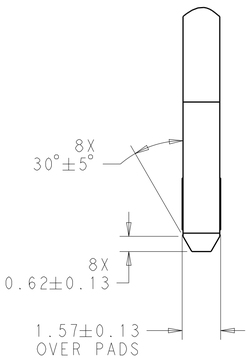

RECOMMENDED PCB OUTLINE DIMENSIONS
TOLERANCE VALUES ARE CRITICAL. PLEASE BE SURE TO DESIGNATE
TOLERANCE TO PCB SUPPLIER TO ENSURE OPTIMIZED FUNCTIONALITY.

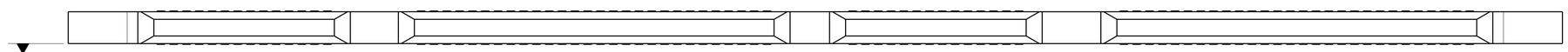

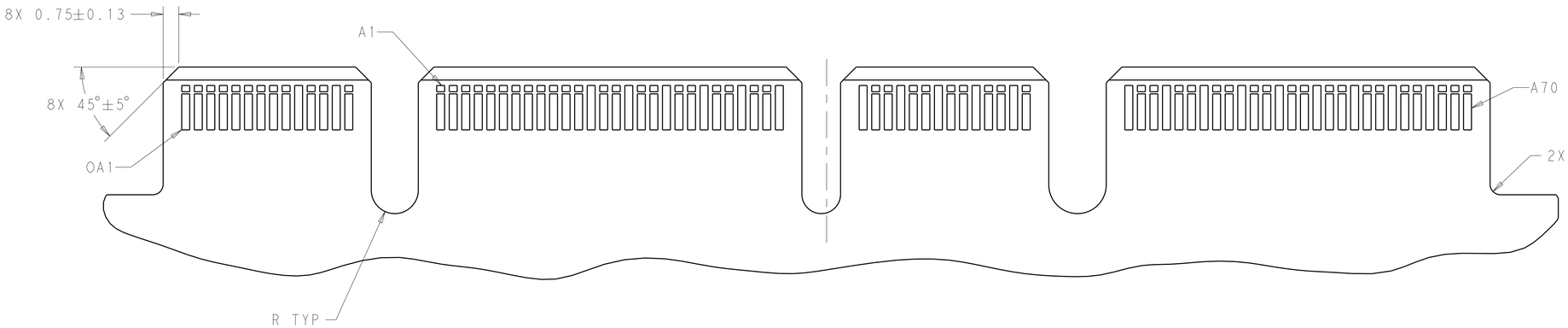

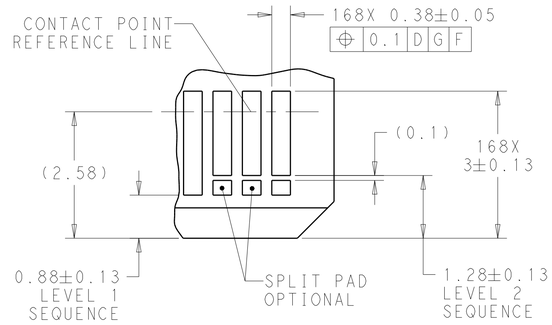

DETAIL B
SCALE 16:1

THIS PRINT IS
PRELIMINARY
UNQUALIFIED PRODUCT
CONTACT PRODUCT ENGINEERING
BEFORE USING THIS PRINT

THIS DRAWING IS A CONTROLLED DOCUMENT.

DIMENSIONS: mm

TOLERANCES UNLESS OTHERWISE SPECIFIED:
0 PLC ±-
1 PLC ±-
2 PLC ±-
3 PLC ±-
4 PLC ±-
ANGLES ±-

MATERIAL
FINISH

DWN 10MAY2018 C. VALENTINE
CHK 10MAY2018 D. HARMON
APVD 10MAY2018 D. HARMON
PRODUCT SPEC 108-130021
APPLICATION SPEC 114-130008
WEIGHT -

TE Connectivity

NAME RECEPTACLE ASSEMBLY, RIGHT ANGLE, 168 POSITON, SILVER 2.0
-

SIZE	CAGE CODE	DRAWING NO	RESTRICTED TO
A1	-	C-2336568	-

CUSTOMER DRAWING | SCALE 10:1 | SHEET 3 OF 4 | REV 6

4805 (3/13)

THIS DRAWING IS UNPUBLISHED. RELEASED FOR PUBLICATION 20
© COPYRIGHT 20 BY - ALL RIGHTS RESERVED.

REVISIONS

P	LTR	DESCRIPTION	DATE	DWN	APVD
	-	SEE SHEET 1	-	-	-

CONTACT NUMBER	SIDE A	SIDE B
1	GROUND	GROUND
2	SIGNAL	SIGNAL
3	SIGNAL	SIGNAL
4	GROUND	GROUND
5	SIGNAL	SIGNAL
6	SIGNAL	SIGNAL
7	GROUND	GROUND
8	SIGNAL	SIGNAL
9	SIGNAL	SIGNAL
10	GROUND	GROUND
11	SIGNAL	SIGNAL
12	SIGNAL	SIGNAL
13	GROUND	GROUND
14	SIGNAL	SIGNAL
15	SIGNAL	SIGNAL
16	GROUND	GROUND
17	SIGNAL	SIGNAL
18	SIGNAL	SIGNAL
19	GROUND	GROUND
20	SIGNAL	SIGNAL
21	SIGNAL	SIGNAL
22	GROUND	GROUND
23	SIGNAL	SIGNAL
24	SIGNAL	SIGNAL
25	GROUND	GROUND
26	SIGNAL	SIGNAL
27	SIGNAL	SIGNAL
28	GROUND	GROUND
29	GROUND	GROUND
30	SIGNAL	SIGNAL
31	SIGNAL	SIGNAL
32	GROUND	GROUND
33	SIGNAL	SIGNAL
34	SIGNAL	SIGNAL
35	GROUND	GROUND

CONTACT NUMBER	SIDE A	SIDE B
36	SIGNAL	SIGNAL
37	SIGNAL	SIGNAL
38	GROUND	GROUND
39	SIGNAL	SIGNAL
40	SIGNAL	SIGNAL
41	GROUND	GROUND
42	GROUND	GROUND
43	GROUND	GROUND
44	SIGNAL	SIGNAL
45	SIGNAL	SIGNAL
46	GROUND	GROUND
47	SIGNAL	SIGNAL
48	SIGNAL	SIGNAL
49	GROUND	GROUND
50	SIGNAL	SIGNAL
51	SIGNAL	SIGNAL
52	GROUND	GROUND
53	SIGNAL	SIGNAL
54	SIGNAL	SIGNAL
55	GROUND	GROUND
56	SIGNAL	SIGNAL
57	SIGNAL	SIGNAL
58	GROUND	GROUND
59	SIGNAL	SIGNAL
60	SIGNAL	SIGNAL
61	GROUND	GROUND
62	SIGNAL	SIGNAL
63	SIGNAL	SIGNAL
64	GROUND	GROUND
65	SIGNAL	SIGNAL
66	SIGNAL	SIGNAL
67	GROUND	GROUND
68	SIGNAL	SIGNAL
69	SIGNAL	SIGNAL
70	GROUND	GROUND

CONTACT NUMBER	SIDE OA	SIDE OB
1	GROUND	GROUND
2	SIGNAL	SIGNAL
3	SIGNAL	SIGNAL
4	GROUND	GROUND
5	SIGNAL	SIGNAL
6	SIGNAL	SIGNAL
7	GROUND	GROUND
8	SIGNAL	SIGNAL
9	SIGNAL	SIGNAL
10	GROUND	GROUND
11	SIGNAL	SIGNAL
12	SIGNAL	SIGNAL
13	GROUND	GROUND
14	GROUND	GROUND

CONNECTOR CONTACT IDENTIFICATION 5 6

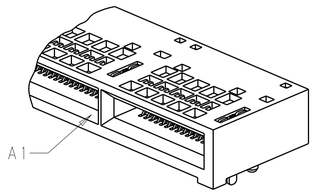

DETAIL A
SCALE 4:1

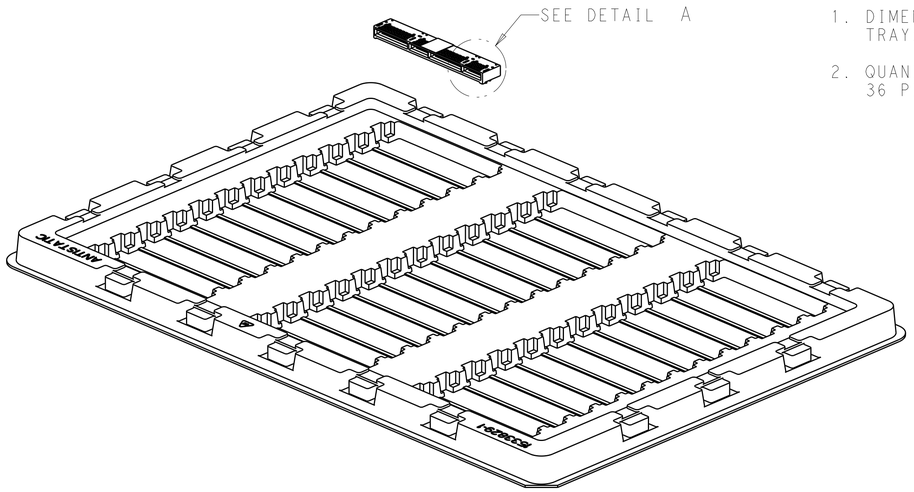

1. DIMENSIONS:
   TRAY: L= (335), W= (230), H= (14)
2. QUANITY:
   36 PIECES PER TRAY.

FIGURE 1
SOFT TRAY PACKAGING
SHOWN AS 2336568-1 THRU 2336568-6
SCALE 3:4

THIS PRINT IS
PRELIMINARY
UNQUALIFIED PRODUCT
CONTACT PRODUCT ENGINEERING
BEFORE USING THIS PRINT

THIS DRAWING IS A CONTROLLED DOCUMENT.

DIMENSIONS: mm

TOLERANCES UNLESS OTHERWISE SPECIFIED:
0 PLC ±-
1 PLC ±-
2 PLC ±-
3 PLC ±-
4 PLC ±-
ANGLES ±-

MATERIAL
FINISH

DWN 10MAY2018 C. VALENTINE
CHK 10MAY2018 D. HARMON
APVD 10MAY2018 D. HARMON
PRODUCT SPEC 108-130021
APPLICATION SPEC 114-130008
WEIGHT -

TE Connectivity

NAME RECEPTACLE ASSEMBLY, RIGHT ANGLE, 168 POSITON, SILVER 2.0
-

SIZE	CAGE CODE	DRAWING NO	RESTRICTED TO
A1	-	C-2336568	-

CUSTOMER DRAWING | SCALE 8:1 | SHEET 4 OF 4 | REV 6

4805 (3/13)

Общество с ограниченной ответственностью «МосЧип» ИНН 7719860671 / КПП 771901001
Адрес: 105318, г.Москва, ул.Щербаковская д.3, офис 1107

Данный компонент на территории Российской Федерации

Вы можете приобрести в компании MosChip.

Для оперативного оформления запроса Вам необходимо перейти по данной ссылке:

http://moschip.ru/get-element

Вы можете разместить у нас заказ для любого Вашего проекта, будь то серийное производство или разработка единичного прибора.

В нашем ассортименте представлены ведущие мировые производители активных и пассивных электронных компонентов.

Нашей специализацией является поставка электронной компонентной базы двойного назначения, продукции таких производителей как XILINX, Intel (ex.ALTERA), Vicor, Microchip, Texas Instruments, Analog Devices, Mini-Circuits, Amphenol, Glenair.

Сотрудничество с глобальными дистрибьюторами электронных компонентов, предоставляет возможность заказывать и получать с международных складов практически любой перечень компонентов в оптимальные для Вас сроки.

На всех этапах разработки и производства наши партнеры могут получить квалифицированную поддержку опытных инженеров.

Система менеджмента качества компании отвечает требованиям в соответствии с ГОСТ Р ИСО 9001, ГОСТ РВ 0015-002 и ЭС РД 009

Офис по работе с юридическими лицами:

105318, г.Москва, ул.Щербаковская д.3, офис 1107, 1118, ДЦ «Щербаковский»

Телефон: +7 495 668-12-70 (многоканальный)

Факс: +7 495 668-12-70 (доб.304)

E-mail: info@moschip.ru

Skype отдела продаж:
moschip.ru
moschip.ru_4
moschip.ru_6
moschip.ru_9