


**JWD/JWS Series Reed Relays**

- JWD has dual in-line package (DIP) configuration (14-pin DIP)
- JWS has single in-line package (SIP) configuration
- Low cost, dry reed reliability with various contact arrangements
- Wave solderable and immersion cleanable molded epoxy package
- Optional coil suppression diode

Typical applications

Telecommunications, measurement and control, automated test equipment, security systems, medical equipment.



**Approvals**

UL E29244, CSA LR81479  
Technical data of approved types on request

**Contact Data**

|  |                                |
|--|--------------------------------|
| Contact arrangement                                | 1 form A (NO) contact          |
| JWD and JWS  | 1 form B (NC), 1 form C (CO),  |
| JWD only   | 2 form A (NO)                  |
| Rated voltage                                      | 20VDC, 500mA                   |
| 1 form A, 1 form B and 2 form A                    | 10 VDC, 500mA and 10VDC, 10mA  |
| 1 form C (CO)                                      |                                |
| Max. switching voltage                             | 100VDC                         |
| 1 form A, 1 form B and 2 form A                    | 28VDC                          |
| 1 form C (CO)                                      |                                |
| Rated current                                      | 500mA, 20VDC                   |
| 1 form A, 1 form B and 2 form A                    | 500mA, 10VDC                   |
| 1 form C (CO)                                      |                                |
| Limiting making current                            | 500mA                          |
| Limiting breaking current                          | 500mA                          |
| Switching power                                    | 10W                            |
| form A (NO) and form B (NC)                        | 3W                             |
| form C (CO)  |                                |
| Contact material                                   | Ruthenium                      |
| Min. recommended contact load                      | 10mV, 10mA                     |
| Minimum switching voltage                          | 10mV                           |
| Initial contact resistance                         | 200mΩ max. at 10mA, 6VDC       |
| Frequency of operation                             | 100Hz                          |
| Operate/release time max., incl. bounce            | 1.5/0.5ms                      |
| form A (NO) and form B (NC)                        | 1.5/3.0ms                      |
| form C (CO)  |                                |
| Electrical endurance                               | 1x10 <sup>6</sup> ops.         |
| form A (NO) and form B (NC), resistive load, +25°C | 20x10 <sup>6</sup> ops.        |
| 20VDC, 500mA                                       | 100x10 <sup>6</sup> ops.       |
| 20VDC, 250mA                                       |                                |
| 5VDC, 1mA  |                                |
| form C (CO) contact, resistive load, +25°C         | 1x10 <sup>6</sup> ops.         |
| 10VDC, 500mA                                       | 20x10 <sup>6</sup> ops.        |
| 10VDC, 250mA                                       |                                |
| 5VDC, 1mA  |                                |
| Contact ratings                                    | 500mA, 20VDC                   |
| 1 form A, 1 form B and 2 form A                    | 500mA, 10VDC                   |
| 1 form C (CO)                                      |                                |
| Mechanical endurance                               | 100x10 <sup>6</sup> operations |

**Coil Data**

|                                     |                       |
|-------------------------------------|-----------------------|
| Coil voltage range                  | 5 to 24VDC            |
| Min./Max. energization duration     | continuous            |
| Max. coil temperature               | 105° C                |
| Thermal resistance                  | approximately 100°C/W |
| Coil insulation system according UL | class A               |

**Insulation Data**

|                                   |                              |
|-----------------------------------|------------------------------|
| Initial dielectric strength       | 250VDC,                      |
| between open contacts             | 175VDC                       |
| form A (NO) and form B (NC)       | 500VDC                       |
| form C (CO)                       |                              |
| between contact and coil          |                              |
| between adjacent contacts         |                              |
| 2 form A (NO) of JWD only         |                              |
| Initial insulation resistance     | 10 <sup>10</sup> Ω at 100VDC |
| between insulated elements        |                              |
| Capacitance between open contacts | typ. 0.5pF                   |

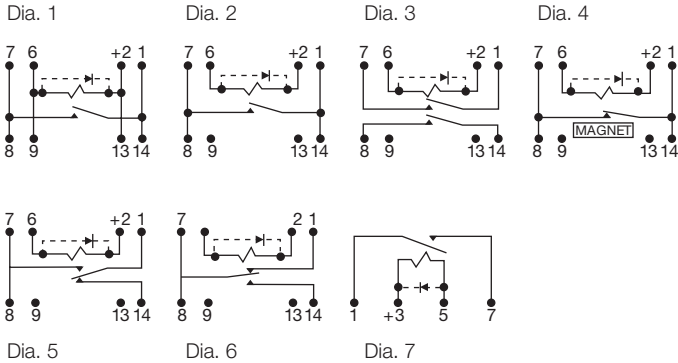
**Other Data**

|  |  |
|--|--|
| Material compliance: EU RoHS/ELV, China RoHS, REACH, Halogen content | refer to the Product Compliance Support Center at <a href="http://www.te.com/customer-support/rohssupportcenter">www.te.com/customer-support/rohssupportcenter</a> |
| Ambient temperature  | -35°C to +85°C   |
| Category of environmental protection                                 | RTIII -wash tight  |
| IEC 61810  |  |
| Vibration resistance (functional)                                    | 20g, 10 to 2000 Hz   |
| Shock resistance (functional), 3 planes, half sine pulse, 8ms        |  |
| form A (NO)  | 100g   |
| form B (NC) and form C (CO)  | 50g  |
| Terminal type  | PCB-THT  |
| Mounting position  | any  |
| Weight   | approximately 2.3g ( 0.08 oz.)   |
| Resistance to soldering heat THT                                     | max. 260°C/10s   |
| IEC 60068-2-20, wave solder  |  |
| Ultrasonic cleaning  | no   |
| Conformal coating  | yes  |
| Packaging/unit   | tray/50 pcs.,<br>bundle/250 pcs.,<br>box/500 pcs.  |

**JWD/JWS Series Reed Relays (Continued)**

**Terminal assignment**

TOP view on component side of PCB

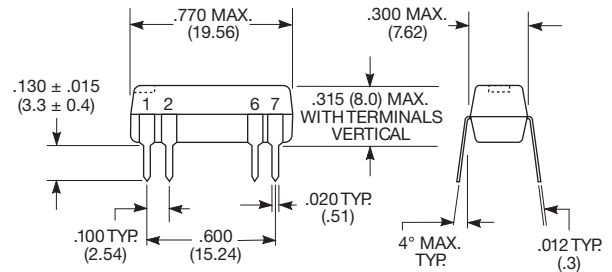


Note: Terminal numbers are for reference only and do not appear on relays.

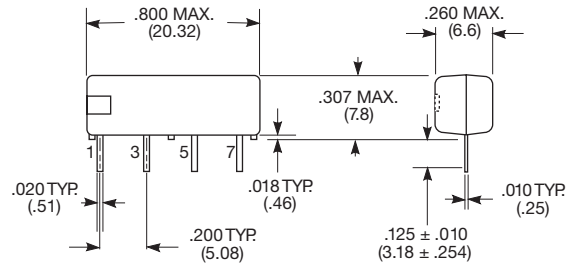
Note: Magnetic shielding may be required between relays when they are placed in very close proximity to one another.

**Dimensions**

JWD Series



JWS Series



| Product code | Contacts      | Max. rating | Diode | Coil voltage | Coil resistance <sup>1)</sup> | Operate voltage | Coil power | Wiring diagram | Part number |
|--------------|---------------|-------------|-------|--------------|-------------------------------|-----------------|------------|----------------|-------------|
| JWD-107-1    | 1 form A,     | 10W         | No    | 5/6VDC       | 500ohm                        | 3.8VDC          | 50/72mW    | 1              | 1393771-3   |
| JWD-107-5    | 1 NO contact  |             | Yes   | 5/6VDC       | 500ohm                        | 3.8VDC          | 50/72mW    | 1              | 1393771-5   |
| JWD-107-3    |               |             | No    | 12VDC        | 1200ohm                       | 9.6VDC          | 120mW      | 1              | 1393771-4   |
| JWD-107-7    |               |             | Yes   | 12VDC        | 1200ohm                       | 9.6VDC          | 120mW      | 1              | 1393771-6   |
| JWD-171-5    |               |             | No    | 24VDC        | 2150ohm                       | 19.2VDC         | 268mW      | 2              | 2-1393771-0 |
| JWD-171-10   |               |             | Yes   | 24VDC        | 2150ohm                       | 19.2VDC         | 268mW      | 2              | 1393771-7   |
| JWD-171-21   | 2 form A,     |             | No    | 5/6VDC       | 200ohm                        | 3.8VDC          | 125/180mW  | 3              | 1-1393771-4 |
| JWD-171-25   | 2 NO contacts |             | Yes   | 5/6VDC       | 200ohm                        | 3.8VDC          | 125/180mW  | 3              | 1-1393771-7 |
| JWD-171-23   |               |             | No    | 12VDC        | 500ohm                        | 9.6VDC          | 288mW      | 3              | 1-1393771-5 |
| JWD-171-27   |               |             | Yes   | 12VDC        | 500ohm                        | 9.6VDC          | 288mW      | 3              | 1-1393771-8 |
| JWD-171-24   |               |             | No    | 24VDC        | 2200ohm                       | 19.2VDC         | 262mW      | 3              | 1-1393771-6 |
| JWD-171-28   |               |             | Yes   | 24VDC        | 2200ohm                       | 19.2VDC         | 262mW      | 3              | 1-1393771-9 |
| JWD-171-12   | 1 form B,     |             | No    | 5/6VDC       | 500ohm                        | 3.8VDC          | 50/72mW    | 4              | 1393771-8   |
| JWD-171-17   | 1 NCO contact |             | Yes   | 5/6VDC       | 500ohm                        | 3.8VDC          | 50/72mW    | 4              | 1-1393771-1 |
| JWD-171-14   |               |             | No    | 12VDC        | 1200ohm                       | 9.6VDC          | 120mW      | 4              | 1393771-9   |
| JWD-171-19   |               |             | Yes   | 12VDC        | 1200ohm                       | 9.6VDC          | 120mW      | 4              | 1-1393771-2 |
| JWD-171-15   |               |             | No    | 24VDC        | 2200ohm                       | 19.2VDC         | 262mW      | 4              | 1-1393771-0 |
| JWD-171-20   |               |             | Yes   | 24VDC        | 2200ohm                       | 19.2VDC         | 262mW      | 4              | 1-1393771-3 |
| JWD-172-1    | 1 form C,     | 3W          | No    | 5/6VDC       | 200ohm                        | 3.8VDC          | 125/180mW  | 5              | 2-1393771-1 |
| JWD-172-5    | 1 CO contact  |             | Yes   | 5/6VDC       | 200ohm                        | 3.8VDC          | 125/180mW  | 5              | 2-1393771-9 |
| JWD-172-3    |               |             | No    | 12VDC        | 500ohm                        | 9.6VDC          | 288mW      | 5              | 2-1393771-7 |
| JWD-172-7    |               |             | Yes   | 12VDC        | 500ohm                        | 9.6VDC          | 288mW      | 5              | 3-1393771-0 |
| JWD-172-4    |               |             | No    | 24VDC        | 2200ohm                       | 19.2VDC         | 262mW      | 5              | 2-1393771-8 |
| JWD-172-8    |               |             | Yes   | 24VDC        | 2200ohm                       | 19.2VDC         | 262mW      | 5              | 3-1393771-1 |
| JWD-172-155  |               |             | No    | 5/6VDC       | 200ohm                        | 3.8VDC          | 125/180mW  | 6              | 2-1393771-2 |
| JWD-172-159  |               |             | Yes   | 5/6VDC       | 200ohm                        | 3.8VDC          | 125/180mW  | 6              | 2-1393771-4 |
| JWD-172-161  |               |             | Yes   | 12VDC        | 1000ohm                       | 9.6VDC          | 144mW      | 6              | 2-1393771-5 |
| JWD-172-158  |               |             | No    | 24VDC        | 2150ohm                       | 19.2VDC         | 268mW      | 6              | 2-1393771-3 |
| JWD-172-162  |               |             | Yes   | 24VDC        | 2150ohm                       | 19.2VDC         | 268mW      | 6              | 2-1393771-6 |
| JWS-117-1    | 1 form A,     | 10W         | No    | 5VDC         | 500ohm                        | 3.8VDC          | 50mW       | 7              | 3-1393771-2 |
| JWS-117-6    | 1 NO contact  |             | Yes   | 5VDC         | 500ohm                        | 3.8VDC          | 50mW       | 7              | 3-1393771-8 |
| JWS-117-3    |               |             | No    | 12VDC        | 530ohm                        | 9.6VDC          | 272mW      | 7              | 3-1393771-4 |
| JWS-117-8    |               |             | Yes   | 12VDC        | 530ohm                        | 9.6VDC          | 272mW      | 7              | 3-1393771-6 |
| JWS-117-18   |               |             | Yes   | 12VDC        | 1850ohm                       | 9.6VDC          | 78mW       | 7              | 3-1393771-3 |
| JWS-117-5    |               |             | No    | 24VDC        | 2150ohm                       | 19.2VDC         | 268mW      | 7              | 3-1393771-5 |

1) Coil resistance ±10%.

## Данный компонент на территории Российской Федерации

### Вы можете приобрести в компании MosChip.

Для оперативного оформления запроса Вам необходимо перейти по данной ссылке:

<http://moschip.ru/get-element>

Вы можете разместить у нас заказ для любого Вашего проекта, будь то серийное производство или разработка единичного прибора.

В нашем ассортименте представлены ведущие мировые производители активных и пассивных электронных компонентов.

Нашей специализацией является поставка электронной компонентной базы двойного назначения, продукции таких производителей как XILINX, Intel (ex.ALTERA), Vicor, Microchip, Texas Instruments, Analog Devices, Mini-Circuits, Amphenol, Glenair.

Сотрудничество с глобальными дистрибьюторами электронных компонентов, предоставляет возможность заказывать и получать с международных складов практически любой перечень компонентов в оптимальные для Вас сроки.

На всех этапах разработки и производства наши партнеры могут получить квалифицированную поддержку опытных инженеров.

Система менеджмента качества компании отвечает требованиям в соответствии с ГОСТ Р ИСО 9001, ГОСТ РВ 0015-002 и ЭС РД 009

### Офис по работе с юридическими лицами:

105318, г.Москва, ул.Щербаковская д.3, офис 1107, 1118, ДЦ «Щербаковский»

Телефон: +7 495 668-12-70 (многоканальный)

Факс: +7 495 668-12-70 (доб.304)

E-mail: [info@moschip.ru](mailto:info@moschip.ru)

Skype отдела продаж:

moschip.ru

moschip.ru\_4

moschip.ru\_6

moschip.ru\_9