

ERDM SERIES



Wiring Diagram



V = Voltage

A knob, or terminals 9 & 10 are only included on adjustable units. Relay contacts are isolated.

R_T is used when external adjustment is ordered.

Description

The ERDM Series is a combination of digital electronics and a reliable electromechanical relay. These devices offer a DPDT relay output for relay logic circuits, and isolation of input to output voltages. Cost effective for OEM applications, such as random starting, sequencing ON, switch de-bouncing, anti-short cycling, and other common delay-on-make applications.

Operation (Delay-on-Make)




Upon application of input voltage, the time delay begins. The output is de-energized before and during the time delay. At the end of the time delay, the output energizes and remains energized until input voltage is removed.

Reset: Removing input voltage resets the time delay and output.

Features & Benefits

FEATURES	BENEFITS
Digital integrated circuitry with electromechanical relay	Repeat Accuracy + / - 0.5%
Isolated 10A, DPDT output contacts	Allows control of loads for AC or DC voltages
Encapsulated	Protects against shock, vibration, and humidity

Accessories

- 
P1004-16, P1004-16-XVersa-Pot
Panel mountable, industrial potentiometer recommended for remote time delay adjustment.
- 
P1015-64 (AWG 14/16) Female Quick Connect
These 0.25 in. (6.35 mm) female terminals are constructed with an insulator barrel to provide strain relief.
- 
P1015-18 Quick Connect to Screw Adapter
Screw adapter terminal designed for use with all modules with 0.25 in. (6.35 mm) male quick connect terminals.

Ordering Information

MODEL	INPUT VOLTAGE	ADJUSTMENT	TIME DELAY	MODEL	INPUT VOLTAGE	ADJUSTMENT	TIME DELAY
ERDM123	12VDC	Onboard knob	0.1 - 10s	ERDM422	120VAC	Onboard knob	0.1 - 5s
ERDM126	12VDC	Onboard knob	0.6 - 60s	ERDM423	120VAC	Onboard knob	0.1 - 10s
ERDM128	12VDC	Onboard knob	0.1 - 10m	ERDM425	120VAC	Onboard knob	0.3 - 30s
ERDM222	24VAC	Onboard knob	0.1 - 5s	ERDM427	120VAC	Onboard knob	0.1 - 5m
ERDM4130S	120VAC	Fixed	30s	ERDM429	120VAC	Onboard knob	0.2 - 15m
ERDM4210	120VAC	Onboard knob	1 - 100m				

If you don't find the part you need, call us for a custom product 800-843-8848

ERDM SERIES

Specifications

Time Delay

Type Digital integrated circuitry
Range 0.1s - 500m in 11 adjustable ranges or 0.1s - 1000m fixed

Adjustment Fixed, onboard or external adjust

Repeat Accuracy ±0.5%

Tolerance (Factory Calibration) ≤ ±10%

Recycle Time ≤ 150ms

Time Delay vs Temp. & Voltage ≤ ±2%

Input

Voltage 12, 24, or 120VDC; 24, 120, or 230VAC

Tolerance -15% - 20%

12VDC & 24VDC/AC -20% - 10%

120VAC/DC & 230VAC 50/60 Hz

Output

Type Isolated relay contacts

Form DPDT

Rating 10A resistive @ 120/240VAC & 28VDC; 1/3 hp @ 120/240VAC

Life Mechanical - 1 x 10⁷; Full Load - 1 x 10⁶

Protection

Isolation Voltage ≥1500V RMS input to output

Insulation Resistance ≥100 MΩ

Polarity DC units are reverse polarity protected

Mechanical

Mounting Surface mount with two #6 (M3.5 x 0.6) screws

Dimensions **H** 88.9 mm (3.5"); **W** 63.5 mm (2.5"); **D** 43.2 mm (1.7")

Termination 0.25 in. (6.35 mm) male quick connect terminals

Environmental

Operating/Storage Temperature -40° to 65°C / -40° to 85°C

Weight ≈ 5.7 oz (162 g)

Selection Guides

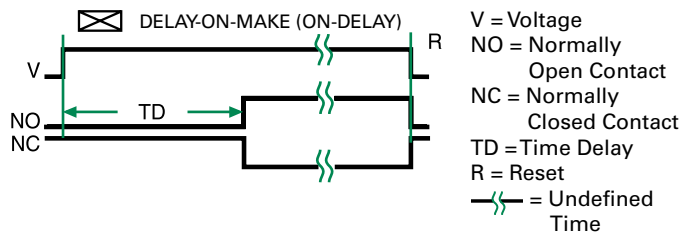
RT Selection Chart						
Desired Time Delay*						RT Megohm
Seconds						
1	2	3	4	5	6	
0.1	0.1	0.1	0.2	0.3	0.6	0.0
0.19	0.6	1	1.7	3	6	0.1
0.28	1.1	2	3.2	6	12	0.2
0.37	1.6	3	4.7	9	18	0.3
0.46	2.1	4	6.2	12	24	0.4
0.55	2.6	5	7.7	15	30	0.5
0.64	3.0	6	9.2	18	36	0.6
0.73	3.5	7	10.7	21	42	0.7
0.82	4.0	8	12.2	24	48	0.8
0.91	4.5	9	13.7	27	54	0.9
1.0	5.0	10	15	30	60	1.0

* When selecting an external RT add at least 20% for tolerance of unit and the RT.

RT Selection Chart					
Desired Time Delay*					RT Megohm
Minutes					
7	8	9	10	11	
0.1	0.1	0.2	1	10	0.0
0.6	1	1.7	10	50	0.1
1.1	2	3.2	20	100	0.2
1.6	3	4.7	30	150	0.3
2.1	4	6.2	40	200	0.4
2.6	5	7.7	50	250	0.5
3.0	6	9.2	60	300	0.6
3.5	7	10.7	70	350	0.7
4.0	8	12.2	80	400	0.8
4.5	9	13.7	90	450	0.9
5.0	10	15	100	500	1.0

* When selecting an external RT add at least 20% for tolerance of unit and the RT.

Function Diagram



Данный компонент на территории Российской Федерации

Вы можете приобрести в компании MosChip.

Для оперативного оформления запроса Вам необходимо перейти по данной ссылке:

<http://moschip.ru/get-element>

Вы можете разместить у нас заказ для любого Вашего проекта, будь то серийное производство или разработка единичного прибора.

В нашем ассортименте представлены ведущие мировые производители активных и пассивных электронных компонентов.

Нашей специализацией является поставка электронной компонентной базы двойного назначения, продукции таких производителей как XILINX, Intel (ex.ALTERA), Vicor, Microchip, Texas Instruments, Analog Devices, Mini-Circuits, Amphenol, Glenair.

Сотрудничество с глобальными дистрибьюторами электронных компонентов, предоставляет возможность заказывать и получать с международных складов практически любой перечень компонентов в оптимальные для Вас сроки.

На всех этапах разработки и производства наши партнеры могут получить квалифицированную поддержку опытных инженеров.

Система менеджмента качества компании отвечает требованиям в соответствии с ГОСТ Р ИСО 9001, ГОСТ РВ 0015-002 и ЭС РД 009

Офис по работе с юридическими лицами:

105318, г.Москва, ул.Щербаковская д.3, офис 1107, 1118, ДЦ «Щербаковский»

Телефон: +7 495 668-12-70 (многоканальный)

Факс: +7 495 668-12-70 (доб.304)

E-mail: info@moschip.ru

Skype отдела продаж:

moschip.ru

moschip.ru_4

moschip.ru_6

moschip.ru_9