
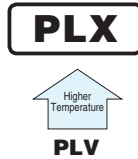


**PLX** Radial Lead Type, Long Life Assurance



- High reliability, High voltage (to 50V).
- Low ESR, High ripple current.
- Long life of 3000 hours at 125°C.
- Radial lead type:
  - Lead free flow soldering condition correspondence.
- Compliant to the RoHS directive (2011/65/EU,(EU)2015/863).
- AEC-Q200 compliant. Please contact us for details.

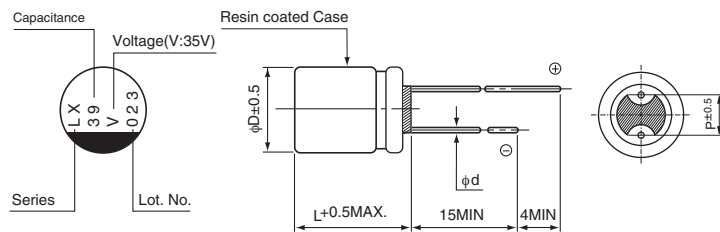


■ Specifications

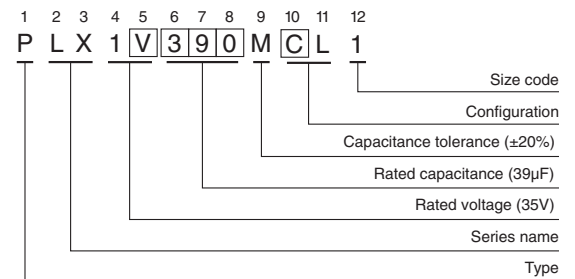
Item	Performance Characteristics									
Category Temperature Range	-55 to +125°C									
Rated Voltage Range	16 to 50V									
Rated Capacitance Range	22 to 390μF									
Capacitance Tolerance	±20% at 120Hz, 20°C									
Tangent of loss angle (tan δ)	Less than or equal to the specified value at 120Hz, 20°C									
ESR (※ 1)	Less than or equal to the specified value at 100kHz, 20°C									
Leakage Current (※ 2)	Less than or equal to the specified value. After 2 minutes' application of rated voltage at 20°C									
Temperature Characteristics (Max.Impedance Ratio)	$Z+125^{\circ}\text{C} / Z+20^{\circ}\text{C} \leq 1.25$ (100kHz) $Z-55^{\circ}\text{C} / Z+20^{\circ}\text{C} \leq 1.25$									
Endurance	The specifications listed at right shall be met when the capacitors are restored to 20°C after the rated voltage is applied for 3000 hours at 125°C.	<table border="1"> <tr><td>Capacitance change</td><td>Within ± 20% of initial value (※3)</td></tr> <tr><td>tan δ</td><td>150% or less of the initial specified value</td></tr> <tr><td>ESR (※ 1)</td><td>150% or less of the initial specified value</td></tr> <tr><td>Leakage current (※ 2)</td><td>Less than or equal to the initial specified value</td></tr> </table>	Capacitance change	Within ± 20% of initial value (※3)	tan δ	150% or less of the initial specified value	ESR (※ 1)	150% or less of the initial specified value	Leakage current (※ 2)	Less than or equal to the initial specified value
Capacitance change	Within ± 20% of initial value (※3)									
tan δ	150% or less of the initial specified value									
ESR (※ 1)	150% or less of the initial specified value									
Leakage current (※ 2)	Less than or equal to the initial specified value									
Damp Heat (Steady State)	The specifications listed at right shall be met when the capacitors are restored to 20°C after the rated voltage is applied for 1000 hours at 60°C, 90% RH.	<table border="1"> <tr><td>Capacitance change</td><td>Within ± 20% of initial value (※3)</td></tr> <tr><td>tan δ</td><td>150% or less of the initial specified value</td></tr> <tr><td>ESR (※ 1)</td><td>150% or less of the initial specified value</td></tr> <tr><td>Leakage current (※ 2)</td><td>Less than or equal to the initial specified value</td></tr> </table>	Capacitance change	Within ± 20% of initial value (※3)	tan δ	150% or less of the initial specified value	ESR (※ 1)	150% or less of the initial specified value	Leakage current (※ 2)	Less than or equal to the initial specified value
Capacitance change	Within ± 20% of initial value (※3)									
tan δ	150% or less of the initial specified value									
ESR (※ 1)	150% or less of the initial specified value									
Leakage current (※ 2)	Less than or equal to the initial specified value									
Resistance to Soldering Heat	After soldering the capacitor under the soldering conditions prescribed here as preheat at 150 to 200°C for 60 to 180 seconds and peak temperature at 265°C for 10 seconds or less, the capacitor shall meet the specifications listed at right, provided that its temperature profile is measured at both of terminal ends facing the soldering side.	<table border="1"> <tr><td>Capacitance change</td><td>Within ± 10% of the initial capacitance value (※3)</td></tr> <tr><td>tan δ</td><td>130% or less than the initial specified value</td></tr> <tr><td>ESR (※ 1)</td><td>130% or less than the initial specified value</td></tr> <tr><td>Leakage current (※ 2)</td><td>Less than or equal to the initial specified value</td></tr> </table>	Capacitance change	Within ± 10% of the initial capacitance value (※3)	tan δ	130% or less than the initial specified value	ESR (※ 1)	130% or less than the initial specified value	Leakage current (※ 2)	Less than or equal to the initial specified value
Capacitance change	Within ± 10% of the initial capacitance value (※3)									
tan δ	130% or less than the initial specified value									
ESR (※ 1)	130% or less than the initial specified value									
Leakage current (※ 2)	Less than or equal to the initial specified value									
Marking	Navy blue print on the case top									

- ※ 1 ESR should be measured at both of the terminal ends closest to the capacitor body.
- ※ 2 Conditioning : If any doubt arises, measure the leakage current after the voltage treatment of applying DC rated voltage continuously to the capacitor for 120 minutes at 105°C.
- ※ 3 Initial value : The value before test of examination of resistance to soldering.

■ Dimensions



Type numbering system (Example : 35V 39μF)



(mm)

Size	φ8 × 9L	φ8 × 12L	φ10 × 13L
φD	8.0	8.0	10.0
L	8.5	11.5	12.5
P	3.5	3.5	5.0
φd	0.6	0.6	0.6

Voltage					
V	16	20	25	35	50
Code	C	D	E	V	H

● Frequency coefficient of rated ripple current

Frequency	120Hz	1kHz	10kHz	100kHz or more
Coefficient	0.05	0.30	0.70	1.00

Please refer to page 20 about the end seal configuration.

● Dimension table in next page.

# PLX

■ Dimensions

Rated Voltage (V)(code)	Surge Voltage (V)	Rated Capacitance ( $\mu$ F)	Case Size $\phi$ D $\times$ L (mm)	tan $\delta$	Leakage Current ( $\mu$ A)	ESR (m $\Omega$ ) (at 100kHz 20°C)	Rated Ripple (mArms)		Part Number
							$\leq 105^\circ\text{C}$ (*3)	$105^\circ\text{C} <$ $\leq 125^\circ\text{C}$ (*3)	
16 (1C)	18.4	150	8 $\times$ 9	0.12	480	26	2100	810	PLX1C151MCL1
		220	8 $\times$ 12	0.12	704	25	2400	930	PLX1C221MDL1
		390	10 $\times$ 13	0.12	1248	23	2900	1130	PLX1C391MDL1
20 (1D)	23.0	120	8 $\times$ 9	0.12	480	27	2000	800	PLX1D121MCL1
		150	8 $\times$ 12	0.12	600	26	2300	910	PLX1D151MDL1
		270	10 $\times$ 13	0.12	1080	24	2800	1110	PLX1D271MDL1
25 (1E)	28.7	82	8 $\times$ 9	0.12	410	28	2000	780	PLX1E820MCL1
		120	8 $\times$ 12	0.12	600	27	2300	890	PLX1E121MDL1
		180	10 $\times$ 13	0.12	900	25	2800	1080	PLX1E181MDL1
35 (1V)	40.2	39	8 $\times$ 9	0.12	273	33	1800	720	PLX1V390MCL1
		56	8 $\times$ 12	0.12	392	31	2100	830	PLX1V560MDL1
		100	10 $\times$ 13	0.12	700	28	2700	1040	PLX1V101MDL1
50 (1H)	57.5	22	8 $\times$ 9	0.12	220	35	1800	700	PLX1H220MCL1
		27	8 $\times$ 12	0.12	270	33	2000	810	PLX1H270MDL1
		47	10 $\times$ 13	0.12	470	29	2600	1020	PLX1H470MDL1

(\*3) Ambient temperature of a capacitor

- Please refer to page 20, 21, 22 about the formed or taped product spec.
- Please refer to page 3 for the minimum order quantity.

## Данный компонент на территории Российской Федерации

### Вы можете приобрести в компании MosChip.

Для оперативного оформления запроса Вам необходимо перейти по данной ссылке:

<http://moschip.ru/get-element>

Вы можете разместить у нас заказ для любого Вашего проекта, будь то серийное производство или разработка единичного прибора.

В нашем ассортименте представлены ведущие мировые производители активных и пассивных электронных компонентов.

Нашей специализацией является поставка электронной компонентной базы двойного назначения, продукции таких производителей как XILINX, Intel (ex.ALTERA), Vicor, Microchip, Texas Instruments, Analog Devices, Mini-Circuits, Amphenol, Glenair.

Сотрудничество с глобальными дистрибьюторами электронных компонентов, предоставляет возможность заказывать и получать с международных складов практически любой перечень компонентов в оптимальные для Вас сроки.

На всех этапах разработки и производства наши партнеры могут получить квалифицированную поддержку опытных инженеров.

Система менеджмента качества компании отвечает требованиям в соответствии с ГОСТ Р ИСО 9001, ГОСТ РВ 0015-002 и ЭС РД 009

### Офис по работе с юридическими лицами:

105318, г.Москва, ул.Щербаковская д.3, офис 1107, 1118, ДЦ «Щербаковский»

Телефон: +7 495 668-12-70 (многоканальный)

Факс: +7 495 668-12-70 (доб.304)

E-mail: [info@moschip.ru](mailto:info@moschip.ru)

Skype отдела продаж:

moschip.ru

moschip.ru\_4

moschip.ru\_6

moschip.ru\_9