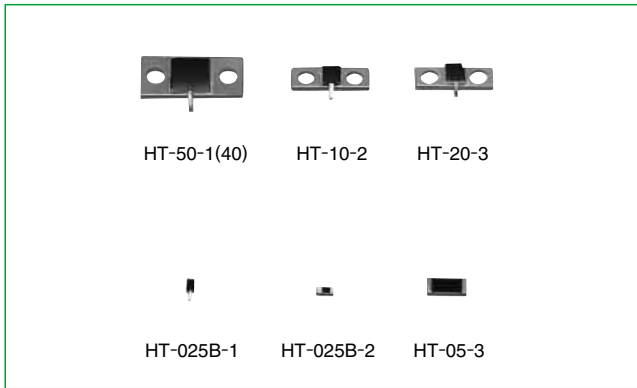


Stripline Mounting Non-reflective Terminations

HT Series



■Features

1.High Performance

These super wide bandwidth/ultra high matching non-reflective termination use Hirose Electric original high frequency matching technology.

2.Equipped with Tabs

Termination are equipped with tabs to permit direct mounting to flat circuits.

3.Housing functions as a radiator to permit small size and high-density mounting.

■Product Specifications

Ratings	Rated frequency range (Note) Characteristic impedance Maximum Input Power (Note)	DC to 10 GHz 50 ohms 0.25 to 50 W	Operating temperature range Operating relative humidity	-10°C to +65°C 95% Max.
---------	--	---	--	----------------------------

NOTE: The frequency range and the maximum input power will differ depending on the products.

HT-025B-1, HT-025B-2, HT-10-2, HT-20-3, and HT-50-1(40)

Item	Standard	Conditions
1.Vibration	No electrical discontinuity of 1 μ s or more No damage, cracks, or parts dislocation	Frequency of 10 to 2,000 Hz, overall amplitude of 1.52 mm, acceleration of 98 m/s ² for 2 hours in each of 3 directions
2.Shock		Acceleration of 490 m/s ² , sine half-wave waveform, 3 cycles in each of the 3 axis
3.Temperature cycle	No damage, cracks, or parts dislocation	Temperature: -55°C → +15°C to +35°C → +85°C → +15°C to +35°C Time: 30 → 15 max. → 30 → 15 max. (Minutes) 5 cycles

●The test method conforms to MIL-STD-202.

■Materials

HT-025B-1, HT-025B-2, and HT-05-3

Part	Material	Finish
Tabs	Copper	Solder plating
Resistor	Metal film	—

HT-10-2, HT-20-3, and HT-50-1(40)

Part	Material	Finish
Plate	Copper	Nickel plating
Tabs	Copper	Silver plating
Resistor	Metal film	—

HT Series ■ **Stripline Mounting Non-reflective Terminations**

Ordering Information

HT - 025 B - 1
 ① ② ③

HT - 50 - 1 (40)
 ① ② ③ ④

① Series Name: HT Series	③ Suffix
② Power (Example)0.25:0.25W 1:1W	④ (40): RoHS compliant

Specifications

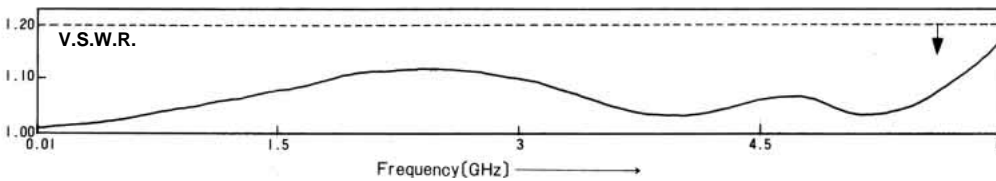
Part Number	Frequency Range (GHz)	V.S.W.R. (MAX)	Impedance (Ohms)	Power (W)	Heat Sink Temperature at Maximum Load (°C Max)	Heat Resistance (°C/W)	Weight (g)	RoHS
HT-025B-1	DC-10	1.30	50	0.25	+65	50	0.1	YES
HT-025B-2	DC-10	1.30	50	0.25	+65	50	0.1	
HT-05-3(Note)	DC-1	1.20	50	0.5	+65	150	0.3	
HT-10-2	DC-6	1.20	50	10	+65	9	0.3	
△ HT-20-3	DC-4 4-8 8-12.4 12.4-15	1.15 1.25 1.45 1.55	50	20	+65	3.8	0.6	
△ HT-50-1(40)	DC-5	1.25	50	50	+65	1.6	1.5	

△ CAUTION: Beryllia is used in this product. Please follow associated laws when disposing.

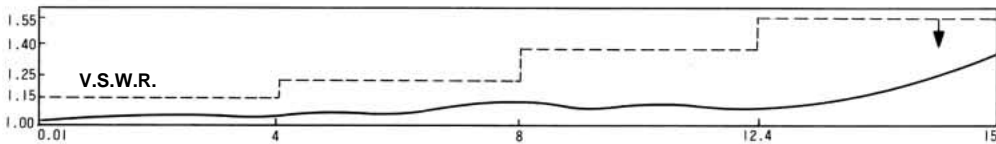
Note. HT-05-03(06): 1,000 pieces / reel

Typical Data

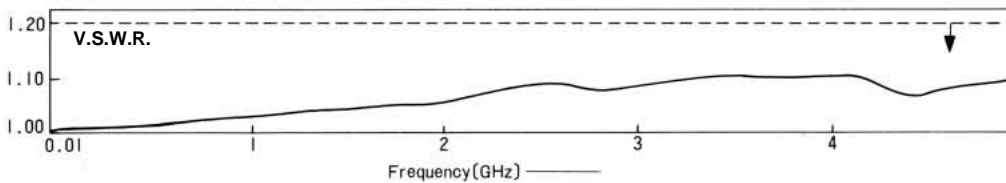
HT-10-2



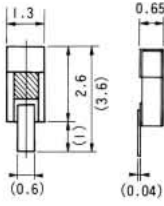
HT-20-3



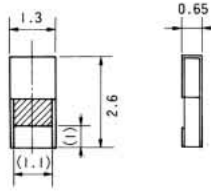
HT-50-1(40)



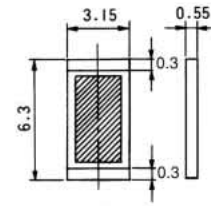
External Dimensions



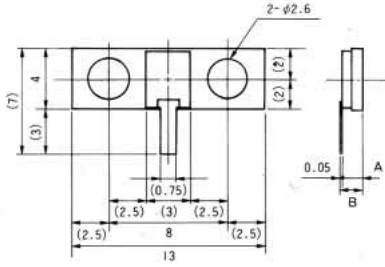
HT-025B-1



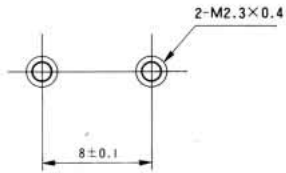
HT-025B-2



HT-05-3

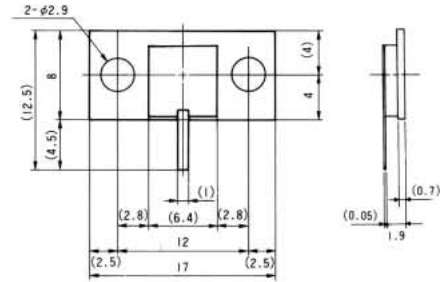


PCB Mounting Pattern

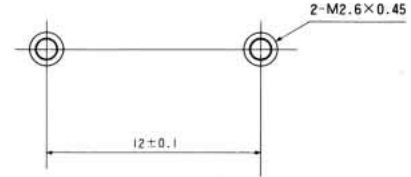


HT-10-2

HT-20-3



PCB Mounting Pattern

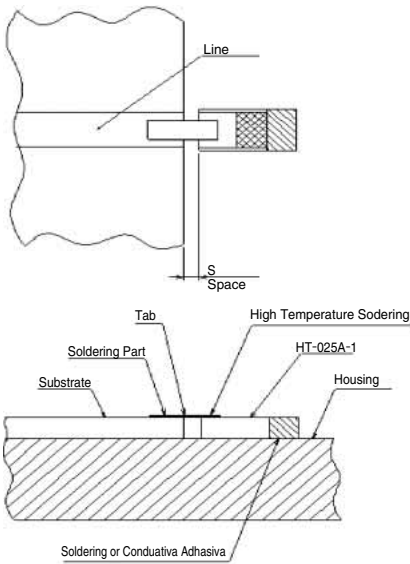


HT-50-1(40)

Part Number	A	B
HT-10-2	1.65	1.7
HT-20-3	2	2.05

■ Mounting Method

HT-025B-1

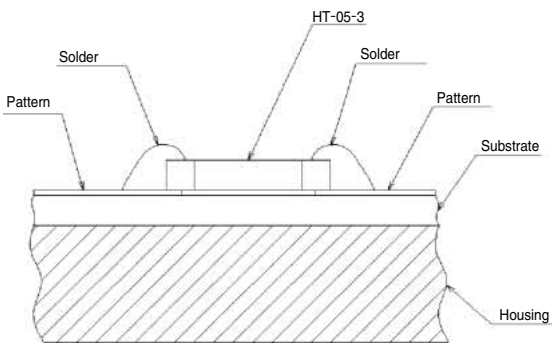


- Do not leave a space between the terminator and the microstrip board.

- Make the terminator tab height from the housing and the thickness of the microstrip board the same amount.

- Note: The HT-025B-1 type is attached with high temperature solder (having a melting point of 280°C). The soldering temperature to the microstrip board must be less than this.

HT-05-3

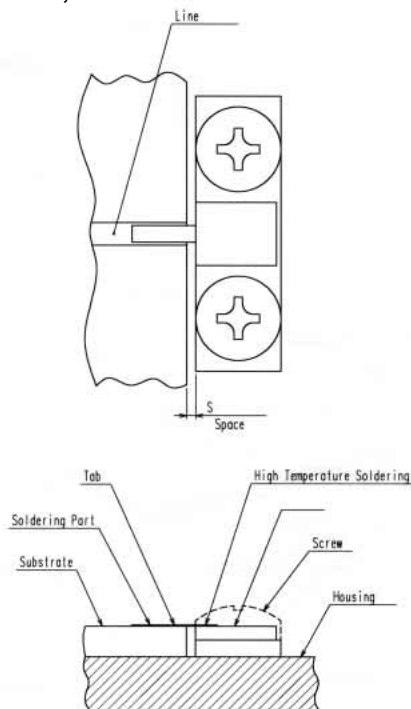


- Mounting is performed by soldering over the microstrip line pattern.

- Manual Soldering: 350°C max. for 3 sec. max.

- The resoldering of an item that has already been soldered once and then removed is not effective since solder cracks will develop at the electrode portion.

HT-10-2, HT-20-3, HT-50-1



- Do not leave a space between the terminator and the microstrip board.


- Do not leave a space between the the microstrip board.

- Note: The HT-10-2, HT-20-3, and HT-50-1(40) tabs are attached with high temperature solder (having a melting point of 280°C). The soldering temperature to the microstrip board must be less than this.

Note: Although the high frequency characteristics will deteriorate somewhat, please attach with some slack in the tabs in order to raise the thermal reliability.

Terminations for the Division Part of a Wilkinson Divider (100 ohms Type)

HT Series



■Features

1.High Performance

These wide bandwidth/ultra high matching non-reflective termination use Hirose Electric original high frequency matching technology.

2.Equipped with Tabs

Termination are equipped with tabs to permit direct mounting to Wilkinson type flat circuits.

3.High Power and Small Size

Beryllia is used for the material of the resistance element to enable the termination to be of small size and used with high power.

■Product Specifications

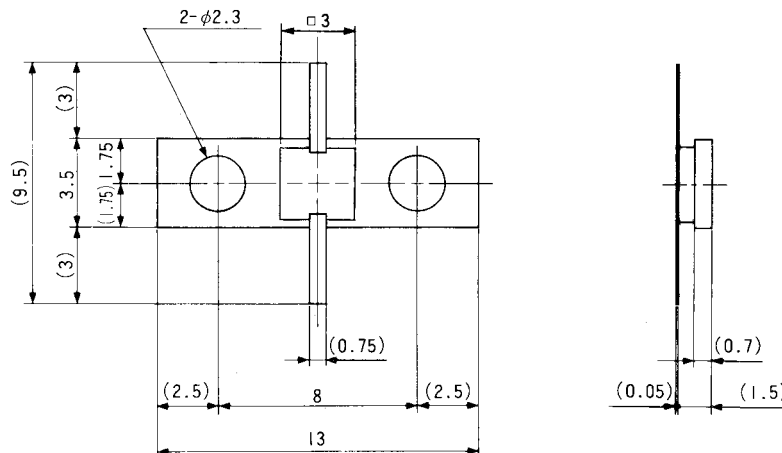
Ratings	Rated frequency range Characteristic impedance Maximum Input Power Resistance value	DC to 8.0 GHz 100 ohms 20W 100±2 ohms	Heat sink temperature at maximum output Operating temperature range Operating relative humidity Weight	+65°CMax. 10°Cto +65°C 95% Max. 0.4 g
---------	--	--	---	--

Item	Standard	Conditions
1.Vibration	No electrical discontinuity of 1 μs or more No damage, cracks, or parts dislocation	Frequency of 10 to 2000 Hz, overall amplitude of 1.52 mm, acceleration of 98 m/s ² for 2 hours in each of 3 directions
2.Shock		Acceleration of 490 m/s ² , sine half-wave waveform, 3 cycles in each of the 3 axis
3.Temperature cycle	No damage, cracks, or parts dislocation	Temperature: -55°C → +15°C to +35°C → +85°C → +15°C to +35°C Time: 30 → 15 max. → 30 → 15 max. (Minutes) 5 cycles

■Material

Part	Material	Finish
Plate	Copper	Nickel plating
Tabs	Copper	Silver plating
Resistor	Metal film	—

■External Dimensions



⚠ CAUTION: Beryllia is used in this product. Please follow associated laws when disposing.

Данный компонент на территории Российской Федерации

Вы можете приобрести в компании MosChip.

Для оперативного оформления запроса Вам необходимо перейти по данной ссылке:

<http://moschip.ru/get-element>

Вы можете разместить у нас заказ для любого Вашего проекта, будь то серийное производство или разработка единичного прибора.

В нашем ассортименте представлены ведущие мировые производители активных и пассивных электронных компонентов.

Нашей специализацией является поставка электронной компонентной базы двойного назначения, продукции таких производителей как XILINX, Intel (ex.ALTERA), Vicor, Microchip, Texas Instruments, Analog Devices, Mini-Circuits, Amphenol, Glenair.

Сотрудничество с глобальными дистрибьюторами электронных компонентов, предоставляет возможность заказывать и получать с международных складов практически любой перечень компонентов в оптимальные для Вас сроки.

На всех этапах разработки и производства наши партнеры могут получить квалифицированную поддержку опытных инженеров.

Система менеджмента качества компании отвечает требованиям в соответствии с ГОСТ Р ИСО 9001, ГОСТ РВ 0015-002 и ЭС РД 009

Офис по работе с юридическими лицами:

105318, г.Москва, ул.Щербаковская д.3, офис 1107, 1118, ДЦ «Щербаковский»

Телефон: +7 495 668-12-70 (многоканальный)

Факс: +7 495 668-12-70 (доб.304)

E-mail: info@moschip.ru

Skype отдела продаж:

moschip.ru

moschip.ru_4

moschip.ru_6

moschip.ru_9