



**ATTENTION**  
OBSERVE PRECAUTIONS  
FOR HANDLING  
ELECTROSTATIC  
DISCHARGE  
SENSITIVE  
DEVICES

Part Number: APTF1616SEEZGQBDC

Hyper Red  
Green  
Blue

### Features

- 1.6mmX1.6mm SMT LED, 0.7mm thickness.
- Low power consumption.
- Can produce any color in visible spectrum, including white light.
- Package : 2000pcs / reel.
- Moisture sensitivity level : level 3.
- RoHS compliant.

### Description

The Hyper Red source color devices are made with Al-GaN on GaAs substrate Light Emitting Diode.

The Green source color devices are made with InGaN on Sapphire Light Emitting Diode.

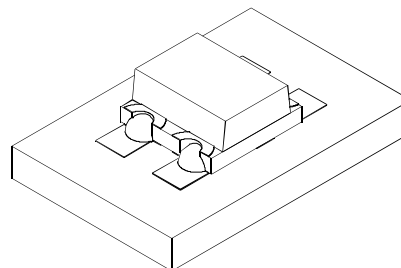
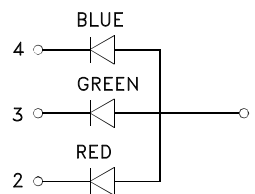
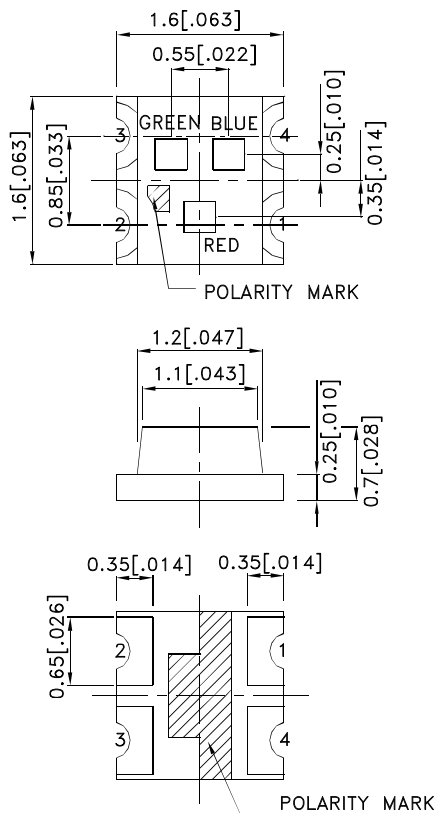
The Blue source color devices are made with InGaN on Sapphire Light Emitting Diode.

Static electricity and surge damage the LEDs.

It is recommended to use a wrist band or anti-electrostatic glove when handling the LEDs.

All devices, equipment and machinery must be electrically grounded.

### Package Dimensions



#### Notes:

1. All dimensions are in millimeters (inches).
2. Tolerance is  $\pm 0.2(0.008)$  unless otherwise noted.
3. The specifications, characteristics and technical data described in the datasheet are subject to change without prior notice.
4. The device has a single mounting surface. The device must be mounted according to the specifications.



## Selection Guide

| Part No.         | Dice                | Lens Type   | Iv (mcd) [2]<br>@ 20mA |      | Viewing<br>Angle [1] |
|------------------|---------------------|-------------|------------------------|------|----------------------|
|                  |                     |             | Min.                   | Typ. | 2θ1/2                |
| APTF1616SEEZQBDC | Hyper Red (AlGaInP) | Water Clear | 55                     | 110  | 120°                 |
|                  | Green (InGaN)       |             | 120                    | 280  |                      |
|                  | Blue (InGaN)        |             | 40                     | 70   |                      |

Notes:

1. θ1/2 is the angle from optical centerline where the luminous intensity is 1/2 of the optical peak value.
2. Luminous intensity/ luminous Flux: +/-15%.
3. Luminous intensity value is traceable to the CIE127-2007 compliant national standards.

## Electrical / Optical Characteristics at TA=25°C

| Symbol | Parameter                | Device                     | Typ.              | Max.            | Units | Test Conditions |
|--------|--------------------------|----------------------------|-------------------|-----------------|-------|-----------------|
| λpeak  | Peak Wavelength          | Hyper Red<br>Green<br>Blue | 630<br>515<br>468 |                 | nm    | IF=20mA         |
| λD [1] | Dominant Wavelength      | Hyper Red<br>Green<br>Blue | 621<br>525<br>470 |                 | nm    | IF=20mA         |
| Δλ1/2  | Spectral Line Half-width | Hyper Red<br>Green<br>Blue | 20<br>30<br>25    |                 | nm    | IF=20mA         |
| C      | Capacitance              | Hyper Red<br>Green<br>Blue | 25<br>45<br>100   |                 | pF    | Vf=0V;f=1MHz    |
| Vf [2] | Forward Voltage          | Hyper Red<br>Green<br>Blue | 2<br>3.3<br>3.3   | 2.5<br>4.1<br>4 | V     | IF=20mA         |
| IR     | Reverse Current          | Hyper Red<br>Green<br>Blue |                   | 10<br>50<br>50  | uA    | VR=5V           |

Notes:

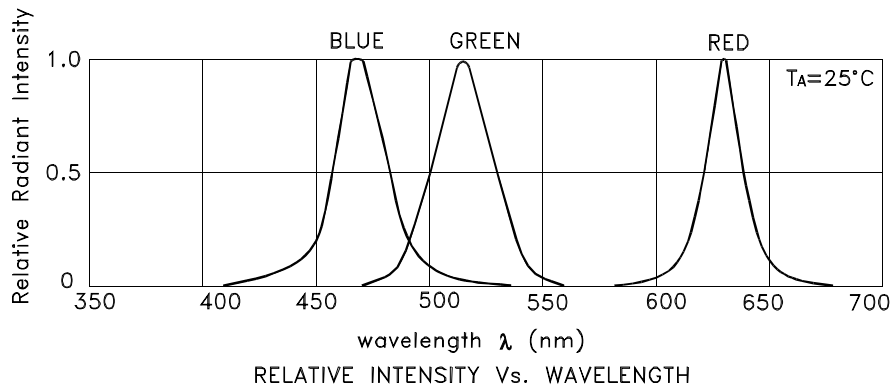
1. Wavelength: +/-1nm.
2. Forward Voltage: +/-0.1V.
3. Wavelength value is traceable to the CIE127-2007 compliant national standards.

## Absolute Maximum Ratings at TA=25°C

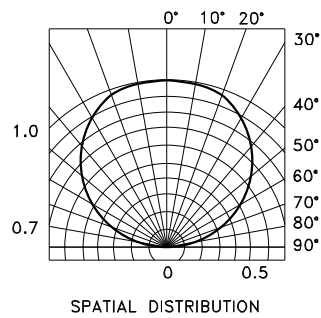
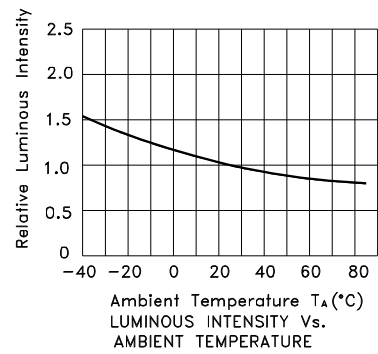
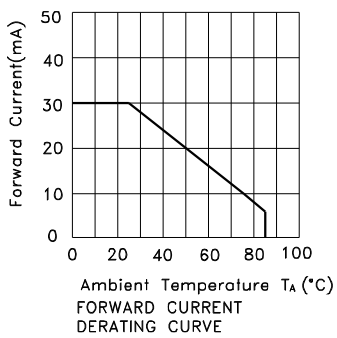
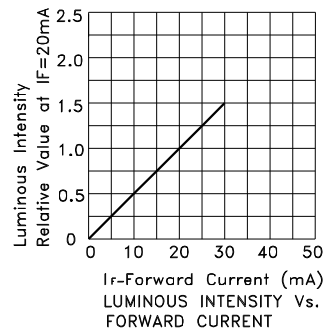
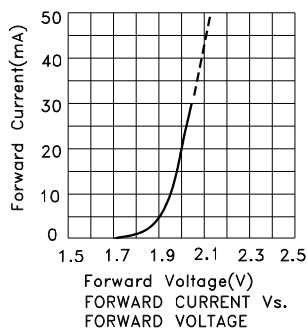
| Parameter                | Hyper Red      | Green | Blue | Units |
|--------------------------|----------------|-------|------|-------|
| Power dissipation        | 75             | 102.5 | 120  | mW    |
| DC Forward Current       | 30             | 25    | 30   | mA    |
| Peak Forward Current [1] | 195            | 150   | 150  | mA    |
| Reverse Voltage          | 5              |       |      | V     |
| Operating Temperature    | -40°C To +85°C |       |      |       |
| Storage Temperature      | -40°C To +85°C |       |      |       |

Notes:

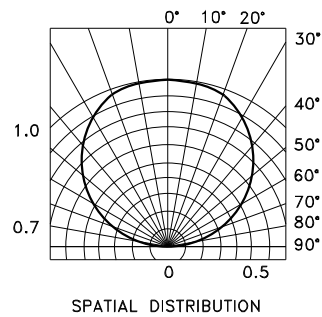
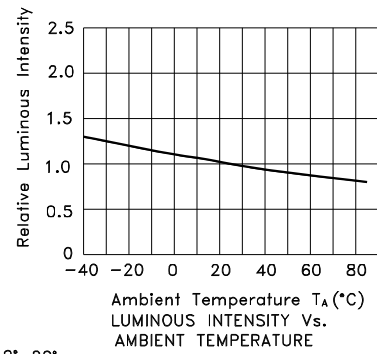
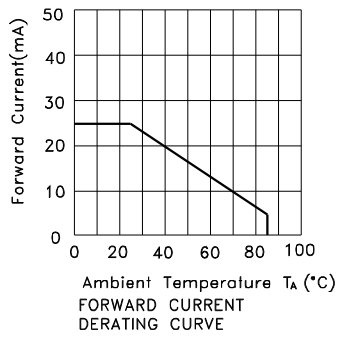
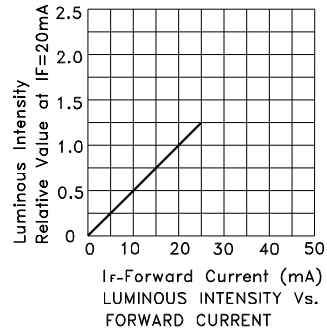
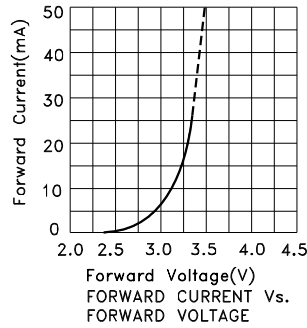
1. 1/10 Duty Cycle, 0.1ms Pulse Width.



## APTF1616SEEZGQBDC Hyper Red

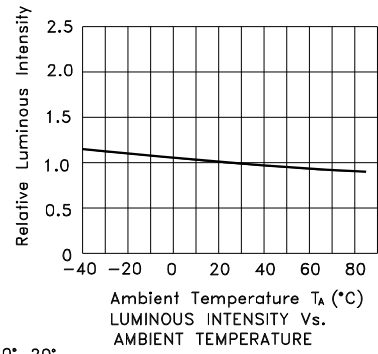
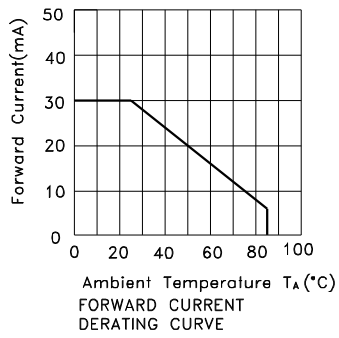
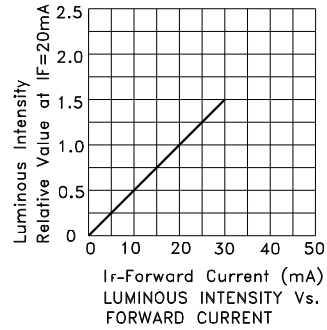
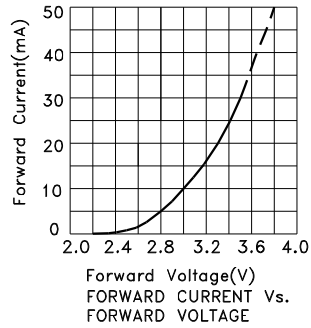


## Green



# Kingbright

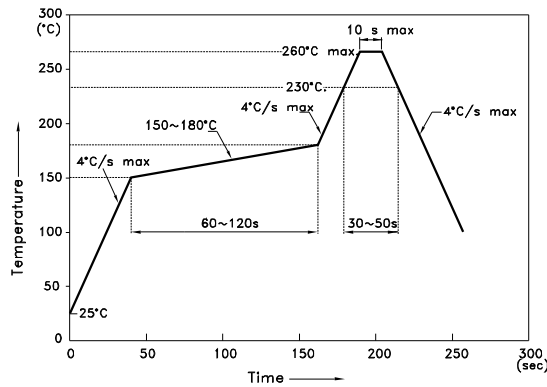
## Blue



## APTF1616SEEZQBDC

Reflow soldering is recommended and the soldering profile is shown below.  
Other soldering methods are not recommended as they might cause damage to the product.

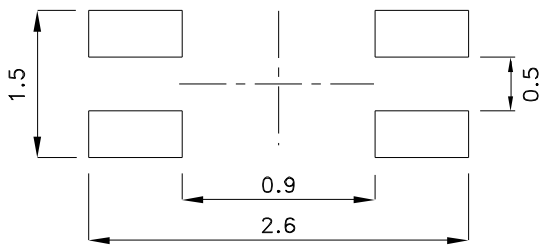
Reflow Soldering Profile For Lead-free SMT Process.



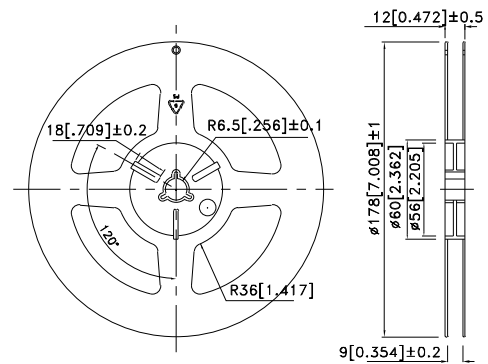
NOTES:

1. We recommend the reflow temperature 245°C(+/-5°C). The maximum soldering temperature should be limited to 260°C.
2. Don't cause stress to the epoxy resin while it is exposed to high temperature.
3. Number of reflow process shall be 2 times or less.

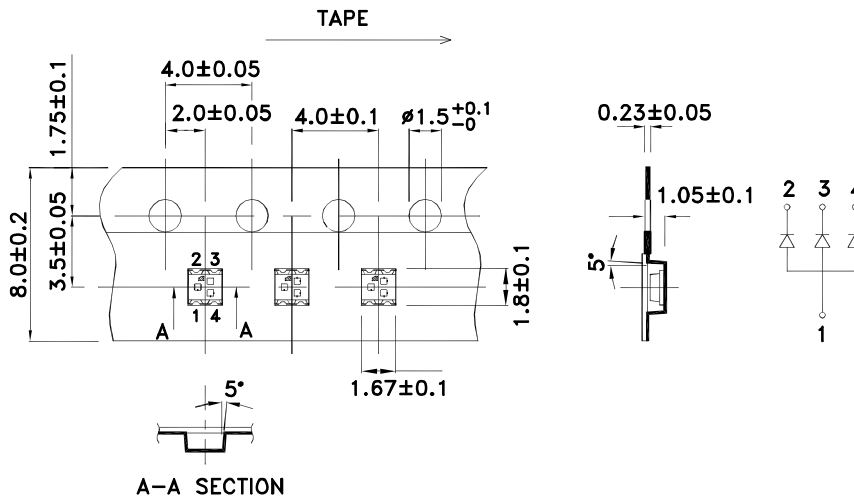
### Recommended Soldering Pattern (Units : mm; Tolerance: ± 0.1)



### Reel Dimension



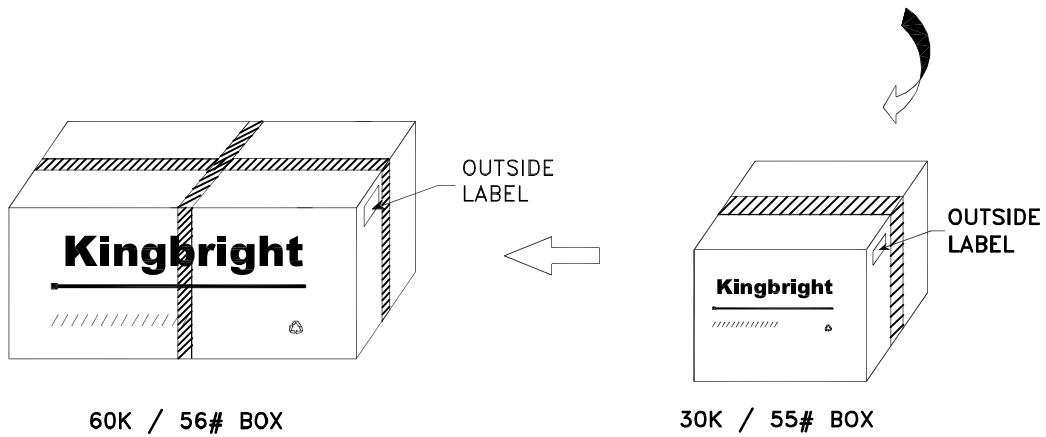
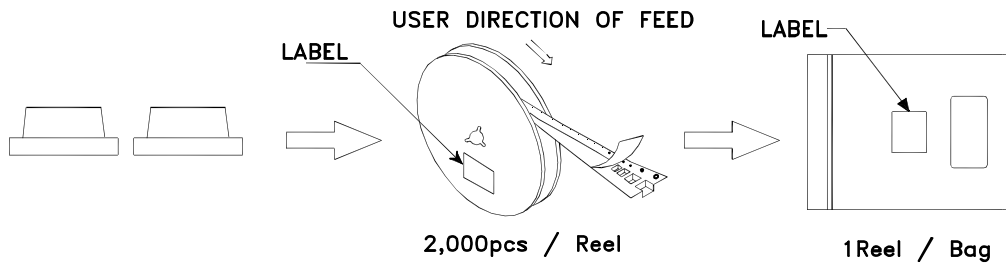
### Tape Dimensions (Units : mm)




# Kingbright

PACKING & LABEL SPECIFICATIONS

APTF1616SEEZGQBDC



|   |  |
|---|--|
| <b>Kingbright</b>   |  |
| P/NO: APTF1616xxx   |  |
| QTY: 2,000 pcs  | Q.C. <span style="border: 1px solid black; border-radius: 50%; padding: 2px;">Q C<br/>XX XX XXXX<br/>PASSED</span> |
| S/N: XXXX   |  |
| CODE: XXX   |  |
| LOT NO:   |  |
| <br>xxxxxxxxxxxxxxxxxxxxxxxxxxxx |  |
| RoHS Compliant  |  |

## Данный компонент на территории Российской Федерации

### Вы можете приобрести в компании MosChip.

Для оперативного оформления запроса Вам необходимо перейти по данной ссылке:

<http://moschip.ru/get-element>

Вы можете разместить у нас заказ для любого Вашего проекта, будь то серийное производство или разработка единичного прибора.

В нашем ассортименте представлены ведущие мировые производители активных и пассивных электронных компонентов.

Нашей специализацией является поставка электронной компонентной базы двойного назначения, продукции таких производителей как XILINX, Intel (ex.ALTERA), Vicor, Microchip, Texas Instruments, Analog Devices, Mini-Circuits, Amphenol, Glenair.

Сотрудничество с глобальными дистрибьюторами электронных компонентов, предоставляет возможность заказывать и получать с международных складов практически любой перечень компонентов в оптимальные для Вас сроки.

На всех этапах разработки и производства наши партнеры могут получить квалифицированную поддержку опытных инженеров.

Система менеджмента качества компании отвечает требованиям в соответствии с ГОСТ Р ИСО 9001, ГОСТ РВ 0015-002 и ЭС РД 009

### Офис по работе с юридическими лицами:

105318, г.Москва, ул.Щербаковская д.3, офис 1107, 1118, ДЦ «Щербаковский»

Телефон: +7 495 668-12-70 (многоканальный)

Факс: +7 495 668-12-70 (доб.304)

E-mail: [info@moschip.ru](mailto:info@moschip.ru)

Skype отдела продаж:

moschip.ru

moschip.ru\_4

moschip.ru\_6

moschip.ru\_9