



LUXEON 2835 Color Line

The best performance, the most colors.

The LUXEON 2835 Color Line enables a new era of color lighting. This robust color line provides high performance and is targeted at cost effective designs. Complemented by a broad range of white offerings, the LUXEON 2835 Color Line enables RGBW applications. This product line extends the comprehensive LUXEON Color Family.



FEATURES AND BENEFITS

Single die and single source architecture for optical control

Full color palette for a wider spectrum range

PRIMARY APPLICATIONS

Architectural & Entertainment

Lamps

– Color Tunable Illumination

Specialty Lighting

– Emergency Vehicle

– Signage

Table of Contents

| | |
|---|-----------|
| General Product Information | 2 |
| Product Test Conditions | 2 |
| Part Number Nomenclature | 2 |
| Lumen Maintenance | 2 |
| Environmental Compliance | 2 |
| Performance Characteristics | 3 |
| Product Selection Guide | 3 |
| Optical Characteristics | 4 |
| Electrical and Thermal Characteristics | 5 |
| Absolute Maximum Ratings | 5 |
| Characteristic Curves | 6 |
| Spectral Power Distribution Characteristics | 6 |
| Light Output Characteristics | 7 |
| Forward Current Characteristics | 11 |
| Radiation Pattern Characteristics | 13 |
| Product Bin and Labeling Definitions | 14 |
| Decoding Product Bin Labeling | 14 |
| Luminous Flux Bins | 15 |
| Radiometric Power Bins | 15 |
| Color Bin Definitions | 16 |
| Peak Wavelength Bins | 19 |
| Dominant Wavelength Bins | 19 |
| Forward Voltage Bins | 20 |
| Mechanical Dimensions | 20 |
| Reflow Soldering Guidelines | 21 |
| JEDEC Moisture Sensitivity | 21 |
| Solder Pad Design | 22 |
| Packaging Information | 22 |
| Pocket Tape Dimensions | 22 |
| Reel Dimensions | 23 |

General Product Information

Product Test Conditions

LUXEON 2835 Color Line LEDs are tested and binned with a 20ms monopulse of 120mA at a junction temperature, T_j , of 25°C.

Part Number Nomenclature

Part numbers for LUXEON 2835 Color Line follow the convention below:

L 1 2 8 – **A A A** 1 0 0 3 5 0 0 0 0 0

Where:

A A A – designates color (FRD=Far Red, DRD=Deep Red, RED=Red, RNG=Red Orange, PCA=PC Amber, MNT=Mint, LME=Lime, GRN=Green, CYN=Cyan, BLU=Blue, RYL=Royal Blue)

Therefore, the following part number is used for a LUXEON 2835 Red LED:

L 1 2 8 – **R E D** 1 0 0 3 5 0 0 0 0 0

Part numbers for LUXEON 2835 White follow the convention below:

L 1 2 8 – **A A B B** 0 0 3 5 0 0 0 0 0 0

Where:

A A – designates nominal CCT (30=3000K, 40=4000K, 57=5700K)

B B – designates minimum CRI (70=70CRI, 80=80CRI)

Therefore, the following part number is used for LUXEON 2835 White at 3000K 80CRI LED:

L 1 2 8 – **3 0 8 0** 0 0 3 5 0 0 0 0 0 0

Lumen Maintenance

Please contact your local Sales Representative or Lumileds Technical Solutions Manager for more information about the long-term performance of this product.

Environmental Compliance

Lumileds LLC is committed to providing environmentally friendly products to the solid-state lighting market. LUXEON 2835 Color Line is compliant to the European Union directives on the restriction of hazardous substances in electronic equipment, namely the RoHS Directive 2011/65/EU and REACH Regulation (EC) 1907/2006. Lumileds LLC will not intentionally add the following restricted materials to its products: lead, mercury, cadmium, hexavalent chromium, polybrominated biphenyls (PBB) or polybrominated diphenyl ethers (PBDE).

Performance Characteristics

Product Selection Guide

Table 1a. Product performance of LUXEON 2835 Colors at 120mA and 200mA, $T_j=25^\circ\text{C}$.

| COLOR | DOMINANT or PEAK WAVELENGTH ^[1] (nm) | | LUMINOUS FLUX ^[2] (lm) or RADIOMETRIC POWER ^[3] (mW) | | | PART NUMBER |
|------------|---|---------|--|---------------|---------------|--------------------|
| | MINIMUM | MAXIMUM | MINIMUM | 120mA TYPICAL | 200mA TYPICAL | |
| Far Red | 720 | 740 | 85 | 97 | 159 | L128-FRD1003500000 |
| Deep Red | 650 | 670 | 98 | 108 | 192 | L128-DRD1003500000 |
| Red | 620 | 630 | 15 | 17 | 27 | L128-RED1003500000 |
| Red-Orange | 610 | 620 | 19 | 20 | 32 | L128-RNG1003500000 |
| PC Amber | - | - | 44 | 48 | 75 | L128-PCA1003500000 |
| Mint | - | - | 69 | 75 | 117 | L128-MNT1003500000 |
| Lime | - | - | 70 | 77 | 121 | L128-LME1003500000 |
| Green | 520 | 540 | 40 | 47 | 61 | L128-GRN1003500000 |
| Cyan | 490 | 510 | 21 | 27 | 38 | L128-CYN1003500000 |
| Blue | 469 | 480 | 13 | 16 | 24 | L128-BLU1003500000 |
| Royal Blue | 440 | 455 | 185 | 205 | 325 | L128-RYL1003500000 |

Notes for Table 1a:

- Lumileds maintains a tolerance of $\pm 1\text{nm}$ on dominant wavelength measurements. PC Amber, Mint and Lime are binned by chromaticity coordinates. Far Red, Deep Red and Royal Blue are binned by peak wavelength. All other colors are binned by dominant wavelength.
- Lumileds maintains a tolerance of $\pm 7.5\%$ on luminous flux measurements.
- Far Red, Deep Red and Royal Blue are binned by radiometric power. All other colors are binned by luminous flux.

Table 1b. Product performance of LUXEON 2835 White at 120mA, $T_j=25^\circ\text{C}$.

| COLOR | NOMINAL CCT | MINIMUM CRI ^[1] | LUMINOUS FLUX ^[1] (lm) | | TYPICAL LUMINOUS EFFICACY (lm/W) | PART NUMBER |
|-------|-------------|----------------------------|-----------------------------------|---------|----------------------------------|--------------------|
| | | | MINIMUM | TYPICAL | | |
| White | 5700K | 70 | 58 | 64 | 187 | L128-5770003500000 |
| | 3000K | 80 | 54 | 59 | 173 | L128-3080003500000 |
| | 4000K | 80 | 56 | 62 | 181 | L128-4080003500000 |

Notes for Table 1b:

- Lumileds maintains a tolerance of $\pm 7.5\%$ on luminous flux measurements.

Optical Characteristics

Table 2a. Optical characteristics for LUXEON 2835 Colors at test current, 120mA, T_j=25°C.

| COLOR | PART NUMBER | TYPICAL SPECTRAL HALF-WIDTH ^[1] (nm) | TYPICAL TEMPERATURE COEFFICIENT OF WAVELENGTH (nm/°C) | TYPICAL TOTAL INCLUDED ANGLE ^[2] | TYPICAL VIEWING ANGLE ^[3] |
|------------|--------------------|---|---|---|--------------------------------------|
| Far Red | L128-FRD1003500000 | 30 | 0.17 | 140° | 130° |
| Deep Red | L128-DRD1003500000 | 20 | 0.16 | 140° | 130° |
| Red | L128-RED1003500000 | 15 | 0.05 | 140° | 130° |
| Red-Orange | L128-RNG1003500000 | 15 | 0.07 | 140° | 130° |
| PC Amber | L128-PCA1003500000 | 95 | 0.01 | 140° | 120° |
| Mint | L128-MNT1003500000 | 110 | 0.01 | 140° | 120° |
| Lime | L128-LME1003500000 | 110 | 0.01 | 140° | 120° |
| Green | L128-GRN1003500000 | 28 | 0.05 | 140° | 130° |
| Cyan | L128-CYN1003500000 | 25 | 0.03 | 140° | 130° |
| Blue | L128-BLU1003500000 | 20 | 0.03 | 140° | 130° |
| Royal Blue | L128-RYL1003500000 | 15 | 0.04 | 140° | 130° |

Notes for Table 2a:

1. Spectral half-width is the spectral bandwidth at 50% of the peak intensity.
2. Total angle at which 90% of total luminous flux is captured.
3. Viewing angle is the off axis angle from the LED centerline where the luminous intensity is ½ of the peak value.

Table 2b. Optical characteristics for LUXEON 2835 White at 120mA, T_j=25°C.

| COLOR | PART NUMBER | TYPICAL TOTAL INCLUDED ANGLE ^[1] | TYPICAL VIEWING ANGLE ^[1] |
|-------|-------------------|---|--------------------------------------|
| White | L128-xxx003500000 | 160° | 120° |

Notes for Table 2b:

1. Total angle at which 90% of total luminous flux is captured.
2. Viewing angle is the off axis angle from the LED centerline where the luminous intensity is ½ of the peak value.

Electrical and Thermal Characteristics

Table 3. Electrical and thermal characteristics for LUXEON 2835 Color Line at 120mA, T_j=25°C.

| COLOR | PART NUMBER | FORWARD VOLTAGE ^[1] (V _f) | | | TYPICAL TEMPERATURE COEFFICIENT OF FORWARD VOLTAGE ^[2] (mV/°C) | TYPICAL THERMAL RESISTANCE — JUNCTION TO SOLDER PAD (°C/W) |
|------------|--------------------|--|---------|---------|---|--|
| | | MINIMUM | TYPICAL | MAXIMUM | | |
| Far Red | L128-FRD1003500000 | 1.80 | 2.15 | 2.50 | -2.0 | 15 |
| Deep Red | L128-DRD1003500000 | 1.80 | 2.15 | 2.50 | -2.0 | 15 |
| Red | L128-RED1003500000 | 1.80 | 2.10 | 2.50 | -2.0 | 15 |
| Red-Orange | L128-RNG1003500000 | 1.80 | 2.10 | 2.50 | -1.7 | 15 |
| PC Amber | L128-PCA1003500000 | 2.80 | 3.00 | 3.10 | -1.7 | 25 |
| Mint | L128-MNT1003500000 | 2.80 | 3.00 | 3.10 | -2.5 | 25 |
| Lime | L128-LME1003500000 | 2.80 | 3.00 | 3.10 | -1.7 | 25 |
| Green | L128-GRN1003500000 | 2.80 | 3.15 | 3.30 | -3.0 | 69 |
| Cyan | L128-CYN1003500000 | 2.90 | 3.10 | 3.30 | -2.5 | 50 |
| Blue | L128-BLU1003500000 | 2.80 | 3.00 | 3.20 | -2.5 | 25 |
| Royal Blue | L128-RYL1003500000 | 2.80 | 3.00 | 3.20 | -2.5 | 25 |
| White | L128-xxx003500000 | 2.70 | 2.85 | 3.00 | -1.0 to -2.0 | 13 |

Notes for Table 3:

1. Lumileds maintains a tolerance of ±0.1V on forward voltage measurements.
2. Measured between 25°C and 85°C.

Absolute Maximum Ratings

Table 4. Absolute maximum ratings for LUXEON 2835 Color Line.

| PARAMETER | FAR RED | DEEP RED, RED, and RED-ORANGE | PC AMBER, MINT, LIME, GREEN, CYAN, BLUE and ROYAL BLUE | WHITE |
|--|---|-------------------------------|--|----------------|
| DC Forward Current ^[1, 2] | 300mA | 250mA | 240mA | 480mA |
| Peak Pulsed Forward Current ^[1, 3] | 350mA | 300mA | 300mA | 500mA |
| LED Junction Temperature ^[1] (DC & Pulse) | 125°C | 125°C | 125°C | 125°C |
| ESD Sensitivity (ANSI/ESDA/JEDEC JS-001-2012) | Class 2 | Class 2 | Class 2 | Class 2 |
| Operating Case Temperature ^[1] | 105°C | 105°C | 105°C | 105°C |
| LED Storage Temperature | -40°C to 105°C | -40°C to 105°C | -40°C to 95°C | -40°C to 105°C |
| Soldering Temperature | JEDEC 020c 260°C | | | |
| Allowable Reflow Cycles | 3 | | | |
| Reverse Voltage (V _{reverse}) | LUXEON LEDs are not designed to be driven in reverse bias | | | |

Notes for Table 4:

1. Proper current derating must be observed to maintain the junction temperature below the maximum allowable junction temperature.
2. Residual periodic variations due to power conversion from alternating current (AC) to direct current (DC), also called "ripple," are acceptable if the following conditions are met:
 - The frequency of the ripple current is 100Hz or higher
 - The average current for each cycle does not exceed the maximum allowable DC forward current
 - The maximum amplitude of the ripple does not exceed the maximum peak pulsed forward current
3. At 10% duty cycle with pulse width of 10ms.

Characteristic Curves

Spectral Power Distribution Characteristics



Figure 1a. Typical normalized power vs. wavelength for LUXEON 2835 Colors at 120mA, $T_j=25^\circ\text{C}$.



Figure 1b. Typical normalized power vs. wavelength for LUXEON 2835 White at 120mA, $T_j=25^\circ\text{C}$.

Light Output Characteristics



Figure 2a. Typical normalized light output vs. junction temperature for LUXEON 2835 Mint, Lime, Green, Cyan, and Blue at 120mA.



Figure 2b. Typical normalized light output vs. junction temperature for LUXEON 2835 Red, Red-Orange, and PC Amber at 120mA.



Figure 2c. Typical normalized radiant power vs. junction temperature for LUXEON 2835 Far Red, Deep Red, and Royal Blue at 120mA.



Figure 2d. Typical normalized light output vs. junction temperature for LUXEON 2835 White at 120mA.



Figure 3a. Typical normalized light output vs. forward current for LUXEON 2835 Mint, Lime, Green, Cyan, and Blue at $T_j=25^\circ\text{C}$.

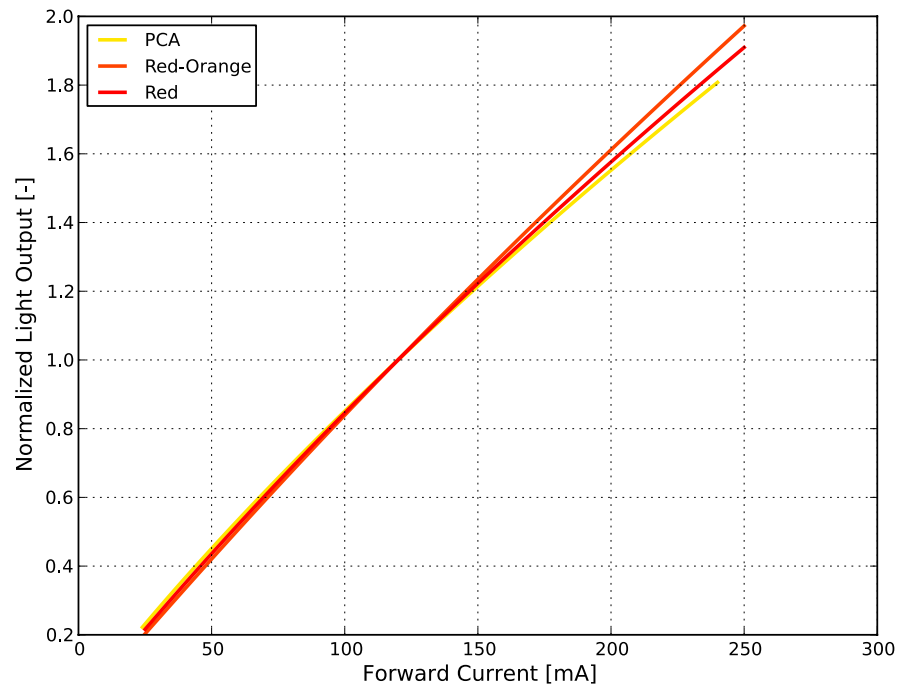


Figure 3b. Typical normalized light output vs. forward current for LUXEON 2835 Red, Red-Orange, and PC Amber at $T_j=25^\circ\text{C}$.



Figure 3c. Typical normalized radiant power vs. forward current for LUXEON 2835 Far Red, Deep Red, and Royal Blue at $T_j=25^\circ\text{C}$.



Figure 3d. Typical normalized light output vs. forward current for LUXEON 2835 White at $T_j=25^\circ\text{C}$.

Forward Current Characteristics

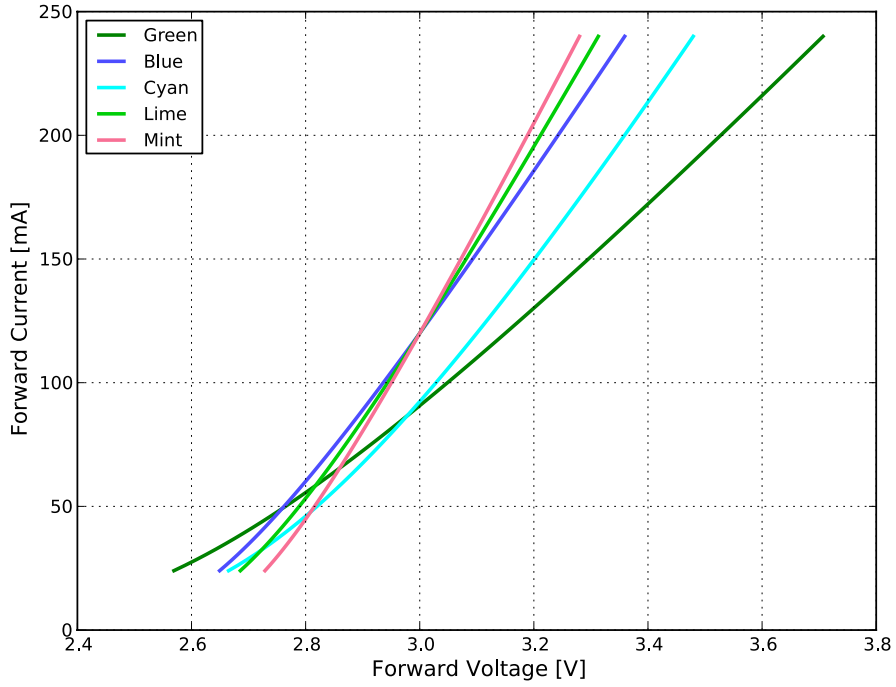


Figure 4a. Typical forward current vs. forward voltage for LUXEON 2835 Mint, Lime, Green, Cyan, and Blue at $T_j=25^\circ\text{C}$.



Figure 4b. Typical forward current vs. forward voltage for LUXEON 2835 Red, Red-Orange, and PC Amber at $T_j=25^\circ\text{C}$.



Figure 4c. Typical forward current vs. forward voltage for LUXEON 2835 Far Red, Deep Red, and Royal Blue at $T_j=25^\circ\text{C}$.



Figure 4d. Typical forward current vs. forward voltage for LUXEON 2835 White at $T_j=25^\circ\text{C}$.

Radiation Pattern Characteristics

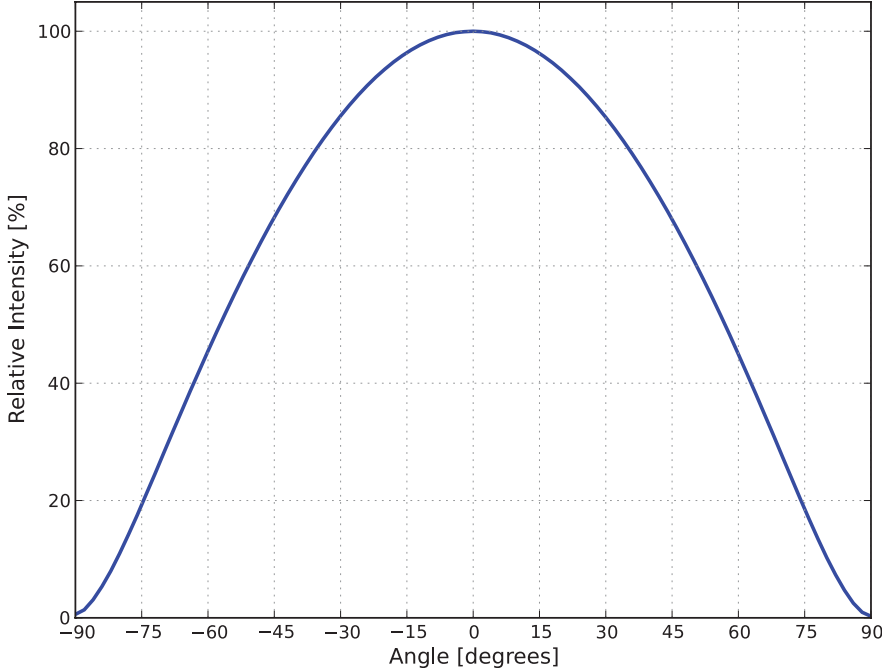


Figure 5. Typical radiation pattern for LUXEON 2835 Color Line at 120mA, T_j=25°C.

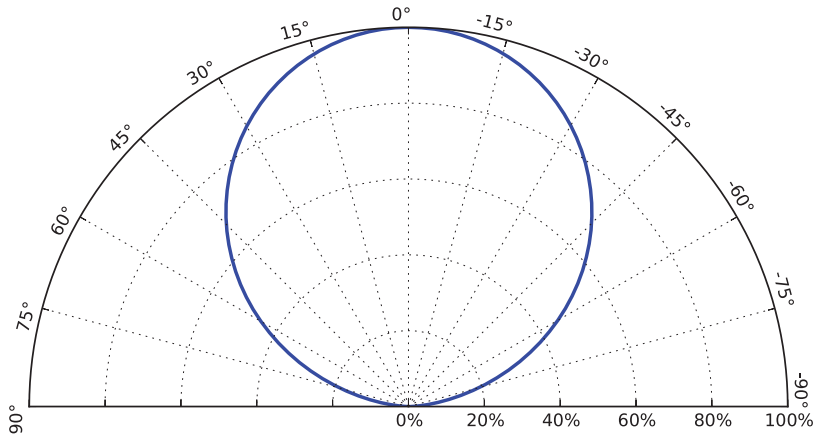


Figure 6. Typical polar radiation pattern for LUXEON 2835 Color Line at 120mA, T_j=25°C.

Product Bin and Labeling Definitions

Decoding Product Bin Labeling

In the manufacturing of semiconductor products, there are variations in performance around the average values given in the technical datasheet. For this reason, Lumileds bins LED components for luminous flux or radiometric power, color point, peak or dominant wavelength and forward voltage.

LUXEON 2835 Color Line LEDs are labeled using a 4-digit alphanumeric CAT code following the format below:

A B C D

Where:

- A** – designates luminous flux bin or radiometric power bin (luminous flux bin example: L=32.0 to 36.0 lm, R=52.0 to 56.0 lm; radiometric power bin example: D=100 to 110mW)
- B C** – designates color bin, peak wavelength bin or dominant wavelength bin (color bin examples: Lime=20, White 3000K example=7D, 7E, 7F, etc.; peak wavelength bin example: Deep Red 10=650 to 670nm; dominant wavelength bin example: Red 40=620 to 630nm)
- D** – designates forward voltage bin (example: A=2.80 to 2.90V, C=3.00 to 3.10V)

Therefore, a Lime LUXEON 2835 LED with a lumen range of 32.0 to 36.0 lm, color bin of 20 and a forward voltage range of 3.00 to 3.10V has the following CAT code:

L 2 0 C

Luminous Flux Bins

Table 5 lists the standard luminous flux bins for LUXEON 2835 Color Line emitters. Although several bins are outlined, product availability in a particular bin varies by production run and by product performance. Not all bins are available in all CCTs.

Table 5. Luminous flux bin definitions for LUXEON 2835 Color Line, at $T_j=25^\circ\text{C}$.

| BIN | LUMINOUS FLUX ^[1] (lm) | |
|-----|-----------------------------------|---------|
| | MINIMUM | MAXIMUM |
| D | 13 | 15 |
| E | 15 | 17 |
| F | 17 | 19 |
| G | 19 | 21 |
| H | 21 | 24 |
| J | 24 | 28 |
| K | 28 | 32 |
| L | 32 | 36 |
| M | 36 | 40 |
| N | 40 | 44 |
| P | 44 | 48 |
| Q | 48 | 52 |
| R | 52 | 56 |
| S | 56 | 60 |
| T | 60 | 65 |
| U | 65 | 70 |
| V | 70 | 75 |
| W | 75 | 80 |
| X | 80 | 85 |
| Y | 85 | 90 |

Notes for Table 5:

1. Lumileds maintains a tolerance of $\pm 7.5\%$ on luminous flux measurements.

Radiometric Power Bins

Table 6. Radiometric power bin definitions for LUXEON 2835 Far Red, Deep Red and Royal Blue.

| BIN | RADIOMETRIC POWER ^[1] (mW) | |
|-----|---------------------------------------|---------|
| | MINIMUM | MAXIMUM |
| A | 70 | 80 |
| B | 80 | 90 |
| C | 90 | 100 |
| D | 100 | 110 |
| E | 110 | 120 |
| F | 120 | 130 |
| G | 130 | 150 |
| H | 150 | 170 |
| J | 170 | 190 |
| K | 190 | 210 |
| L | 210 | 230 |
| M | 230 | 250 |

Notes for Table 6:

1. Lumileds maintains a tolerance of $\pm 6.5\%$ on radiometric power measurements.

Color Bin Definitions



Figure 7. Color Bin Structure for LUXEON 2835 PC Amber for Table 7.



Figure 8. Color Bin Structure for LUXEON 2835 Lime and Mint for Table 7.

Table 7. Color bin definitions for LUXEON 2835 PC Amber and Lime.

| COLOR | PART NUMBER | BIN | x | y | |
|----------|--------------------|--------------------|--------|--------|--------|
| PC Amber | L128-PCA1003500000 | 10 | 0.5622 | 0.4372 | |
| | | | 0.5843 | 0.4152 | |
| | | | 0.5705 | 0.4111 | |
| | | | 0.5499 | 0.4249 | |
| Mint | L128-MNT1003500000 | 10 | 0.3927 | 0.4986 | |
| | | | 0.3830 | 0.5077 | |
| | | | 0.3703 | 0.4825 | |
| | | 20 | 0.3846 | 0.4749 | |
| | | | 0.3846 | 0.4749 | |
| | | | 0.3703 | 0.4825 | |
| | | | 0.3608 | 0.4639 | |
| | | | 0.3752 | 0.4572 | |
| | | | 0.3752 | 0.4572 | |
| | | | 0.3608 | 0.4639 | |
| 30 | 0.3515 | 0.4453 | | | |
| | 0.3659 | 0.4396 | | | |
| | Lime | L128-LME1003500000 | 20 | 0.3773 | 0.5076 |
| | | | | 0.3927 | 0.5007 |
| 0.4287 | | | | 0.5697 | |
| 0.4150 | | | | 0.5833 | |

Notes for Table 7:

1. Lumileds maintains a tolerance of ± 0.01 on x and y coordinates in the CIE 1931 color space.



Figure 9. 3- and 5-step MacAdam ellipse illustration for Tables 8a–8c.



Figure 10a. 1/9th color bin structure for LUXEON 2835 White 3000K at test current and binning temperature of $T_j=25^\circ\text{C}$.

Table 8a. 3- and 5-step MacAdam ellipse color bin definitions for LUXEON 2835E and LUXEON 2835C 3000K, at test and binning conditions.

| NOMINAL CCT | COLOR SPACE | CENTER POINT ⁽¹⁾ (cx, cy) | MAJOR AXIS, a | MINOR AXIS, b | ELLIPSE ROTATION ANGLE, θ |
|-------------|-------------------------------|---|------------------|------------------|-------------------------------------|
| 3000K | Single 3-step MacAdam ellipse | (0.4338, 0.4030) | 0.00834 | 0.00408 | 53.22° |
| 3000K | Single 5-step MacAdam ellipse | (0.4338, 0.4030) | 0.01390 | 0.00680 | 53.22° |

Notes for Table 8a:

1. Lumileds maintains a tolerance of ± 0.007 on x and y color coordinates in the CIE 1931 color space.



Figure 10b. 1/9th color bin structure for LUXEON 2835E and LUXEON 2835C 4000K at test current and binning temperature of $T_j=25^\circ\text{C}$.

Table 8b. 3- and 5-step MacAdam ellipse color bin definitions for LUXEON 2835E and LUXEON 2835C 4000K, at test and binning conditions.

| NOMINAL CCT | COLOR SPACE | CENTER POINT ^[1] (cx, cy) | MAJOR AXIS, a | MINOR AXIS, b | ELLIPSE ROTATION ANGLE, θ |
|-------------|-------------------------------|---|------------------|------------------|-------------------------------------|
| 4000K | Single 3-step MacAdam ellipse | (0.3818, 0.3797) | 0.00939 | 0.00402 | 53.72° |
| 4000K | Single 5-step MacAdam ellipse | (0.3818, 0.3797) | 0.01565 | 0.00670 | 53.72° |

Notes for Table 8b:

1. Lumileds maintains a tolerance of ± 0.007 on x and y color coordinates in the CIE 1931 color space.

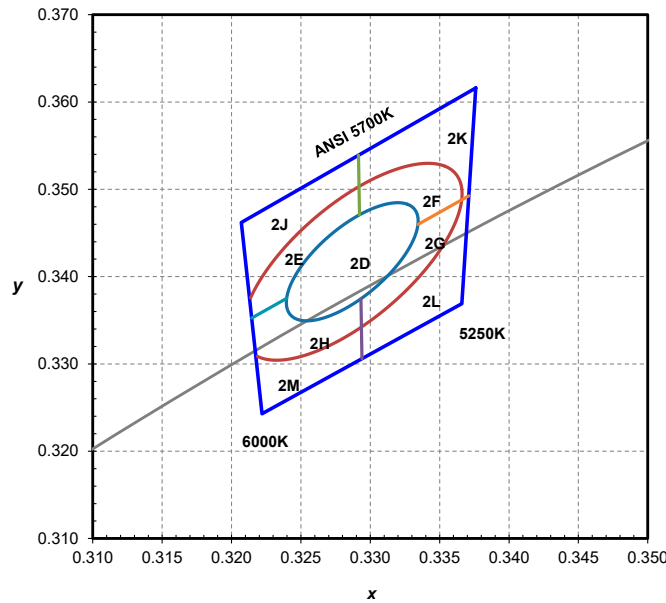


Figure 10c. 1/9th color bin structure for LUXEON 2835E and LUXEON 2835C 5700K at test current and binning temperature of $T_j=25^\circ\text{C}$.

Table 8c. 3- and 5-step MacAdam ellipse color bin definitions for LUXEON 2835E and LUXEON 2835C 5700K, at test and binning conditions.

| NOMINAL CCT | COLOR SPACE | CENTER POINT ^[1] (cx, cy) | MAJOR AXIS, a | MINOR AXIS, b | ELLIPSE ROTATION ANGLE, θ |
|-------------|-------------------------------|---|------------------|------------------|-------------------------------------|
| 5700K | Single 3-step MacAdam ellipse | (0.3287, 0.3417) | 0.00746 | 0.00320 | 59.09° |
| 5700K | Single 5-step MacAdam ellipse | (0.3287, 0.3417) | 0.01243 | 0.00533 | 59.09° |

Notes for Table 8c:

1. Lumileds maintains a tolerance of ± 0.007 on x and y color coordinates in the CIE 1931 color space.

Peak Wavelength Bins

Table 9. Peak wavelength bin definitions for LUXEON 2835 Far Red, Deep Red and Royal Blue.

| COLOR | PART NUMBER | BIN | PEAK WAVELENGTH ^[1] (nm) | |
|------------|--------------------|-----|-------------------------------------|---------|
| | | | MINIMUM | MAXIMUM |
| Far Red | L128-FRD1003500000 | 10 | 720 | 740 |
| Deep Red | L128-DRD1003500000 | 10 | 650 | 670 |
| Royal Blue | L128-RYL1003500000 | 30 | 440 | 445 |
| | | 40 | 445 | 450 |
| | | 50 | 450 | 455 |

Notes for Table 9:

1. Lumileds maintains a tolerance of ± 0.5 nm on peak wavelength measurements.

Dominant Wavelength Bins

Table 10. Dominant wavelength bin definitions for LUXEON 2835 Red, Red-Orange, Green, Cyan and Blue.

| COLOR | PART NUMBER | BIN | DOMINANT WAVELENGTH ^[1] (nm) | |
|------------|--------------------|-----|---|---------|
| | | | MINIMUM | MAXIMUM |
| Red | L128-RED1003500000 | 40 | 620 | 630 |
| Red-Orange | L128-RNG1003500000 | 20 | 610 | 620 |
| Green | L128-GRN1003500000 | 10 | 520 | 525 |
| | | 20 | 525 | 530 |
| | | 30 | 530 | 535 |
| | | 40 | 535 | 540 |
| Cyan | L128-CYN1003500000 | 10 | 490 | 495 |
| | | 20 | 495 | 500 |
| | | 30 | 500 | 505 |
| | | 40 | 505 | 510 |
| Blue | L128-BLU1003500000 | 20 | 469 | 475 |
| | | 30 | 475 | 480 |

Notes for Table 10:

1. Lumileds maintains a tolerance of ± 1 nm on dominant wavelength measurements.

Forward Voltage Bins

Table 11a. Forward voltage bin definitions for LUXEON 2835 Far Red, Deep Red, Red and Red-Orange.

| BIN | FORWARD VOLTAGE ⁽¹⁾ (V _f) | |
|-----|--|---------|
| | MINIMUM | MAXIMUM |
| B | 1.80 | 2.00 |
| C | 2.00 | 2.20 |
| D | 2.20 | 2.40 |
| E | 2.40 | 2.60 |

Table 11b. Forward voltage bin definitions for LUXEON 2835 PC Amber, Mint, Lime, Green, Cyan, Blue, Royal Blue and White.

| BIN | FORWARD VOLTAGE ⁽¹⁾ (V _f) | |
|-----|--|---------|
| | MINIMUM | MAXIMUM |
| Z | 2.70 | 2.80 |
| A | 2.80 | 2.90 |
| B | 2.90 | 3.00 |
| C | 3.00 | 3.10 |
| D | 3.10 | 3.20 |
| E | 3.20 | 3.30 |

Notes for Tables 11a and 11b:

1. Lumileds maintains a tolerance of $\pm 0.1V$ on forward voltage measurements.

Mechanical Dimensions



Figure 11. Mechanical dimensions for LUXEON 2835 Color Line.

Notes for Figure 11:

1. Drawings are not to scale.
2. All dimensions are in millimeters.
3. Tolerance of $\pm 0.1mm$.

Reflow Soldering Guidelines



Figure 12. Visualization of the acceptable reflow temperature profile as specified in Table 12.

Table 12. Reflow profile characteristics for LUXEON 2835 Color Line.

| PROFILE FEATURE | LEAD-FREE ASSEMBLY |
|---|----------------------|
| Preheat Minimum Temperature (T_{smin}) | 150°C |
| Preheat Maximum Temperature (T_{smax}) | 200°C |
| Preheat Time (t_{smin} to t_{smax}) | 60 to 120 seconds |
| Ramp-Up Rate (T_L to T_p) | 3°C / second maximum |
| Liquidus Temperature (T_L) | 217°C |
| Time Maintained Above Temperature T_L (t_L) | 10 to 30 seconds |
| Peak / Classification Temperature (T_p) | 260°C |
| Time Within 5°C of Actual Temperature (t_p) | 30 seconds |
| Ramp-Down Rate (T_p to T_L) | 6°C / second maximum |
| Time 25°C to Peak Temperature | 8 minutes maximum |

JEDEC Moisture Sensitivity

Table 13. Moisture sensitivity levels for LUXEON 2835 Color Line.

| LEVEL | FLOOR LIFE | | SOAK REQUIREMENTS STANDARD | |
|-------|------------|----------------|----------------------------|---------------|
| | TIME | CONDITIONS | TIME | CONDITIONS |
| 3 | 168 Hours | ≤30°C / 60% RH | 192 Hours +5 / -0 | 30°C / 60% RH |

Solder Pad Design

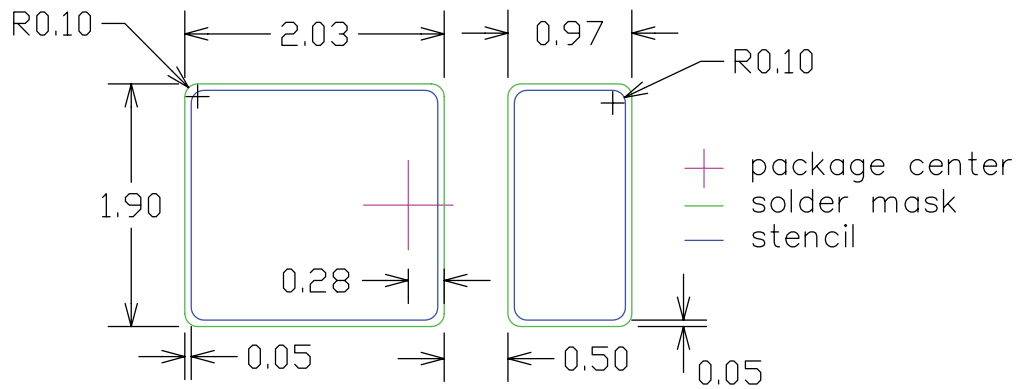


Figure 13. Recommended PCB solder pad layout for LUXEON 2835 Color Line.

Notes for Figure 13:

1. Drawings are not to scale.
2. All dimensions are in millimeters.

Packaging Information

Pocket Tape Dimensions

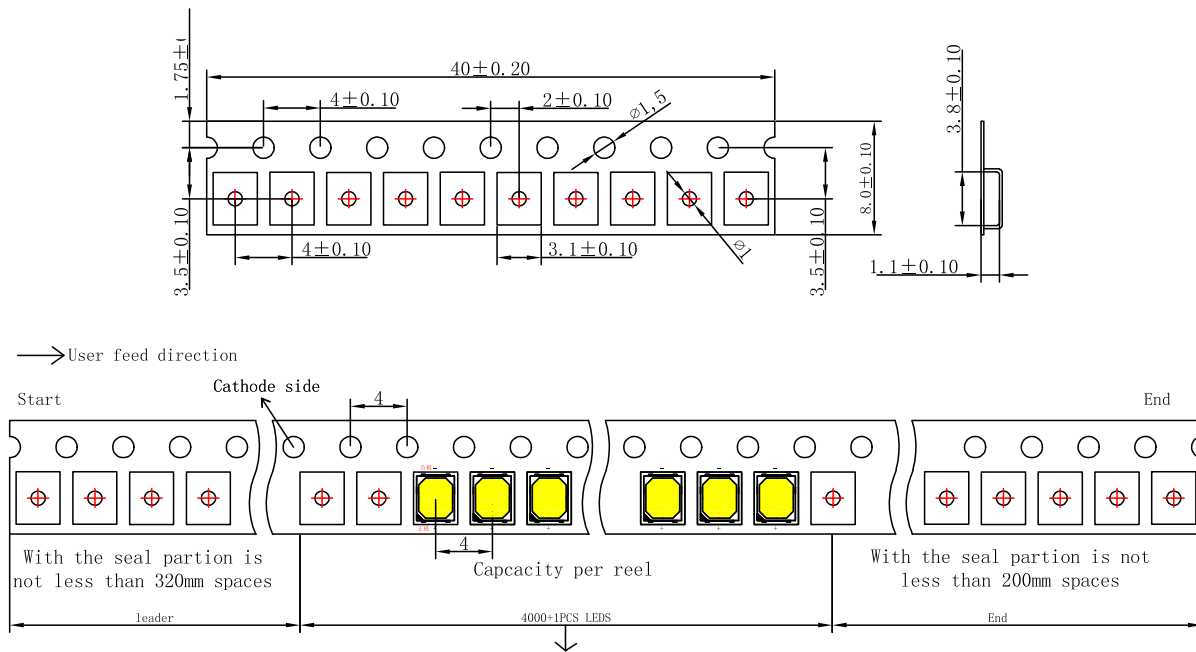


Figure 14. Pocket Tape dimensions for LUXEON 2835 Color Line.

Notes for Figure 14:

1. Drawings are not to scale.
2. All dimensions are in millimeters.
3. Empty components pockets sealed with top cover tape.

Reel Dimensions



Figure 15. Reel dimensions for LUXEON 2835 Color Line.

Notes for Figure 15:

1. Drawings are not to scale.
2. All dimensions are in millimeters.
3. Empty component pockets sealed with top cover tape.
4. 329mm reel — 5,000 pieces per reel.
5. Minimum packing quantity is 5,000 pieces.
6. The maximum number of consecutive missing LEDs is two.
7. In accordance with EIA-481-1-B specification.

About Lumileds

Companies developing automotive, mobile, IoT and illumination lighting applications need a partner who can collaborate with them to push the boundaries of light. With over 100 years of inventions and industry firsts, Lumileds is a global lighting solutions company that helps customers around the world deliver differentiated solutions to gain and maintain a competitive edge. As the inventor of Xenon technology, a pioneer in halogen lighting and the leader in high performance LEDs, Lumileds builds innovation, quality and reliability into its technology, products and every customer engagement. Together with its customers, Lumileds is making the world better, safer, more beautiful—with light.

To learn more about our lighting solutions, visit lumileds.com.



©2019 Lumileds Holding B.V. All rights reserved.
LUXEON is a registered trademark of the Lumileds Holding B.V. in the United States and other countries.

lumileds.com

Neither Lumileds Holding B.V. nor its affiliates shall be liable for any kind of loss of data or any other damages, direct, indirect or consequential, resulting from the use of the provided information and data. Although Lumileds Holding B.V. and/or its affiliates have attempted to provide the most accurate information and data, the materials and services information and data are provided "as is," and neither Lumileds Holding B.V. nor its affiliates warrants or guarantees the contents and correctness of the provided information and data. Lumileds Holding B.V. and its affiliates reserve the right to make changes without notice. You as user agree to this disclaimer and user agreement with the download or use of the provided materials, information and data. A listing of Lumileds product/patent coverage may be accessed at lumileds.com/patents.

Данный компонент на территории Российской Федерации

Вы можете приобрести в компании MosChip.

Для оперативного оформления запроса Вам необходимо перейти по данной ссылке:

<http://moschip.ru/get-element>

Вы можете разместить у нас заказ для любого Вашего проекта, будь то серийное производство или разработка единичного прибора.

В нашем ассортименте представлены ведущие мировые производители активных и пассивных электронных компонентов.

Нашей специализацией является поставка электронной компонентной базы двойного назначения, продукции таких производителей как XILINX, Intel (ex.ALTERA), Vicor, Microchip, Texas Instruments, Analog Devices, Mini-Circuits, Amphenol, Glenair.

Сотрудничество с глобальными дистрибьюторами электронных компонентов, предоставляет возможность заказывать и получать с международных складов практически любой перечень компонентов в оптимальные для Вас сроки.

На всех этапах разработки и производства наши партнеры могут получить квалифицированную поддержку опытных инженеров.

Система менеджмента качества компании отвечает требованиям в соответствии с ГОСТ Р ИСО 9001, ГОСТ РВ 0015-002 и ЭС РД 009

Офис по работе с юридическими лицами:

105318, г.Москва, ул.Щербаковская д.3, офис 1107, 1118, ДЦ «Щербаковский»

Телефон: +7 495 668-12-70 (многоканальный)

Факс: +7 495 668-12-70 (доб.304)

E-mail: info@moschip.ru

Skype отдела продаж:

moschip.ru

moschip.ru_4

moschip.ru_6

moschip.ru_9