

FOR BOARD-TO-CABLE CONNECTION

230 SERIES (FOR FLAT CABLE CONNECTION)

■ FEATURES

- Two 1.27 mm (0.050 in.) pitch flat cables can be used.
- 1.27 mm (0.05 in.) pitch contact arrangement in two rows and terminal arrangement in a four-row staggered array (2.54 mm × 1.905 mm) (0.100 × 0.075 in.) enable high-density mounting.
- The socket kit is comprised of two IDC sockets (body 1, body 2). After IDC termination, the bodies are "snapped" together to form one complete socket assembly.
- Connectors with 20 to 100 contacts are available.
- Latch mechanism provides easy disconnection.
- A clip-on key prevents incorrect insertion of a connector when two or more connectors with the same number of contacts are mounted on a PC board.



■ SPECIFICATIONS

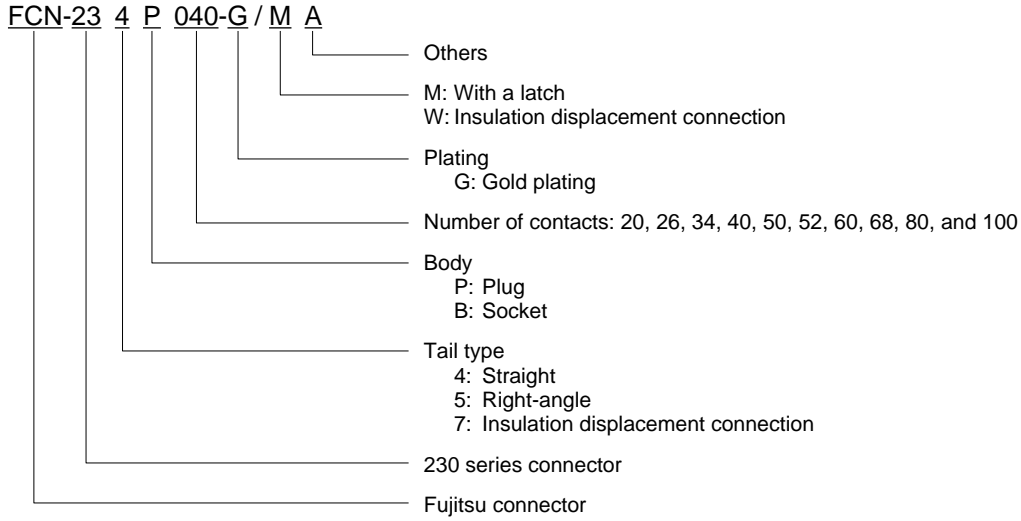
Item	Specifications
Operating temperature range	-55°C to +105°C
Current rating	DC 0.5 A
Voltage rating	AC 240 V
Contact resistance	30 mΩ max. (DC 6 V, 0.1A)
Insulation resistance	1000 MΩ min. (DC 500 V)
Dielectric withstand voltage	AC 750 V for 1 minute
Insertion force	3 kg max. (20 contacts)
Withdrawal force	0.4 kg min. (20 contacts)
Applicable wire	1.27 mm (0.050 in.) flat cable AWG #28 (stranded wire)

■ MATERIALS

Item	Materials	
Insulator	Polyester	
Conductor	Copper alloy	
Plating	Contact	Gold plating
	Terminal	Palladium plating

230 Series (For Flat Cable Connection)

ORDERING CODE



APPLICATIONS



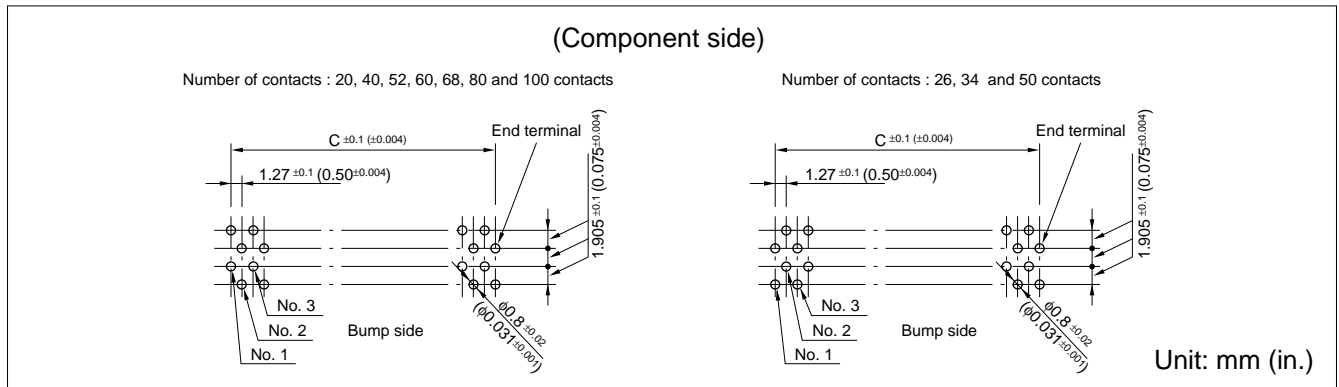
230 Series (For Flat Cable Connection)

STRAIGHT PLUG

■ DIMENSIONS



■ MOUNTING HOLE LAYOUT



■ PART NUMBERS AND DIMENSIONS

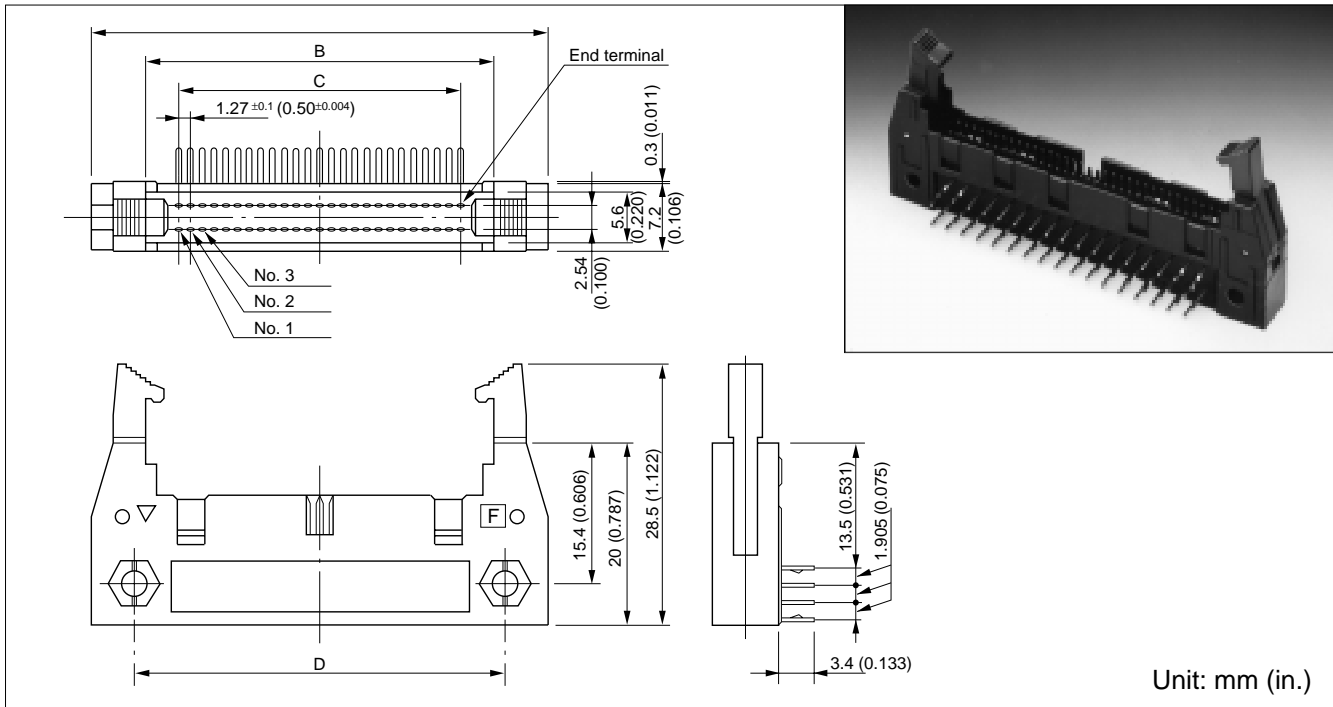
Number of contacts	Part number	Dimensions: mm (in.)		
		A	B	C
20	FCN-234P020-G/MA	30.40 (0.035)	18.77 (0.738)	11.43 (0.450)
26	FCN-234P026-G/MA	34.21 (1.346)	22.58 (0.888)	15.24 (0.600)
34	FCN-234P034-G/MA	39.29 (1.546)	27.66 (1.088)	20.32 (0.800)
40	FCN-234P040-G/MA	43.10 (1.656)	31.47 (1.238)	24.13 (0.950)
50	FCN-234P050-G/MA	49.45 (1.946)	37.82 (1.488)	30.48 (1.200)
52	FCN-234P052-G/MA	50.72 (1.996)	39.09 (1.538)	31.75 (1.250)
60	FCN-234P060-G/MA	55.80 (2.196)	44.17 (1.738)	36.83 (1.450)
68	FCN-234P068-G/MA	60.88 (2.396)	49.25 (1.938)	41.91 (1.650)
80	FCN-234P080-G/MA	68.50 (2.696)	56.87 (2.238)	49.53 (1.950)
100	FCN-234P100-G/MA	81.20 (3.196)	69.57 (2.738)	62.23 (2.450)

The connectors listed above have clinched retention tails. This series also includes connectors with tails which are not clinched for retention. Specify a part number by replacing -G/MA at the end with -G/MB.

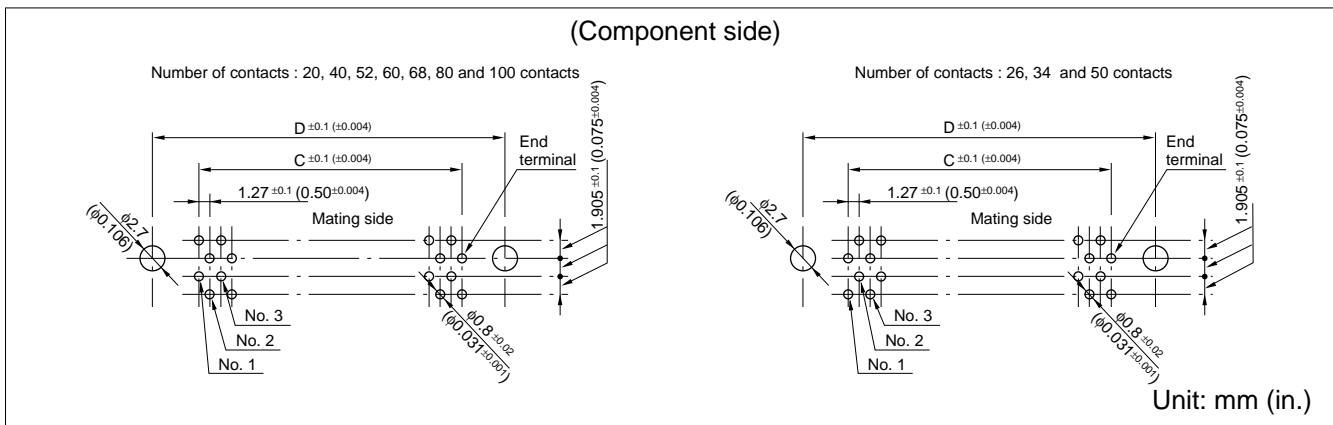
230 Series (For Flat Cable Connection)

RIGHT-ANGLE PLUG

■ DIMENSIONS



■ MOUNTING HOLE LAYOUT



■ PART NUMBERS AND DIMENSIONS

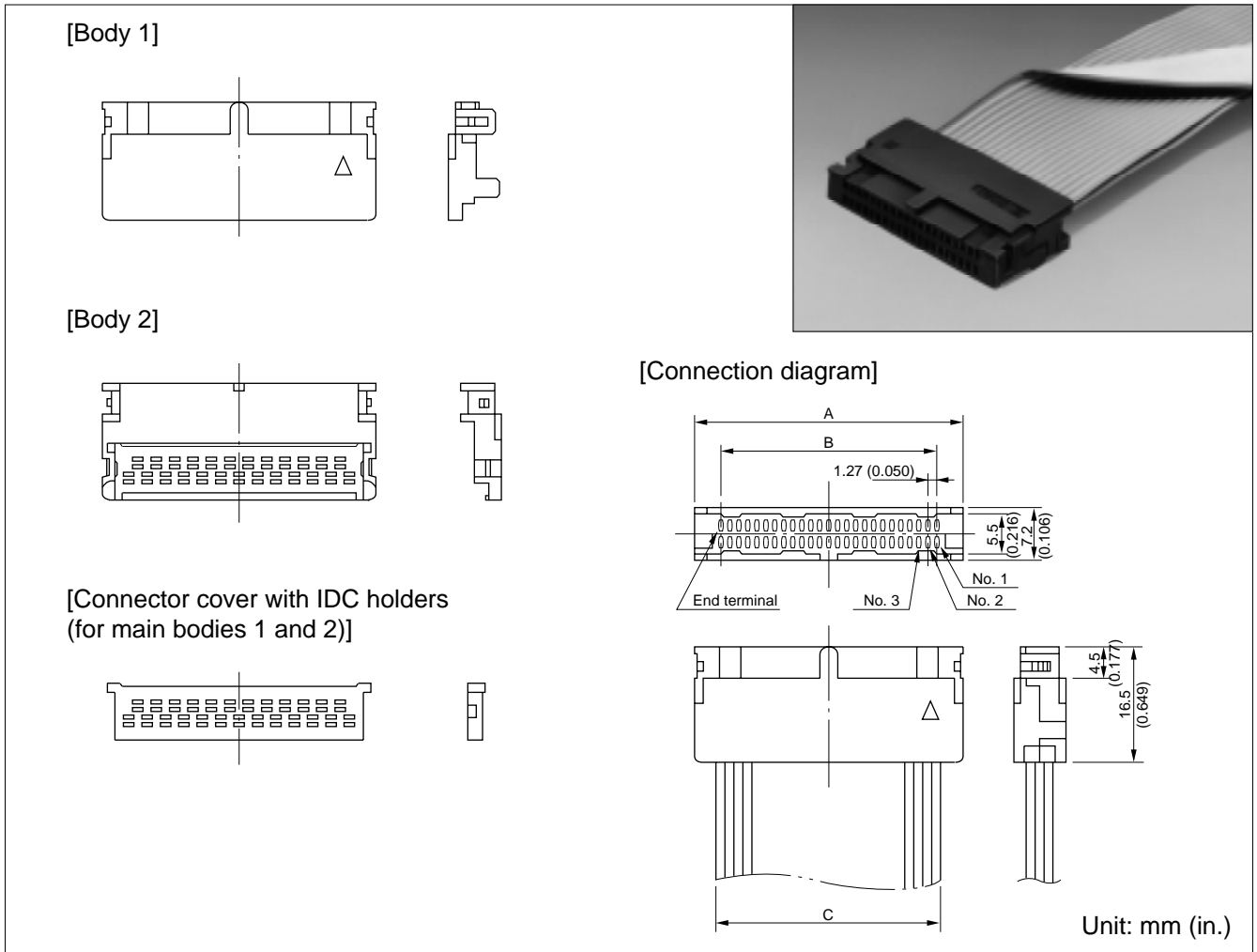
Number of contacts	Part number	Dimensions: mm (in.)			
		A	B	C	D
20	FCN-235P020-G/MA	30.40 (0.035)	18.77 (0.738)	11.43 (0.450)	21.59 (0.850)
26	FCN-235P026-G/MA	34.21 (1.346)	22.58 (0.888)	15.24 (0.600)	25.40 (1.000)
34	FCN-235P034-G/MA	39.29 (1.546)	27.66 (1.088)	20.32 (0.800)	30.48 (1.200)
40	FCN-235P040-G/MA	43.10 (1.656)	31.47 (1.238)	24.13 (0.950)	34.29 (1.350)
50	FCN-235P050-G/MA	49.45 (1.946)	37.82 (1.488)	30.48 (1.200)	40.64 (1.600)
52	FCN-235P052-G/MA	50.72 (1.996)	39.09 (1.538)	31.75 (1.250)	41.91 (1.650)
60	FCN-235P060-G/MA	55.80 (2.196)	44.17 (1.738)	36.83 (1.450)	46.99 (1.850)
68	FCN-235P068-G/MA	60.88 (2.396)	49.25 (1.938)	41.91 (1.650)	52.07 (2.050)
80	FCN-235P080-G/MA	68.50 (2.696)	56.87 (2.238)	49.53 (1.950)	59.69 (2.350)
100	FCN-235P100-G/MA	81.20 (3.196)	69.57 (2.738)	62.23 (2.450)	72.39 (2.850)

The connectors listed above have clinched retention tails. This series also includes connectors with tails which are not clinched for retention. Specify a part number by replacing -G/MA at the end with -G/MB.

230 Series (For Flat Cable Connection)

SOCKET

■ DIMENSIONS



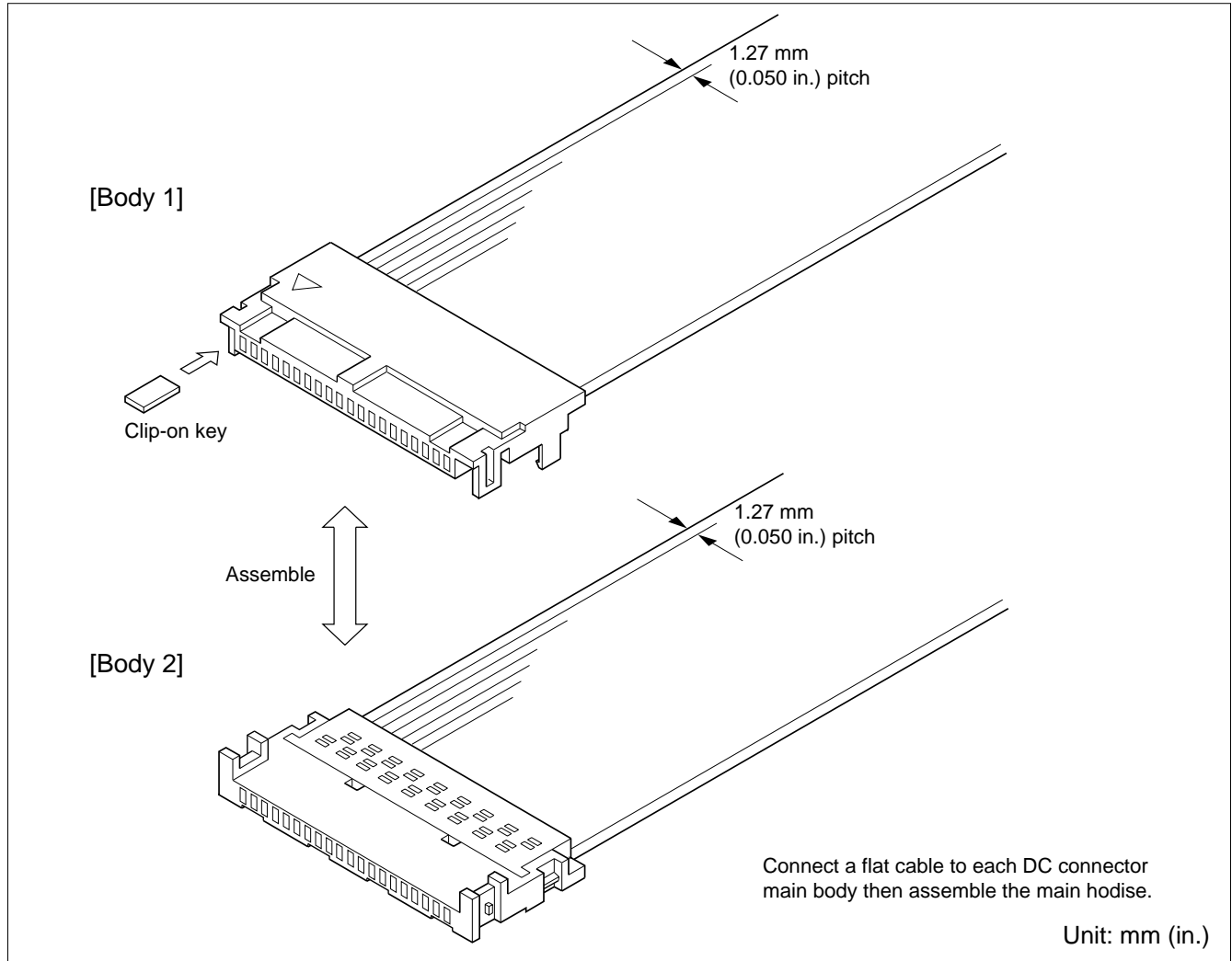
■ PART NUMBERS AND DIMENSIONS

Number of contacts	Part number	Dimensions: mm (in.)		
		A	B	C
20	FCN-237B020-G/W	18.57 (0.731)	11.43 (0.450)	12.70 (0.500)
26	FCN-237B026-G/W	22.38 (0.881)	15.24 (0.600)	16.51 (0.650)
34	FCN-237B034-G/W	27.46 (1.081)	20.32 (0.800)	21.59 (0.850)
40	FCN-237B040-G/W	31.27 (1.231)	24.13 (0.950)	25.40 (1.000)
50	FCN-237B050-G/W	37.62 (1.481)	30.48 (1.200)	31.75 (1.250)
52	FCN-237B052-G/W	38.89 (1.531)	31.75 (1.250)	33.02 (1.300)
60	FCN-237B060-G/W	43.97 (1.731)	36.83 (1.450)	38.10 (1.500)
68	FCN-237B068-G/W	49.05 (1.931)	41.91 (1.650)	43.18 (1.700)
80	FCN-237B080-G/W	56.67 (2.231)	49.53 (1.950)	50.80 (2.000)
100	FCN-237B100-G/W	69.37 (2.731)	62.23 (2.450)	63.50 (2.500)

See page 2-39 for IDC tools.

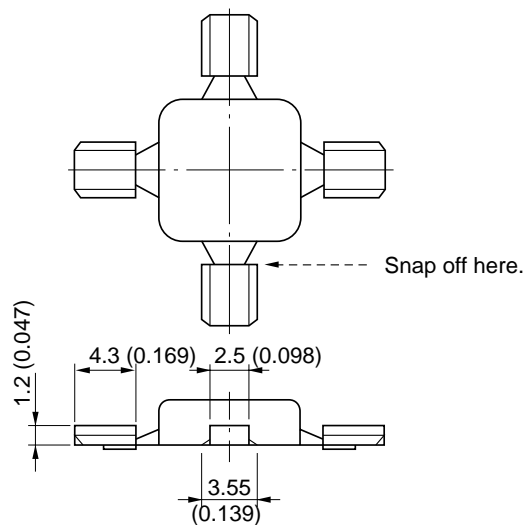
230 Series (For Flat Cable Connection)

■ HARNESS SHAPE



■ ACCESSORY

Clip-on keys
Part number: FCN-230A1



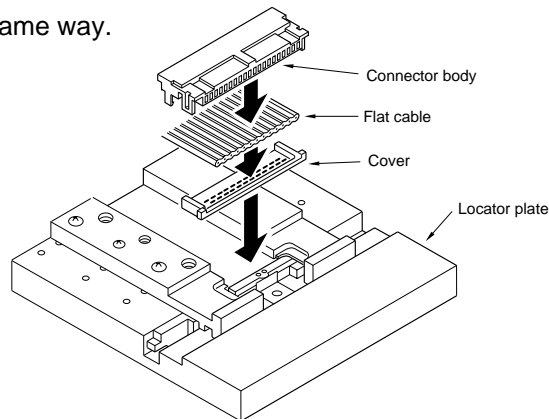
230 Series (For Flat Cable Connection)

IDC TOOLS



■ CONNECTION PROCEDURE (OUTLINE)

1. Cut the flat cable with the cable cutter (cut perpendicular to the cable in the same way as for conventional MIL types).
2. Position the cover, flat cable, and connector body on the locator plate, then make connection using the hand press.
3. Connect the other connector body in the same way.



4. Assemble the connector bodies.



230 Series (For Flat Cable Connection)

Fujitsu Components International Headquarter Offices

Japan

Fujitsu Component Limited
Gotanda-Chuo Building
3-5, Higashigotanda 2-chome, Shinagawa-ku
Tokyo 141-0022, Japan
Tel: (81-3) 5449-7010
Fax: (81-3) 5449-2626
Email: promothq@fcl.fujitsu.com
Web: www.fcl.fujitsu.com

North and South America

Fujitsu Components America, Inc.
250 E. Caribbean Drive
Sunnyvale, CA 94089 U.S.A.
Tel: (1-408) 745-4900
Fax: (1-408) 745-4970
Email: components@us.fujitsu.com
Web: <http://us.fujitsu.com/components>

Europe

Fujitsu Components Europe B.V.
Diamantlaan 25
2132 WV Hoofddorp
Netherlands
Tel: (31-23) 5560910
Fax: (31-23) 5560950
Email: info@fceu.fujitsu.com
Web: emea.fujitsu.com/components

Asia Pacific

Fujitsu Components Asia Ltd.
102E Pasir Panjang Road
#01-01 Citilink Warehouse Complex
Singapore 118529
Tel: (65) 6375-8560
Fax: (65) 6273-3021
Email: fcal@fcal.fujitsu.com
www.fcal.fujitsu.com

© 2007 Fujitsu Components America, Inc. All rights reserved. All trademarks or registered trademarks are the property of their respective owners. Fujitsu Components America, Inc. or its affiliates do not warrant that the content of the datasheet is error free. In a continuing effort to improve our products, Fujitsu Components America, Inc. or its affiliates reserve the right to change specifications/datasheets without prior notice. Rev. November 2, 2007.

Данный компонент на территории Российской Федерации

Вы можете приобрести в компании MosChip.

Для оперативного оформления запроса Вам необходимо перейти по данной ссылке:

<http://moschip.ru/get-element>

Вы можете разместить у нас заказ для любого Вашего проекта, будь то серийное производство или разработка единичного прибора.

В нашем ассортименте представлены ведущие мировые производители активных и пассивных электронных компонентов.

Нашей специализацией является поставка электронной компонентной базы двойного назначения, продукции таких производителей как XILINX, Intel (ex.ALTERA), Vicor, Microchip, Texas Instruments, Analog Devices, Mini-Circuits, Amphenol, Glenair.

Сотрудничество с глобальными дистрибьюторами электронных компонентов, предоставляет возможность заказывать и получать с международных складов практически любой перечень компонентов в оптимальные для Вас сроки.

На всех этапах разработки и производства наши партнеры могут получить квалифицированную поддержку опытных инженеров.

Система менеджмента качества компании отвечает требованиям в соответствии с ГОСТ Р ИСО 9001, ГОСТ РВ 0015-002 и ЭС РД 009

Офис по работе с юридическими лицами:

105318, г.Москва, ул.Щербаковская д.3, офис 1107, 1118, ДЦ «Щербаковский»

Телефон: +7 495 668-12-70 (многоканальный)

Факс: +7 495 668-12-70 (доб.304)

E-mail: info@moschip.ru

Skype отдела продаж:

moschip.ru

moschip.ru_4

moschip.ru_6

moschip.ru_9