

*RoHS COMPLIANT



BOURNS®

Features

- Carbon element
- Insulated shaft
- Snap-in clip
- Center detent
- Center tap option
- Assorted pin layouts
- Dual gang option
- Various taper options

PTV/PTT Series - 12 mm Potentiometer

Electrical Characteristics

Taper..... Linear, audio
 Standard Resistance Range 1 K ohms to 1 M ohms
 Standard Resistance Tolerance.....±20 %
 Residual Resistance..... 1 % max.

Environmental Characteristics

Operating Temperature -10 °C to +50 °C
 Power Rating 0.05 Watt
 Maximum Operating Voltage 50 V AC, 20 V DC
 Sliding Noise 100 mV max.

Mechanical Characteristics

Mechanical Angle 300 ° ±5 °
 Rotational Torque 20 to 200 g-cm
 Detent Torque 30 to 300 g-cm
 Stop Strength
 no bushing 3 kg-cm min.
 with bushing..... 3 kg-cm min.
 Rotational Life 15,000 cycles
 Soldering Condition
300 °C max. within 3 seconds
 Hardware One flat washer and mounting nut supplied per potentiometer with bushing

Electrical Diagrams

MODEL PTV 111



MODEL PTV 112



MODEL PTT 111

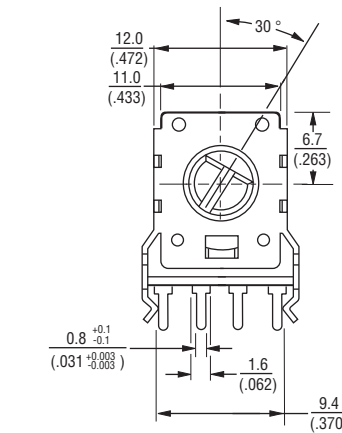
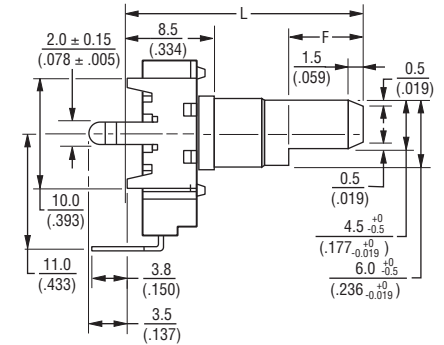


Product Dimensions

PTV111-2

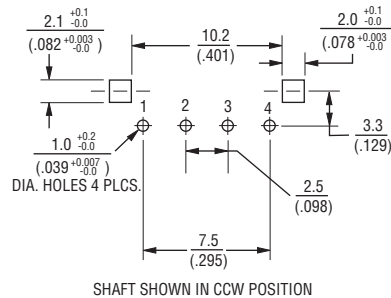


PTV111-4

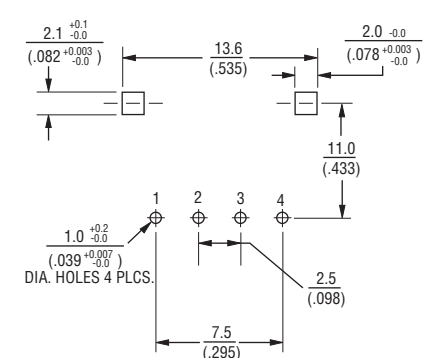


TERMINAL DETAIL

RECOMMENDED PCB LAYOUT



RECOMMENDED PCB LAYOUT



Dimensions Without Bushing

L	15 (.591)	20 (.787)	22.5 (.886)	25 (.984)	27.5 (1.083)
F	4.5 (.177)	7 (.276)	7 (.276)	12 (.472)	12 (.472)

DIMENSIONS: $\frac{MM}{(INCHES)}$

*RoHS Directive 2002/95/EC Jan. 27, 2003 including annex and RoHS Recast 2011/65/EU June 8, 2011. Specifications are subject to change without notice. The device characteristics and parameters in this data sheet can and do vary in different applications and actual device performance may vary over time. Users should verify actual device performance in their specific applications.

Applications

- Audio/TV sets
- Car radio
- Amplifiers/mixers/drum machines/synthesizers
- PCs/monitors
- Appliances

PTV/PTT Series - 12 mm Potentiometer

BOURNS®

Product Dimensions

PTV111-1



RECOMMENDED PCB LAYOUT



PTV111-3



RECOMMENDED PCB LAYOUT



PTV112-4 DUAL GANG



RECOMMENDED PCB LAYOUT



Dimensions Without Bushing

L	12.5 (.492)	15 (.591)	17.5 (.689)	20 (.787)
F	7 (.276)	7 (.276)	12 (.472)	12 (.472)

DIMENSIONS: $\frac{\text{MM}}{\text{(INCHES)}}$

Specifications are subject to change without notice.

The device characteristics and parameters in this data sheet can and do vary in different applications and actual device performance may vary over time. Users should verify actual device performance in their specific applications.

PTV/PTT Series - 12 mm Potentiometer

BOURNS®

How To Order

PTV111 - 2 4 20 A - A1 104

Model

(See Diagrams)

- PTV111 Standard
- PTT111 With Tap
- PTV112 Dual Gang

Pin Style

PC Pins vertical/
Down Facing:

- 1 = With Bushing
- 2 = No Bushing

PC Pins horizontal/
Rear Facing:

- 3 = With Bushing
- 4 = No Bushing

Center Detent Option

- 4 = No Detent
- 2 = Center Detent

Standard Shaft Length

- 12 = 12.5 mm*
- 15 = 15 mm
- 17 = 17.5 mm*
- 20 = 20 mm
- 22 = 22.5 mm**
- 25 = 25 mm**
- 27 = 27.5 mm**

Shaft Styles

- A = Flat Type Insulated Shaft

Resistance Taper (See Taper Chart)

Taper Series followed by Curve Number

Resistance Code (See Table)

Other styles available.

* Available with Pin Styles 1 & 3 only.

** Available with Pin Styles 2 & 4 only.

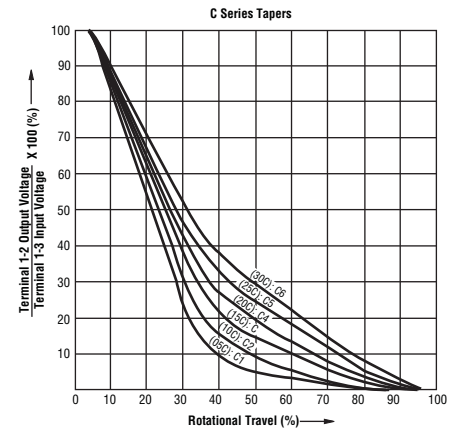
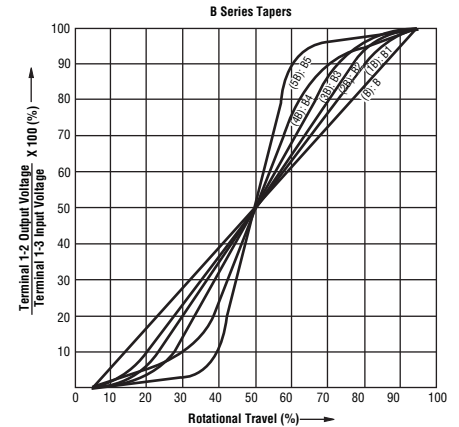
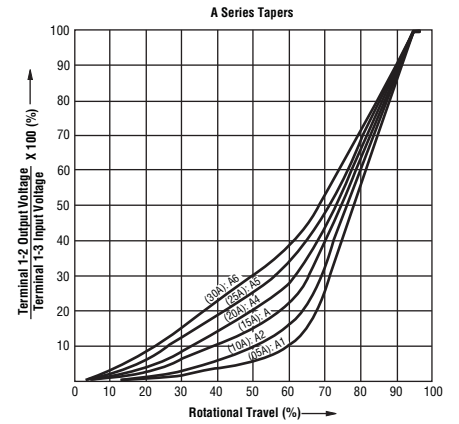
Standard Resistance Table

Resistance (Ohms)	Resistance Code
1,000	102
2,000	202
5,000	502
10,000	103
20,000	203
50,000	503
100,000	104
200,000	204
500,000	504
1,000,000	105

Derating Curve



Tapers



REV. 07/15

Specifications are subject to change without notice.

The device characteristics and parameters in this data sheet can and do vary in different applications and actual device performance may vary over time.

Users should verify actual device performance in their specific applications.

Данный компонент на территории Российской Федерации

Вы можете приобрести в компании MosChip.

Для оперативного оформления запроса Вам необходимо перейти по данной ссылке:

<http://moschip.ru/get-element>

Вы можете разместить у нас заказ для любого Вашего проекта, будь то серийное производство или разработка единичного прибора.

В нашем ассортименте представлены ведущие мировые производители активных и пассивных электронных компонентов.

Нашей специализацией является поставка электронной компонентной базы двойного назначения, продукции таких производителей как XILINX, Intel (ex.ALTERA), Vicor, Microchip, Texas Instruments, Analog Devices, Mini-Circuits, Amphenol, Glenair.

Сотрудничество с глобальными дистрибьюторами электронных компонентов, предоставляет возможность заказывать и получать с международных складов практически любой перечень компонентов в оптимальные для Вас сроки.

На всех этапах разработки и производства наши партнеры могут получить квалифицированную поддержку опытных инженеров.

Система менеджмента качества компании отвечает требованиям в соответствии с ГОСТ Р ИСО 9001, ГОСТ РВ 0015-002 и ЭС РД 009

Офис по работе с юридическими лицами:

105318, г.Москва, ул.Щербаковская д.3, офис 1107, 1118, ДЦ «Щербаковский»

Телефон: +7 495 668-12-70 (многоканальный)

Факс: +7 495 668-12-70 (доб.304)

E-mail: info@moschip.ru

Skype отдела продаж:

moschip.ru

moschip.ru_4

moschip.ru_6

moschip.ru_9