

FEATURES

- For use in cable-to-cable and cable-to-panel applications.
- Designed for medium duty.
- Plug prongs are .250" (6.35mm) wide and .055" (1.40mm) thick.
- Socket contacts have solder eyelet contacts of .093" diameters.
- Polarized to prevent wrong-way insertion.
- Plugs have projecting flat blades, sockets have recessed twin bellows.
- Cable clamps of zinc and clear irridite-plated steel are used for strain relief.
- Bifurcated bellows socket contact provides four individual flexing surfaces for maximum contact with the blade.
- Plugs and sockets have recessed pockets with barriers around the contacts.
- A shoulder extends around the face (mating) side of both plug and socket presenting a finished appearance when mounted in bracket or cap.
- Intermates with existing 400 Series Products on the market.
- UL Recognized - file - E17021B (UL1977) E130965 (1863).
- CSA - LR31996-2.
- Panel cutout dimensions (See page 2-57).

MATERIALS

**Insulation Material:** Molded monoblock, general purpose phenolic, black

**Contact Material:** Plug: Brass  
Socket: Phosphor bronze

**Contact Plating:** Cadmium

**Operating Temperature:** Up to +105°C

**Hood Material:** Formed metal with dielectric liner in hood to prevent shorting

ELECTRICAL

**Operating Voltage:** 250 VAC RMS  
**Current Rating:** 15 Amps  
**Current Resistance:** 1.0 Milliohms maximum

POLARIZING PATTERNS FOR SERIES 2400



2402



2404



2406



2408



2410



2412

**2400 Series Less Angle Bracket**

| No. of Contacts | Catalog No. Plug | Catalog No. Socket |
|-----------------|------------------|--------------------|
| 2               | N/A              | S-2402-LAB         |
| 4               | P-2404-LAB       | S-2404-LAB         |
| 6               | P-2406-LAB       | S-2406-LAB         |
| 8               | P-2408-LAB       | S-2408-LAB         |
| 10              | P-2410-LAB       | S-2410-LAB         |
| 12              | P-2412-LAB       | S-2412-LAB         |



**Plug**



**Socket**



**Dimensions - Plug or Socket**

| No. of Contacts | M     |       | L     |       |
|-----------------|-------|-------|-------|-------|
|                 | in    | mm    | in    | mm    |
| 2               | .563  | 14.29 | .656  | 16.67 |
| 4               | 1.000 | 25.40 | 1.094 | 27.78 |
| 6               | 1.438 | 36.51 | 1.531 | 38.89 |
| 8               | 1.875 | 47.63 | 1.969 | 50.01 |
| 10              | 2.313 | 58.74 | 2.406 | 61.12 |
| 12              | 2.750 | 69.85 | 1.844 | 46.83 |

Marketed exclusively through distribution.

**Jones  
Plugs/Sockets  
Series 2400**

Multiple Density  
Solder Eyelet  
With Angle Bracket



2400 Series with Angle Bracket

| No. of Contacts | Catalog No. Plug | Catalog No. Socket |
|-----------------|------------------|--------------------|
| 2               | N/A              | S-2402-AB          |
| 4               | P-2404-AB        | S-2404-AB          |
| 6               | P-2406-AB        | S-2406-AB          |
| 8               | P-2408-AB        | S-2408-AB          |
| 10              | P-2410-AB        | S-2410-AB          |
| 12              | P-2412-AB        | S-2412-AB          |



Plug



Socket



Dimensions - Plug or Socket

| No. of Contacts | M     |       | L     |       |
|-----------------|-------|-------|-------|-------|
|                 | in    | mm    | in    | mm    |
| 2               | .563  | 14.29 | .656  | 16.67 |
| 4               | 1.000 | 25.40 | 1.094 | 27.78 |
| 6               | 1.438 | 36.51 | 1.531 | 38.89 |
| 8               | 1.875 | 47.63 | 1.969 | 50.01 |
| 10              | 2.313 | 58.74 | 2.406 | 61.12 |
| 12              | 2.750 | 69.85 | 2.844 | 72.24 |

Panel Cutout dimensions are on page 2-61.

Marketed exclusively through distribution.

**2400 Series with Shallow Bracket**

| No. of Contacts | Catalog No. Plug | Catalog No. Socket |
|-----------------|------------------|--------------------|
| 2               | N/A              | S-2402-SB          |
| 4               | P-2404-SB        | S-2404-SB          |
| 6               | P-2406-SB        | S-2406-SB          |
| 8               | P-2408-SB        | S-2408-SB          |
| 10              | P-2410-SB        | S-2410-SB          |
| 12              | P-2412-SB        | S-2412-SB          |

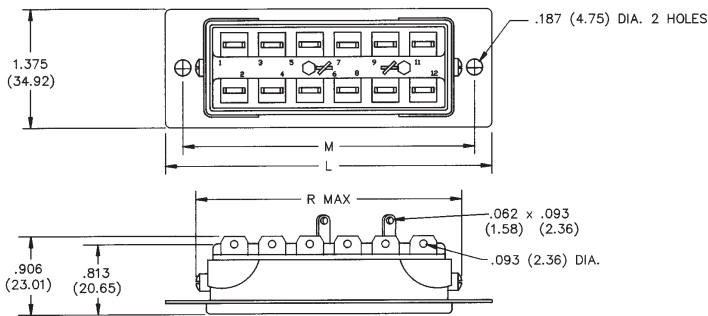


2

**Plug**



**Socket**



**Dimensions - Plug or Socket**

| No. of Contacts | L     |       | M     |       | R. Max. |       |
|-----------------|-------|-------|-------|-------|---------|-------|
|                 | in    | mm    | in    | mm    | in      | mm    |
| 2               | 1.500 | 38.10 | 1.062 | 26.99 | 1.766   | 19.45 |
| 4               | 1.937 | 49.21 | 1.500 | 38.10 | 1.234   | 31.34 |
| 6               | 2.375 | 60.33 | 1.938 | 49.23 | 1.672   | 42.47 |
| 8               | 2.813 | 71.45 | 2.375 | 60.33 | 2.109   | 53.57 |
| 10              | 3.250 | 82.55 | 2.813 | 71.45 | 2.547   | 64.69 |
| 12              | 3.688 | 93.68 | 3.250 | 82.55 | 2.984   | 75.80 |

Panel Cutout dimensions are on page 2-61.

Marketed exclusively through distribution.

2400 Series with Deep Bracket

| No. of Contacts | Catalog No. Plug | Catalog No. Socket |
|-----------------|------------------|--------------------|
| 2               | N/A              | S-2402-DB          |
| 4               | P-2404-DB        | S-2404-DB          |
| 6               | P-2406-DB        | S-2406-DB          |
| 8               | P-2408-DB        | S-2408-DB          |
| 10              | P-2410-DB        | S-2410-DB          |
| 12              | P-2412-DB        | S-2412-DB          |



Plug

Socket

Plug or Socket



Dimensions - Plug or Socket

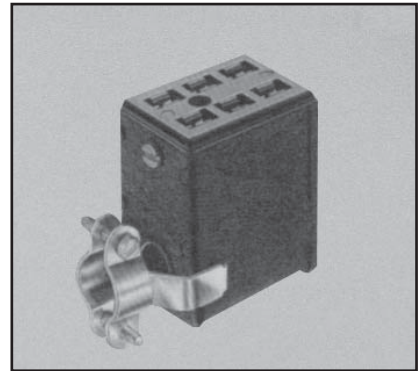

| No. of Contacts | B     |       | L     |        | M     |       |
|-----------------|-------|-------|-------|--------|-------|-------|
|                 | in    | mm    | in    | mm     | in    | mm    |
| 2               | .922  | 23.42 | 1.750 | 44.45  | 1.313 | 33.35 |
| 4               | 1.359 | 34.53 | 2.188 | 55.58  | 1.750 | 44.45 |
| 6               | 1.797 | 45.64 | 2.625 | 57.53  | 2.188 | 55.58 |
| 8               | 2.234 | 56.74 | 3.063 | 77.79  | 2.625 | 66.68 |
| 10              | 2.672 | 67.87 | 3.500 | 88.90  | 3.063 | 77.80 |
| 12              | 3.109 | 78.97 | 3.938 | 100.03 | 3.500 | 88.90 |

Panel Cutout dimensions are on page 2-61.

Marketed exclusively through distribution.

**2400 Series with Hood and 90° Clamp**

| No. of Contacts | Catalog No. Plug | Catalog No. Socket |
|-----------------|------------------|--------------------|
| 2               | N/A              | S-2402-CCE         |
| 4               | P-2404-CCE       | S-2404-CCE         |
| 6               | P-2406-CCE       | S-2406-CCE         |
| 8               | P-2408-CCE       | S-2408-CCE         |
| 10              | P-2410-CCE       | S-2410-CCE         |
| 12              | P-2412-CCE       | S-2412-CCE         |



**Plug**



**Socket**



**Dimensions - Plug or Socket**

| No. of Contacts | L     |       | C     |       | Cable Opening |       |
|-----------------|-------|-------|-------|-------|---------------|-------|
|                 | in    | mm    | in    | mm    | in            | mm    |
| 2               | .625  | 15.88 | 1.375 | 34.93 | .375          | 9.53  |
| 4               | 1.062 | 26.99 | 1.375 | 34.93 | .438          | 11.11 |
| 6               | 1.500 | 38.10 | 1.375 | 34.93 | .438          | 11.11 |
| 8               | 1.937 | 49.21 | 1.344 | 34.13 | .563          | 14.29 |
| 10              | 2.375 | 60.33 | 1.344 | 34.13 | .563          | 14.29 |
| 12              | 2.813 | 71.45 | 1.312 | 33.34 | .625          | 15.88 |

Marketed exclusively through distribution.

2400 Series with Hood and 180° Clamp

| No. of Contacts | Catalog No. Plug | Catalog No. Socket |
|-----------------|------------------|--------------------|
| 2               | N/A              | S-2402-CCT         |
| 4               | P-2404-CCT       | S-2404-CCT         |
| 6               | P-2406-CCT       | S-2406-CCT         |
| 8               | P-2408-CCT       | S-2408-CCT         |
| 10              | P-2410-CCT       | S-2410-CCT         |
| 12              | P-2412-CCT       | S-2412-CCT         |



**Plug**



**Socket**



**Dimensions - Plug or Socket**

| No. of Contacts | L     |       | Cable Opening |       |
|-----------------|-------|-------|---------------|-------|
|                 | in    | mm    | in            | mm    |
| 2               | .625  | 15.88 | .313          | 7.94  |
| 4               | 1.062 | 26.99 | .438          | 11.11 |
| 6               | 1.500 | 38.10 | .438          | 11.11 |
| 8               | 1.937 | 49.21 | .563          | 14.29 |
| 10              | 2.375 | 60.33 | .563          | 14.29 |
| 12              | 2.813 | 71.45 | .625          | 15.88 |

Marketed exclusively through distribution.

**Panel Cutout Dimensions  
Angle Bracket**

| Reference | A     |       | B     |       | C     |       |
|-----------|-------|-------|-------|-------|-------|-------|
|           | in    | mm    | in    | mm    | in    | mm    |
| P-2402-AB | --    | --    | --    | --    | --    | --    |
| S-2402-AB | 1.188 | 30.16 | 1.008 | 25.60 | 1.015 | 25.78 |
| P-2404-AB | --    | --    | --    | --    | --    | --    |
| S-2404-AB | 1.625 | 41.28 | 1.445 | 36.70 | 1.015 | 25.78 |
| P-2406-AB | --    | --    | --    | --    | --    | --    |
| S-2406-AB | 2.063 | 52.40 | 1.886 | 47.83 | 1.015 | 25.78 |
| P-2408-AB | --    | --    | --    | --    | --    | --    |
| S-2408-AB | 2.500 | 63.50 | 2.320 | 58.93 | 1.015 | 25.78 |
| P-2410-AB | --    | --    | --    | --    | --    | --    |
| S-2410-AB | 2.938 | 74.63 | 2.758 | 70.05 | 1.015 | 25.78 |
| P-2412-AB | --    | --    | --    | --    | --    | --    |
| S-2412-AB | 3.375 | 85.73 | 3.195 | 81.15 | 1.015 | 25.78 |



**Panel Cutout Dimensions  
Shallow Bracket**

| Reference | A     |       | B     |       | C     |       |
|-----------|-------|-------|-------|-------|-------|-------|
|           | in    | mm    | in    | mm    | in    | mm    |
| P-2402-SB | --    | --    | --    | --    | --    | --    |
| S-2402-SB | 1.062 | 27.00 | .813  | 20.64 | 1.156 | 29.37 |
| P-2404-SB | --    | --    | --    | --    | --    | --    |
| S-2404-SB | 1.500 | 38.10 | 1.250 | 31.75 | 1.156 | 29.37 |
| P-2406-SB | --    | --    | --    | --    | --    | --    |
| S-2406-SB | 1.938 | 49.22 | 1.688 | 42.86 | 1.156 | 29.37 |
| P-2408-SB | --    | --    | --    | --    | --    | --    |
| S-2408-SB | 2.376 | 60.34 | 2.125 | 53.98 | 1.156 | 29.37 |
| P-2410-SB | --    | --    | --    | --    | --    | --    |
| S-2410-SB | 2.812 | 71.44 | 2.563 | 65.10 | 1.156 | 29.37 |
| P-2412-SB | --    | --    | --    | --    | --    | --    |
| S-2412-SB | 3.250 | 82.56 | 3.000 | 76.20 | 1.156 | 29.37 |



**Panel Cutout Dimensions  
Deep Bracket**

| Reference | A     |       | B     |       | C     |       |
|-----------|-------|-------|-------|-------|-------|-------|
|           | in    | mm    | in    | mm    | in    | mm    |
| P-2402-DB | --    | --    | --    | --    | --    | --    |
| S-2402-DB | 1.312 | 33.34 | .938  | 23.81 | 1.438 | 36.51 |
| P-2404-DB | --    | --    | --    | --    | --    | --    |
| S-2404-DB | 1.750 | 44.46 | 1.375 | 34.93 | 1.438 | 36.51 |
| P-2406-DB | --    | --    | --    | --    | --    | --    |
| S-2406-DB | 2.188 | 55.56 | 1.813 | 46.04 | 1.438 | 36.51 |
| P-2408-DB | --    | --    | --    | --    | --    | --    |
| S-2408-DB | 2.624 | 66.68 | 2.250 | 57.15 | 1.438 | 36.51 |
| P-2410-DB | --    | --    | --    | --    | --    | --    |
| S-2410-DB | 3.062 | 77.80 | 2.688 | 68.28 | 1.438 | 36.51 |
| P-2412-DB | --    | --    | --    | --    | --    | --    |
| S-2412-DB | 3.500 | 88.90 | 3.125 | 79.38 | 1.438 | 36.51 |



Marketed exclusively through distribution.



## Данный компонент на территории Российской Федерации

### Вы можете приобрести в компании MosChip.

Для оперативного оформления запроса Вам необходимо перейти по данной ссылке:

<http://moschip.ru/get-element>

Вы можете разместить у нас заказ для любого Вашего проекта, будь то серийное производство или разработка единичного прибора.

В нашем ассортименте представлены ведущие мировые производители активных и пассивных электронных компонентов.

Нашей специализацией является поставка электронной компонентной базы двойного назначения, продукции таких производителей как XILINX, Intel (ex.ALTERA), Vicor, Microchip, Texas Instruments, Analog Devices, Mini-Circuits, Amphenol, Glenair.

Сотрудничество с глобальными дистрибьюторами электронных компонентов, предоставляет возможность заказывать и получать с международных складов практически любой перечень компонентов в оптимальные для Вас сроки.

На всех этапах разработки и производства наши партнеры могут получить квалифицированную поддержку опытных инженеров.

Система менеджмента качества компании отвечает требованиям в соответствии с ГОСТ Р ИСО 9001, ГОСТ РВ 0015-002 и ЭС РД 009

### Офис по работе с юридическими лицами:

105318, г.Москва, ул.Щербаковская д.3, офис 1107, 1118, ДЦ «Щербаковский»

Телефон: +7 495 668-12-70 (многоканальный)

Факс: +7 495 668-12-70 (доб.304)

E-mail: [info@moschip.ru](mailto:info@moschip.ru)

Skype отдела продаж:

moschip.ru

moschip.ru\_4

moschip.ru\_6

moschip.ru\_9