

Features

Switching Regulator

- Efficiency up to 96%, no need for heatsinks!
- Build-in Diode Protection Circuit
- Low Profile (LxWxH= 11.5 x 8.5 x 17.5mm)
- Wide Input Range: 85-305VAC
- Short Circuit Protection
- RoHS compliant
- IEC/EN-60950 Certified

RECOM
DC/DC Converter

R-78W-05

0.5 AMP
SIP3
Single Output



Description

The R-78W series offers wired 0.5A switching regulators which are ideally suited to offer a stable voltage supply without the need for a PCB for applications like high power LED lighting, battery powered systems, cooling systems, or fans. Due to the high efficiencies of up to 96% there is no need for a heat sink. The compact modules feature fully protected outputs and draw only 1mA under no load conditions.

Selection Guide

Part Number	Input Voltage Range (V)	Output Voltage (VDC)	Output Current (mA)	Efficiency min. (%)	Max. Capacitive Load ⁽¹⁾ (µF)
R-78W3.3-05	4.75 - 32	3.3	500	90	220
R-78W5.0-05	6.5 - 32	5.0	500	93	220
R-78W9.0-0.5	11 - 32	9.0	500	95	220
R-78W12-0.5	15 - 32	12.0	500	96	220

Notes:

Note1: 6800µF with <1sec start-up time



Specifications (measured at TA= 25°C, full load and after warm-up)

BASIC CHARACTERISTICS				
Parameter	Condition	Min.	Typ.	Max.
Input Voltage Range		see Selection Guide		
Output Current ⁽²⁾		6mA		500mA
Quiescent Current	0% Load		5mA	7mA
Switching Frequency		280kHz	330kHz	380kHz
Efficiency		see Selection Guide		
Internal Power Dissipation				0.4W
Output Ripple and Noise	20MHz BW limited		50mVp-p	75mVp-p

Notes:
Note2: Operation under no load will not damage the device, however they may not meet all specifications. A minimum load of 6mA is recommended.

REGULATIONS			
Parameter	Condition	Type	Value
Output Voltage Accuracy		all models	±2% typ. / ±3% max.
Line Voltage Regulation	low line to high line, full load	3.3V, 5V 9V, 12V	±0.2% typ. / ±0.4% typ. ±0.1% typ. / ±0.2% typ.
Load Voltage Regulation	10% to 100% load	3.3V, 5V 9V, 12V	±0.4% typ. / ±0.6% typ. ±0.25% typ. / ±0.4% typ.
Transient Response ⁽³⁾	50% - 100% Load, ΔI _o /Δt 25mA/µs 10% - 100% Load, ΔI _o /Δt 25mA/µs	all models	±75mV typ. ±100mV max.

Notes:
Note3: The R-78W3.3-0.5 requires Vin>5.5V to meet the Dynamic Load Stability Specification.

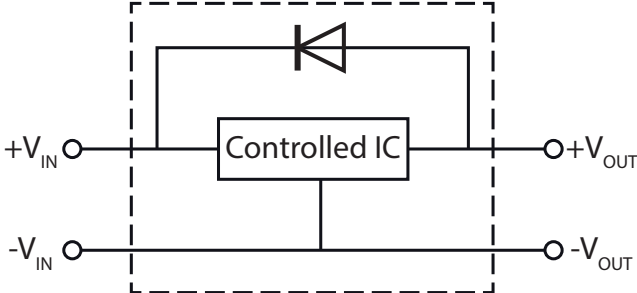
Any data referred to in this datasheet are of indicative nature and based on our practical experience only. For further details, please refer to Application Notes

Refer to Applications Notes

Specifications (measured at $T_A = 25^\circ\text{C}$, full load and after warm-up)

PROTECTIONS		
Parameter	Type	Value
Short Circuit Protection (SCP)		continuous, automatic recovery
Over Temperature Protection (OTP)	IC internal junction	+160°C

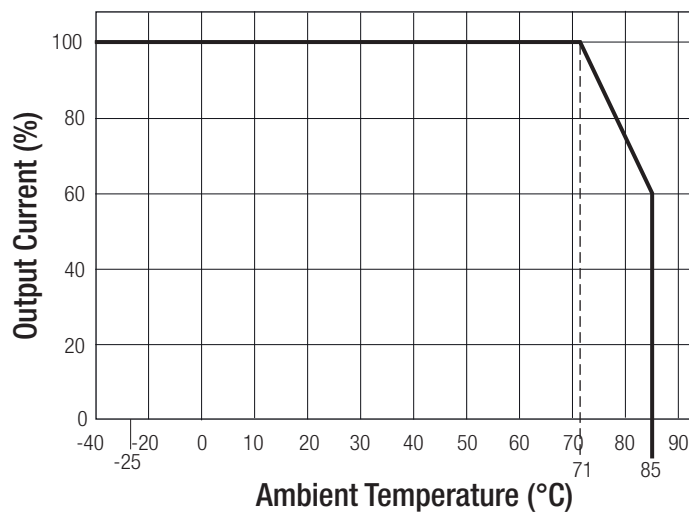
Reverse Current Protection:



An internal blocking diode can prevent reverse current flow backwards into the output, as this can damage the converter when it is powered down.

ENVIRONMENTAL		
Parameter	Condition	Value
Operating Temperature Range	with derating	-40°C to +85°C
Maximum Case Temperature		+100°C
Storage Temperature Range		-55°C to +125°C
Temperature Coefficient	-40°C to +85°C ambient	0.015%/°C
Thermal Impedance	surface of case	70°C/W typ.
Humidity	non-condensing	95%, RH max.
MTBF		9368 x 10 ³ hours

Derating Graph



SAFETY AND CERTIFICATIONS		
Certificate Type	Report / File Number	Standard
IEC General Safety	SPCLVD1407030-1	IEC-60950-1, 2nd Edition
EN General Safety	SPCLVD1407030-1	EN-60950-1, 3rd Edition

Specifications (measured at $T_A=25^\circ\text{C}$, full load and after warm-up)

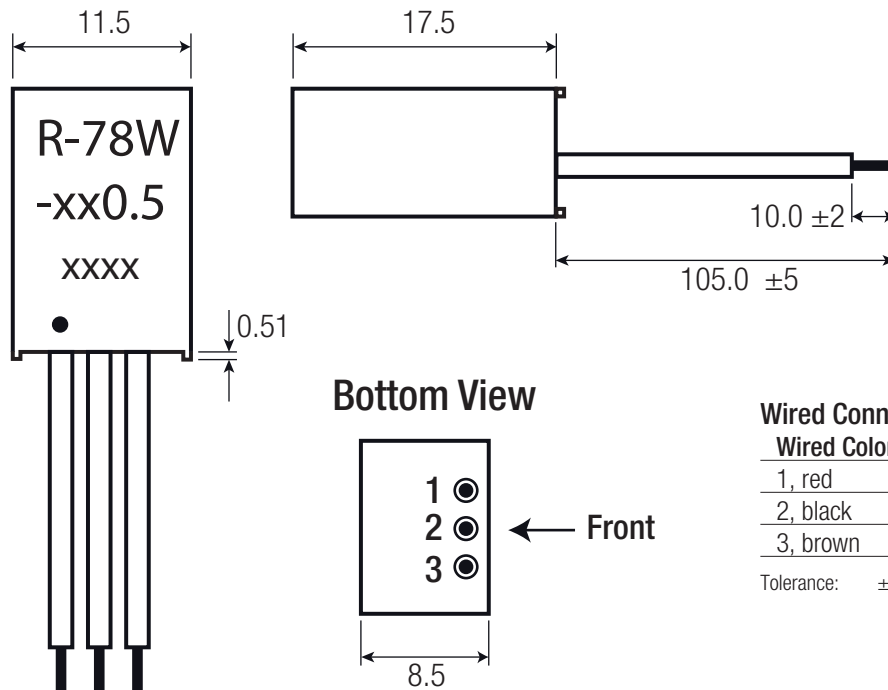
DIMENSIONS and PHYSICAL CHARACTERISTICS

Parameter	Type	Value
Material	Case Potting	non-conductive black plastic UL94V-0, Epoxy
Dimensions (LxWxH)		17.5 x 11.5 x 8.5mm
Weight		4.8g typ.
Packaging Dimensions (LxWxH)	Cardboard Box	140 x 130 x 65mm
Packaging Quantity ⁽⁴⁾	Cardboard Box	25pcs.

Notes:

Note4: 5 bubble packs each containing 5pcs in a cardboard box.

Mechanical Dimensions (mm)



Wired Connections

Wired Color	Type	Single
1, red	UL-1430, AWG#22	VAC in (L)
2, black	UL-1430, AWG#22	GND
3, brown	UL-1430, AWG#22	VAC in (N)

Tolerance: ±0.5mm

Данный компонент на территории Российской Федерации

Вы можете приобрести в компании MosChip.

Для оперативного оформления запроса Вам необходимо перейти по данной ссылке:

<http://moschip.ru/get-element>

Вы можете разместить у нас заказ для любого Вашего проекта, будь то серийное производство или разработка единичного прибора.

В нашем ассортименте представлены ведущие мировые производители активных и пассивных электронных компонентов.

Нашей специализацией является поставка электронной компонентной базы двойного назначения, продукции таких производителей как XILINX, Intel (ex.ALTERA), Vicor, Microchip, Texas Instruments, Analog Devices, Mini-Circuits, Amphenol, Glenair.

Сотрудничество с глобальными дистрибьюторами электронных компонентов, предоставляет возможность заказывать и получать с международных складов практически любой перечень компонентов в оптимальные для Вас сроки.

На всех этапах разработки и производства наши партнеры могут получить квалифицированную поддержку опытных инженеров.

Система менеджмента качества компании отвечает требованиям в соответствии с ГОСТ Р ИСО 9001, ГОСТ РВ 0015-002 и ЭС РД 009

Офис по работе с юридическими лицами:

105318, г.Москва, ул.Щербаковская д.3, офис 1107, 1118, ДЦ «Щербаковский»

Телефон: +7 495 668-12-70 (многоканальный)

Факс: +7 495 668-12-70 (доб.304)

E-mail: info@moschip.ru

Skype отдела продаж:

moschip.ru

moschip.ru_4

moschip.ru_6

moschip.ru_9