


Mini-Ex-Terminal Block MXK

Article description	MXK 4 *
Article no.	0561002 *
EC-TYPE EXAMINATION CERTIFICATE IECEX-CERTIFICATE	PTB 99ATEX3132U * IECEX PTB 06.0100U
Marking	Ex e II PTB 99ATEX3132U IECEX PTB 06.0100U
Assembly on mounting rails	NS 15 acc. to EN 60715-TH 15
Stripping length	8 mm
Torque	0,6 - 0,8 Nm
Assembly instructions	See page 2
Operating temperature range	-50 °C ... +110 °C



Technical data according to EN 60079-7 (increased safety „e“)

Rated insulation voltage	400 V	
Rated voltage	440 V	
Nominal current	27 A (ΔT 40 K)	
Max. current	27 A (ΔT 40 K)	
Temperature rise	34 K (30,06 A / 4 mm ²)	37 K (32,15 A / 4 mm ²)
Contact resistance	0,25 m Ω	

Connection capacity

Rated cross-section	4 mm ²	AWG 12
Max. conductor cross-section	4 mm ²	AWG 12
Connectable conductor cross-section	0,2 - 4 mm ² rigid and flexible	AWG 24 - 12

Multi-conductor connection (2 conductors of the same cross-section and conductor type)

rigid / flexible	0,2 - 1,5 mm ² rigid and flexible	AWG 20 - 14
------------------	--	-------------

Data of insulation material

Description	PA 6.6
Creep resistance acc. to IEC 60112 / material group	CTI 600 / I

Accessories	Description	Article-No.	
Cover	D-MXK 4	0561015	
Fixed bridge bar	FB 10-6-EX	0201281	Max. 29 A / 4 mm ² ΔT 40 K Max. 31,5 A / 4 mm ² ΔT 45 K

* gültig für Farbvarianten

Important assembly instructions – increased safety „e“

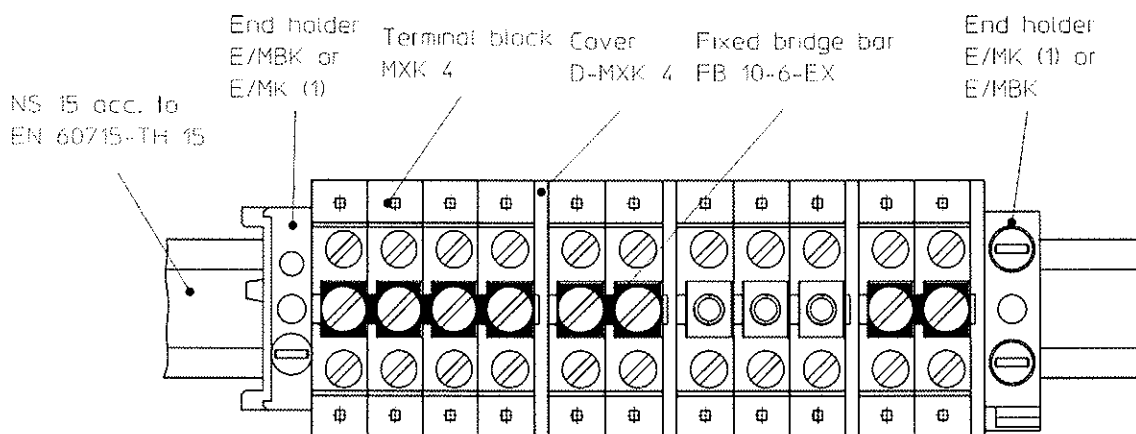
The Terminal Blocks are suitable for use in enclosures in atmospheres with flammable gases or combustible dust. For flammable gases these enclosures must satisfy the requirements according to EN 60079-0 and EN 60079-7. For combustible dust these enclosures must satisfy the requirements according to (EN 50281-1-1) EN 61241-0 and EN 61241-1 and accordingly EN 60079-31.

When assembling with other certified series and sizes of terminal blocks and using belonging accessories, the required creepage distances and clearances have to be observed.

If conductors with smaller cross section as the rated cross section are used, the belonging lower current has to be laid down in the EC-Type Examination Certificate of the complete apparatus.

The Terminal Blocks may be used, based on the self-heating when used at the nominal current and at ambient temperatures of -50 °C to +40 °C at the mounting position in electrical apparatus, e.g. junction and connection boxes, for temperature class T6. When the Terminal Blocks are used in electrical apparatus of temperature classes T1 up to T5, the highest temperature of the insulating material shall not exceed the maximum value of the operating temperature range.

The Terminal Blocks and their appropriate accessories have to be assembled as specified below.



Operational instructions – Intrinsic safety “i”

EN 60079-14 Clause 12 describes modular terminal blocks as simple apparatus when used in intrinsically-safe circuits. Testing by a notified body and marking is not required. If terminal blocks be identifiable as part of an intrinsically circuit are marked by a colour, the colour used shall be light blue.

Testing for compliance to intrinsically safe requirements including clearance, creepage, and solid insulation distances specified in EN 60079-0 and EN 60079-11 have been performed for circuits up to **60 V**.

Compliance with distance requirements of EN 60079-14 Clause 12.2.3 for the connection of separated intrinsically-safe circuit accessories is met. A minimum distance of 50 mm to separate clamping units of intrinsically-safe and non intrinsically-safe circuits is required through the use of a separating plate or similar device.

Attestation of Conformity

The above mentioned product is in line with the provisions of the below marked directive and their modification directive(s):

94/9/EC ATEX Directive

Compliance with Essential Health and Safety Requirements has been assured by compliance with:

EN 60079-0:2004
IEC 60079-0:2004

EN 60079-7:2003
IEC 60079-7:2006

EN 50281-1-1:1998 + A1

current edition:¹⁾

EN 60079-0:2009
IEC 60079-0:2009

EN 60079-7:2007
IEC 60079-7:2007

The conformity with the provisions of the ATEX directive were certified by

Notified Body: PHYSIKALISCH-TECHNISCHE BUNDESANSTALT

Address: Bundesallee 100, 38116 Braunschweig, Germany [Ident.-No.: 0102]

Certificate: PTB 99ATEX3132 U, 2006-06-07
(No., Date)

¹⁾With the exception of the EPL marking, the minor respectively formal changes of the new edition of the mentioned standards do not affect the EHSRs. Consequently the terminal blocks still comply with the relevant requirements of the ATEX Directive 94/9/EC.


Blomberg, 2011-10-19


I. A. Gerhard Leßmann
Business Unit Industrial Connection
Technology
Ex-Representative


Dirk Görlitzer
Business Unit Industrial Connection
Technology
Head of Business Unit

This attestation certifies the conformity with the indicated directive, it does not, however, covenant any characteristics. The instructions for safety and installation have to be observed.

Phoenix Contact GmbH & Co. KG
Flachmarktstraße 8
32825 Blomberg
Germany

 +49 – (0) 52 35 – 3-00

 +49 – (0) 52 35 – 3-4 12 00

 www.phoenixcontact.com

Данный компонент на территории Российской Федерации

Вы можете приобрести в компании MosChip.

Для оперативного оформления запроса Вам необходимо перейти по данной ссылке:

<http://moschip.ru/get-element>

Вы можете разместить у нас заказ для любого Вашего проекта, будь то серийное производство или разработка единичного прибора.

В нашем ассортименте представлены ведущие мировые производители активных и пассивных электронных компонентов.

Нашей специализацией является поставка электронной компонентной базы двойного назначения, продукции таких производителей как XILINX, Intel (ex.ALTERA), Vicor, Microchip, Texas Instruments, Analog Devices, Mini-Circuits, Amphenol, Glenair.

Сотрудничество с глобальными дистрибьюторами электронных компонентов, предоставляет возможность заказывать и получать с международных складов практически любой перечень компонентов в оптимальные для Вас сроки.

На всех этапах разработки и производства наши партнеры могут получить квалифицированную поддержку опытных инженеров.

Система менеджмента качества компании отвечает требованиям в соответствии с ГОСТ Р ИСО 9001, ГОСТ РВ 0015-002 и ЭС РД 009

Офис по работе с юридическими лицами:

105318, г.Москва, ул.Щербаковская д.3, офис 1107, 1118, ДЦ «Щербаковский»

Телефон: +7 495 668-12-70 (многоканальный)

Факс: +7 495 668-12-70 (доб.304)

E-mail: info@moschip.ru

Skype отдела продаж:

moschip.ru

moschip.ru_4

moschip.ru_6

moschip.ru_9