

SGV SERIES

UPGRADE

105°C Standard

- Load Life : 105°C 2000~5000 hours.
- AEC-Q200.
- High Temperature Reflow soldering is available. (JGV series)
(http://www.rubycon.co.jp/catalog/j_pdfs/aluminum/j_JGV.pdf)



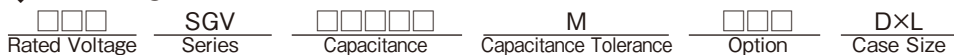
SPECIFICATIONS

Items	Characteristics																																						
Category Temperature Range	-55~+105°C	-40~+105°C	-25~+105°C																																				
Rated Voltage Range	6.3~50Vdc	63, 100Vdc	160~450Vdc																																				
Capacitance Tolerance	±20% (20°C, 120Hz)																																						
Leakage Current(MAX)	6.3~100Vdc		160~450Vdc																																				
	I=0.01CV or 3μA whichever is greater. (After 2 minutes application of rated voltage)		I=0.04CV+100μA (1minute) I=0.02CV+25μA (5minutes)																																				
	I=Leakage Current(μA) C=Capacitance(μF) V=Rated Voltage(Vdc)																																						
Dissipation Factor(MAX) (tanδ)	<table border="1"> <tr> <th>Rated Voltage (Vdc)</th> <th>6.3</th> <th>10</th> <th>16</th> <th>25</th> <th>35</th> <th>50</th> <th>63</th> <th>100</th> <th>160~250</th> <th>400</th> <th>450</th> </tr> <tr> <td>φ4,φ5,φ6.3×6.1</td> <td>0.30</td> <td>0.24</td> <td>0.20</td> <td>0.16</td> <td>0.14</td> <td>0.12</td> <td>-</td> <td>-</td> <td>-</td> <td>-</td> <td>-</td> </tr> <tr> <td>φ6.3×8,φ8~φ18</td> <td>0.35</td> <td>0.26</td> <td>0.24</td> <td>0.18</td> <td>0.14</td> <td>0.12</td> <td>0.12</td> <td>0.10</td> <td>0.15</td> <td>0.20</td> <td>-</td> </tr> </table>			Rated Voltage (Vdc)	6.3	10	16	25	35	50	63	100	160~250	400	450	φ4,φ5,φ6.3×6.1	0.30	0.24	0.20	0.16	0.14	0.12	-	-	-	-	-	φ6.3×8,φ8~φ18	0.35	0.26	0.24	0.18	0.14	0.12	0.12	0.10	0.15	0.20	-
	Rated Voltage (Vdc)	6.3	10	16	25	35	50	63	100	160~250	400	450																											
φ4,φ5,φ6.3×6.1	0.30	0.24	0.20	0.16	0.14	0.12	-	-	-	-	-																												
φ6.3×8,φ8~φ18	0.35	0.26	0.24	0.18	0.14	0.12	0.12	0.10	0.15	0.20	-																												
When rated capacitance is over 1000μF, tanδ shall be added 0.02 to the listed value with increase of every 1000μF.																																							
Endurance	After applying rated voltage with rated ripple current for specified time at 105°C, the capacitors shall meet the following requirements.																																						
	Capacitance Change	Within ±25% of the initial value.	Rated Voltage (Vdc)	Life Time (hrs)																																			
	Dissipation Factor	Not more than 200% of the specified value.	6.3~100	2000																																			
	Leakage Current	Not more than the specified value.	160~450	5000																																			
Low Temperature Stability Impedance Ratio(MAX)	<table border="1"> <tr> <th>Rated Voltage (Vdc)</th> <th>6.3</th> <th>10</th> <th>16</th> <th>25</th> <th>35</th> <th>50</th> <th>63</th> <th>100</th> <th>160~250</th> <th>400</th> <th>450</th> </tr> <tr> <td>Z(-25°C)/Z(20°C)</td> <td>4</td> <td>3</td> <td>2</td> <td>2</td> <td>2</td> <td>2</td> <td>2</td> <td>2</td> <td>3</td> <td>6</td> <td>-</td> </tr> <tr> <td>Z(-40°C)/Z(20°C)</td> <td>8</td> <td>8</td> <td>4</td> <td>4</td> <td>3</td> <td>3</td> <td>5</td> <td>5</td> <td>-</td> <td>-</td> <td>-</td> </tr> </table>			Rated Voltage (Vdc)	6.3	10	16	25	35	50	63	100	160~250	400	450	Z(-25°C)/Z(20°C)	4	3	2	2	2	2	2	2	3	6	-	Z(-40°C)/Z(20°C)	8	8	4	4	3	3	5	5	-	-	-
	Rated Voltage (Vdc)	6.3	10	16	25	35	50	63	100	160~250	400	450																											
Z(-25°C)/Z(20°C)	4	3	2	2	2	2	2	2	3	6	-																												
Z(-40°C)/Z(20°C)	8	8	4	4	3	3	5	5	-	-	-																												
	(120Hz)																																						

MULTIPLIER FOR RIPPLE CURRENT

Frequency (Hz)	60(50)	120	500	1k	10k≦	
Coefficient	0.47~1μF	0.50	1.00	1.20	1.30	1.50
	2.2~6.8μF	0.65	1.00	1.20	1.30	1.50
	10~68μF	0.80	1.00	1.20	1.30	1.50
	100~1000μF	0.80	1.00	1.10	1.15	1.20
	2200~6800μF	0.80	1.00	1.05	1.10	1.15

PART NUMBER



DIMENSIONS

(mm)

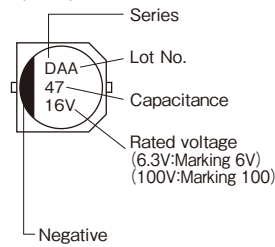
φD	L	A1	B1	C	W1	P	K	α
4	6.1	4.3	4.3	1.8	0.5~0.8	1.0	0.5 MAX	0
5	6.1	5.3	5.3	2.2	0.5~0.8	1.3	0.5 MAX	0
6.3	6.1	6.6	6.6	2.7	0.5~0.8	1.8	0.5 MAX	0
6.3	8	6.6	6.6	2.7	0.5~0.8	1.8	0.5 MAX	0
8	6.5	8.3	8.3	3.4	0.5~0.8	2.2	0.5 MAX	0
8	10.5	8.3	8.3	2.9	0.8~1.1	3.1	0.5 MAX	※1
10	10.5	10.3	10.3	3.2	0.8~1.1	4.5	0.5 MAX	※1
12.5	13.5	13	13	4.9	0.8~1.1	4.5	0.7±0.4	0.5
12.5	16	13	13	4.9	0.8~1.1	4.5	0.7±0.4	0.5
16	16.5	17	17	6	1.0~1.6	6.8	0.7±0.4	0.5
16	21.5	17	17	6	1.0~1.6	6.8	0.7±0.4	0.5
18	16.5	19	19	7	1.0~1.6	6.8	0.7±0.4	0.5
18	21.5	19	19	7	1.0~1.6	6.8	0.7±0.4	0.5

※1: α dimensions

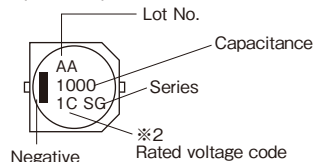
Rated Voltage	α
6.3~100	0
160~400	0.2

MARKING

<φ4~φ10>



<φ12.5~φ18>



※2 Voltage code

Rated Voltage (Vdc)	6.3	10	16	25	35	50	63	100	160	200	250	400	450
Rated Voltage code	0J	1A	1C	1E	1V	1H	1J	2A	2C	2D	2E	2G	2W

◆ STANDARD SIZE

 Size $\phi D \times L$ (mm), Rated Ripple Current (mA r.m.s./105°C, 120Hz)

Vdc	Cap (μF)	Size ($\phi D \times L$)	Ripple	Vdc	Cap (μF)	Size ($\phi D \times L$)	Ripple	Vdc	Cap (μF)	Size ($\phi D \times L$)	Ripple	
6.3	22	4×6.1	26	35	4.7	4×6.1	15	160	12	8×10.5	115	
	33	4×6.1	29		10	5×6.1	28		22	10×10.5	150	
	47	5×6.1	46		22	6.3×6.1	55		39	12.5×13.5	250	
	100	6.3×6.1	71		33	6.3×8	76		47	12.5×16	310	
	220	6.3×8	121			8×6.5	84		68	16×16.5	400	
	470	8×10.5	210		100	8×10.5	180		100	18×16.5	480	
	1000	10×10.5	495			10×10.5	305		120	16×21.5	560	
		12.5×13.5			220	10×10.5	450		150	18×21.5	690	
	2200	12.5×16	750			12.5×13.5			330	12.5×16	460	
	3300	16×21.5	930		470	16×16.5	490		200	10	8×10.5	100
18×16.5		1000		16×21.5	750	15	10×10.5	130				
4700	18×21.5		1200	18×16.5		4700	16×16.5	350	33	12.5×13.5	230	
6800	18×21.5	1350	18×16.5	6800	18×16.5	440	42	12.5×16	270			
10	33	5×6.1	43	50	0.47	4×6.1	4	56	16×16.5	350		
	100	6.3×6.1	71		1	4×6.1	8	68	18×16.5	440		
	330	8×10.5	195		2.2	4×6.1	11	100	16×21.5	500		
	470	8×10.5	210		3.3	4×6.1	14	120	18×21.5	620		
		10×10.5	440		4.7	5×6.1	19	250	6.8	8×10.5	85	
	1000	12.5×16	500		10	6.3×6.1	35		12	10×10.5	115	
	2200	16×16.5	810		22	6.3×8	67	22	12.5×13.5	190		
	3300	16×21.5	1000			8×6.5	70	33	8×10.5	140		
		18×16.5			47	8×10.5	167	47	10×10.5	180		
	4700	18×21.5	1200			100	8×10.5	230	400	2.7	8×10.5	45
16	10	4×6.1	28	63	220	12.5×16	380	4.7		10×10.5	75	
	22	5×6.1	39		330	16×16.5	470	10	12.5×13.5	135		
	47	6.3×6.1	70		470	16×21.5	550	12	12.5×16	165		
	100	6.3×8	111			18×16.5		1000	18×21.5	820	18	16×16.5
	220	8×10.5	185		1000	18×21.5	820	450	22	18×16.5	280	
	330	8×10.5	290			22			8×10.5	55	33	16×21.5
		10×10.5	440		33	8×10.5	115	47	18×21.5	400		
	470	8×10.5	320		63	47	8×10.5	120	450	6.8	12.5×13.5	110
		10×10.5	460			100	12.5×16	225		8.2	12.5×16	150
	1000	16×16.5	630		330	16×16.5	385	12	16×16.5	195		
2200	16×21.5	930	18×16.5	490		470	18×21.5	590	18	18×16.5	245	
	18×16.5		1150	18×21.5	590		100	10	8×10.5	65		
3300	18×21.5	1150		10	8×10.5	65		22	10×10.5	90		
25	33	6.3×6.1	65	100	22	10×10.5	90	33	10×10.5	135		
	47	6.3×8	79		33	10×10.5	135	47	12.5×13.5	160		
		8×6.5	91		47	12.5×13.5	160	100	16×16.5	285		
	100	8×10.5	180		220	16×21.5	440	450	18	18×16.5	245	
	220	8×10.5	320			16×16.5			285	22	16×21.5	275
		10×10.5	355		18×16.5	440	27	18×21.5	345			
	330	10×10.5	450		100	18×16.5	490	450	6.8	12.5×13.5	110	
		12.5×13.5				470			18×21.5	590	8.2	12.5×16
	470	10×10.5	490		10		8×10.5	65	12	16×16.5	195	
	1000	16×21.5	700		100	16×16.5	285	450	18	18×16.5	245	
18×16.5		2200		18×21.5		1050			22	16×21.5	275	
2200	18×21.5		1050	2200	18×21.5	1050	27	18×21.5	345			
3300	18×21.5	1700	3300	18×21.5	1700	3300	18×21.5	1700				

Mouser Electronics

Authorized Distributor

Click to View Pricing, Inventory, Delivery & Lifecycle Information:

Rubycon:

[100SGV33M10X10.5](#) [100SGV47M12.5X13.5](#) [160SGV120M16X21.5](#) [10SGV330M8X10.5](#) [35SGV33M6.3X8](#)
[400SGV2R7M8X10.5](#) [50SGV3R3M4X6.1](#) [6.3SGV1000M12.5X13.5](#) [200SGV15M10X10.5](#) [250SGV12M10X10.5](#)
[250SGV33M12.5X16](#) [25SGV100M8X10.5](#) [35SGV1000M16X21.5](#) [35SGV22M6.3X6.1](#) [25SGV3300M18X21.5](#)
[35SGV470M16X16.5](#) [35SGV4R7M4X6.1](#) [450SGV6R8M12.5X13.5](#) [63SGV220M16X16.5](#) [10SGV100M6.3X6.1](#)
[100SGV22M10X10.5](#) [160SGV22M10X10.5](#) [16SGV330M10X10.5](#) [200SGV68M18X16.5](#) [25SGV220M10X10.5](#)
[25SGV220M8X10.5](#) [63SGV22M8X10.5](#) [35SGV100M10X10.5](#) [35SGV10M5X6.1](#) [50SGV220M12.5X16](#)
[50SGV22M8X6.5](#) [6.3SGV3300M16X21.5](#) [6.3SGV470M8X10.5](#) [63SGV330M16X21.5](#) [63SGV33M8X10.5](#)
[6.3SGV6800M18X21.5](#) [6.3SGV47M5X6.1](#) [63SGV100M12.5X16](#) [50SGV0R47M4X6.1](#) [50SGV470M18X16.5](#)
[50SGV47M10X10.5](#) [50SGV47M8X10.5](#) [50SGV4R7M5X6.1](#) [6.3SGV33M4X6.1](#) [25SGV2200M18X21.5](#)
[160SGV150M18X21.5](#) [160SGV39M12.5X13.5](#) [400SGV47M18X21.5](#) [35SGV33M8X6.5](#) [400SGV4R7M10X10.5](#)
[450SGV33M18X21.5](#) [50SGV1M4X6.1](#) [50SGV1000M18X21.5](#) [50SGV100M8X10.5](#) [50SGV330M16X16.5](#)
[16SGV330M8X10.5](#) [50SGV2R2M4X6.1](#) [6.3SGV100M6.3X6.1](#) [63SGV330M18X16.5](#) [200SGV100M16X21.5](#)
[250SGV6R8M8X10.5](#) [35SGV220M10X10.5](#) [6.3SGV4700M18X21.5](#) [63SGV470M18X21.5](#) [6.3SGV2200M12.5X16](#)
[6.3SGV220M6.3X8](#) [6.3SGV22M4X6.1](#) [63SGV47M8X10.5](#) [16SGV470M8X10.5](#) [200SGV42M12.5X16](#)
[25SGV33M6.3X6.1](#) [400SGV33M18X21.5](#) [450SGV18M18X16.5](#) [6.3SGV1000M10X10.5](#) [450SGV15M16X16.5](#)
[35SGV1000M18X16.5](#) [35SGV100M8X10.5](#) [400SGV15M12.5X16](#) [450SGV10M12.5X16](#) [50SGV22M6.3X8](#)
[400SGV27M18X16.5](#) [50SGV100M10X10.5](#) [50SGV10M6.3X6.1](#) [400SGV10M12.5X13.5](#) [400SGV22M16X16.5](#)
[35SGV220M12.5X13.5](#) [50SGV33M8X10.5](#) [50SGV470M16X21.5](#) [400SGV33M16X21.5](#) [450SGV22M16X21.5](#)
[6.3SGV3300M18X16.5](#) [35SGV330M12.5X16](#) [25SGV470M10X10.5](#) [200SGV33M12.5X13.5](#) [200SGV56M16X16.5](#)
[250SGV22M12.5X13.5](#) [25SGV1000M18X16.5](#) [250SGV100M18X21.5](#) [25SGV47M8X6.5](#) [16SGV1000M16X16.5](#)

Данный компонент на территории Российской Федерации

Вы можете приобрести в компании MosChip.

Для оперативного оформления запроса Вам необходимо перейти по данной ссылке:

<http://moschip.ru/get-element>

Вы можете разместить у нас заказ для любого Вашего проекта, будь то серийное производство или разработка единичного прибора.

В нашем ассортименте представлены ведущие мировые производители активных и пассивных электронных компонентов.

Нашей специализацией является поставка электронной компонентной базы двойного назначения, продукции таких производителей как XILINX, Intel (ex.ALTERA), Vicor, Microchip, Texas Instruments, Analog Devices, Mini-Circuits, Amphenol, Glenair.

Сотрудничество с глобальными дистрибьюторами электронных компонентов, предоставляет возможность заказывать и получать с международных складов практически любой перечень компонентов в оптимальные для Вас сроки.

На всех этапах разработки и производства наши партнеры могут получить квалифицированную поддержку опытных инженеров.

Система менеджмента качества компании отвечает требованиям в соответствии с ГОСТ Р ИСО 9001, ГОСТ РВ 0015-002 и ЭС РД 009

Офис по работе с юридическими лицами:

105318, г.Москва, ул.Щербаковская д.3, офис 1107, 1118, ДЦ «Щербаковский»

Телефон: +7 495 668-12-70 (многоканальный)

Факс: +7 495 668-12-70 (доб.304)

E-mail: info@moschip.ru

Skype отдела продаж:

moschip.ru

moschip.ru_4

moschip.ru_6

moschip.ru_9