


## IB IL AO 2/SF-PAC

Order No.: 2863083



<http://eshop.phoenixcontact.de/phoenix/treeViewClick.do?UID=2863083>

Inline analog output terminal, complete with accessories (connector and labeling field), 2 outputs, 0-20 mA, 4-20 mA, 0-10 V, 2-conductor connection method

Commercial data	
GTIN (EAN)	 4 017918 917104
sales group	K412
Pack	1 pcs.
Customs tariff	85389091
Catalog page information	Page 291 (AX-2009)

### Product notes

WEEE/RoHS-compliant since:  
10/08/2007



<http://www.download.phoenixcontact.com>  
Please note that the data given here has been taken from the online catalog. For comprehensive information and data, please refer to the user documentation. The General Terms and Conditions of Use apply to Internet downloads.

### Product description

The analog Inline output terminals are used in applications in which analog actuators are to be addressed.

With these terminals, common current and voltage output ranges can be configured individually. The analog signals are made available with a resolution of 16 bits.

It goes without saying that you also have advantages in handling with the analog Inline output terminals, such as multi-wire connection or the automatic contact with the grounding conductor when the terminal is snapped onto the DIN rail.

The Inline terminals can be labeled using hinged labeling fields. The fields have insert cards that can be labeled individually to suit the application. Additionally, there is the proven ZBFM-6... Zack strip for labeling the terminal points.

<b>Technical data</b>	
<b>General data</b>	
Width	48.8 mm
Height	136.8 mm
Depth	71.5 mm
Weight	125 g
Mounting type	DIN rail
Ambient temperature (operation)	-25 °C ... 55 °C
Ambient temperature (storage/transport)	-25 °C ... 85 °C
Permissible humidity (operation)	10 % ... 95 % (according to DIN EN 61131-2)
Permissible humidity (storage/transport)	10 % ... 95 % (according to DIN EN 61131-2)
Air pressure (operation)	70 kPa ... 106 kPa (up to 3000 m above sea level)
Air pressure (storage/transport)	70 kPa ... 106 kPa (up to 3000 m above sea level)
Degree of protection	IP20
Protection class	III, IEC 61140, EN 61140, VDE 0140-1
Test section	7.5 V supply (bus logic), 24 V supply $U_{ANA}$ / I/O 500 V AC 50 Hz 1 min
	7.5 V supply (bus logic), 24 V supply $U_{ANA}$ /functional earth ground 500 V AC 50 Hz 1 min
	24 V supply (I/O) / functional earth ground 500 V AC 50 Hz 1 min
<b>Interface</b>	
Name	Inline local bus
Type of connection	Inline data jumper
Transmission speed	500 kbps
	500 kBit/s
Transmission physics	Copper
<b>Inline potential routing</b>	
Communications power $U_L$	7.5 V DC (via voltage jumper)
Current consumption from $U_L$	max. 45 mA
	Typ. 36 mA
I/O supply voltage $U_{ANA}$	24 V DC
Current consumption from $U_{ANA}$	max. 95 mA
	Typ. 75 mA

### Analog outputs

Number of outputs	2
Type of connection	Spring-cage connection with direct plug-in method
Connection method	2-wire (shielded)
Output name	Analog outputs
D/A conversion time	< 100 µs
D/A resolution	16 Bit
Type of protection	Short-circuit protection of outputs
Measured value representation	16 bits (15 bits + sign bit)
DAC resolution	16 Bit
Process data update	< 1 ms
Current output signal	0 mA ... 20 mA 4 mA ... 20 mA
Load/output load current output	> 500 Ω
Voltage output signal	0 V ... 10 V
Load/output load voltage output	> 2 kΩ 0.03%
Precision	Typ. 0.01 % (of output range final value) Typ. 0.008 % (of output range final value)

### Certificates / Approvals



Certification ABS, BV, CUL, DNV, GL, LR, UL  
 Certification Ex: CUL-EX LIS, UL-EX LIS

### Accessories

Item	Designation	Description
------	-------------	-------------

#### Marking

1051993	B-STIFT	Marker pen, for manual labeling of unprinted Zack strips, smear-proof and waterproof, line thickness 0.5 mm
0809492	ESL 62X10	Insert strip for laser printer, lettering field: 62 x 10 mm
2727501	IB IL FIELD 2	Labeling field, width: 12.2 mm

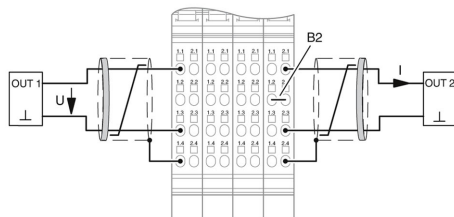
0811228	X-PEN 0,35	Marker pen without ink cartridge, for manual labeling of markers, labeling extremely wipe-proof, line thickness 0.35 mm
0808778	ZBF 6:SO/CMS	Zack strip, flat, 10-section, divisible, special printing, marking according to customer requirements
0808710	ZBF 6:UNBEDRUCKT	Zack strip, flat, unprinted: 10-section, for individual labeling with M-PEN or ZBF-T, sufficient for 100 terminal blocks, color: white
0803618	ZBFM 6/WH:UNBEDRUCKT	Zack marker sheet, flat, unprinted: 100-section, 10 strips à 10 markers, sufficient for 100 terminal blocks, for all terminal blocks, pitch 6.2 mm, labeling with M-PEN or CMS system, color: white
0803650	ZBFM 6:SO/CMS	Special printing, Zack marker sheet, flat, 100-section, divisible, marking according to customer requirements

**Plug/Adapter**

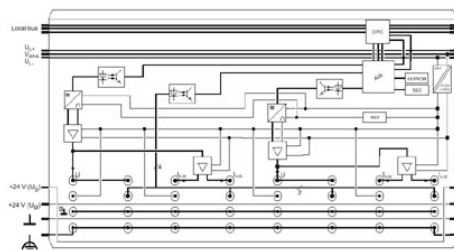
2732664	IB IL AO/CNT-PLSET	Connector set
2726353	IB IL SCN-6 SHIELD	Inline shield connector
2726337	IB IL SCN-8	Connector, for digital 1, 2 or 8-channel Inline terminals
2727608	IB IL SCN-8-CP	Inline connector, colored

**Diagrams/Drawings**

Connection diagram

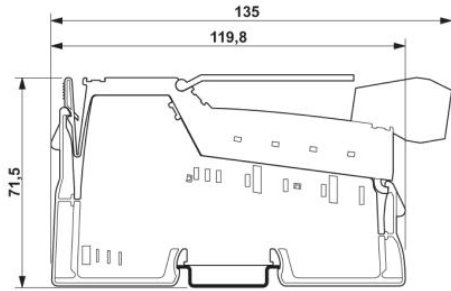


Block diagram



Dimensioned drawing

---



**Address**

PHOENIX CONTACT Deutschland GmbH  
Flachmarktstr. 8  
32825 Blomberg, Germany  
Phone +49 5235 3 12000  
Fax +49 5235 3 41200  
<http://www.phoenixcontact.de>



© 2011 Phoenix Contact  
Technical modifications reserved;

## Данный компонент на территории Российской Федерации

### Вы можете приобрести в компании MosChip.

Для оперативного оформления запроса Вам необходимо перейти по данной ссылке:

<http://moschip.ru/get-element>

Вы можете разместить у нас заказ для любого Вашего проекта, будь то серийное производство или разработка единичного прибора.

В нашем ассортименте представлены ведущие мировые производители активных и пассивных электронных компонентов.

Нашей специализацией является поставка электронной компонентной базы двойного назначения, продукции таких производителей как XILINX, Intel (ex.ALTERA), Vicor, Microchip, Texas Instruments, Analog Devices, Mini-Circuits, Amphenol, Glenair.

Сотрудничество с глобальными дистрибьюторами электронных компонентов, предоставляет возможность заказывать и получать с международных складов практически любой перечень компонентов в оптимальные для Вас сроки.

На всех этапах разработки и производства наши партнеры могут получить квалифицированную поддержку опытных инженеров.

Система менеджмента качества компании отвечает требованиям в соответствии с ГОСТ Р ИСО 9001, ГОСТ РВ 0015-002 и ЭС РД 009

### Офис по работе с юридическими лицами:

105318, г.Москва, ул.Щербаковская д.3, офис 1107, 1118, ДЦ «Щербаковский»

Телефон: +7 495 668-12-70 (многоканальный)

Факс: +7 495 668-12-70 (доб.304)

E-mail: [info@moschip.ru](mailto:info@moschip.ru)

Skype отдела продаж:

moschip.ru

moschip.ru\_4

moschip.ru\_6

moschip.ru\_9