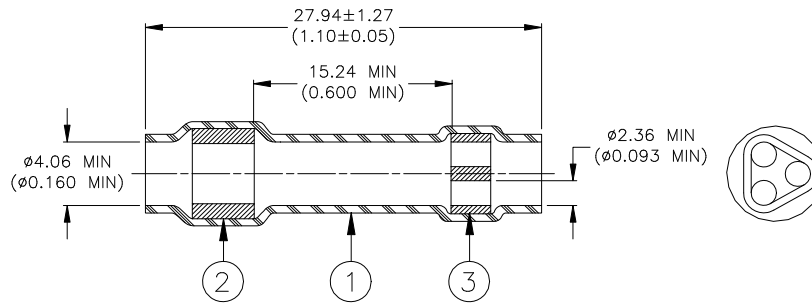
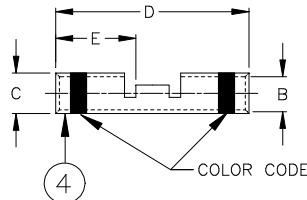


## CUSTOMER DRAWING



**ITEM #1: SEALING SLEEVE**



**ITEM #2: CRIMP SPLICE**

### MATERIALS

1. INSULATION SLEEVE: Heat-shrinkable, transparent blue, radiation cross-linked modified polyvinylidene flouride.
2. SINGLE-WIRE SEAL: Low outgassing immersion resistant thermoplastic fluoroelastomer. Color: BLUE.
3. INTEGRAL-WIRE SEAL: Low outgassing immersion resistant thermoplastic fluoroelastomer. Color: BLUE.
4. CRIMP SPLICE: Base Metal: Copper Alloy 101 or 102 per ASTM B-75.  
Plating: Nickel per QQ-N-290.

### Dimensions:

Part Name	Prod. Rev.	Size	Crimp Splice				
			ØB	ØC	D	E	Color Code
D-436-85	A	20	1.27 (0.050)	2.03 (0.080)	12.95 (0.510)	6.22 (0.245)	Red
			1.14 (0.045)	1.91 (0.075)	12.45 (0.490)	5.72 (0.225)	
D-436-86	B	16	1.75 (0.069)	2.70 (0.106)	14.86 (0.585)	7.11 (0.280)	Blue
			1.63 (0.064)	2.57 (0.101)	14.35 (0.565)	6.60 (0.260)	
D-436-87	A	12	2.60 (0.102)	3.91 (0.154)	14.86 (0.585)	7.11 (0.280)	Yellow
			2.46 (0.097)	3.73 (0.147)	14.35 (0.565)	6.60 (0.260)	

### Installation Data:

Splicer Size	Wire Size Range of Crimp Splice					
	One Wire		Two wires		Three wires	
	Minimum	Maximum	Minimum	Maximum	Minimum	Maximum
20	24	20	26	24	28	24
16	20	16	24	20	24	22
12	16	12	22	16	22	18

		<b>Raychem</b> Devices	TITLE : <b>(Low Outgassing) IN-LINE SPLICE SEALING SYSTEM, 2 OR 3 TO 1 SPLICER: Nickel Plated, Color Coded, with Inspection Slots</b>			
UNLESS OTHERWISE SPECIFIED DIMENSIONS ARE IN MILLIMETERS. INCHES DIMENSIONS ARE BETWEEN BRACKETS.			DOCUMENT NO. : <b>D-436-85/-87</b>			
TOLERANCES: 0.00 N/A 0.0 N/A 0 N/A	ANGLES: N/A  ROUGHNESS IN MICRON	TE CONNECTIVITY (TE) RESERVES THE RIGHT TO CHANGE THIS DRAWING AT ANYTIME. USER SHOULD EVALUATE THE SUITABILITY OF THE PRODUCT FOR THEIR APPLICATION.	DATE: <b>June 26, 2015</b>	REVISION: <b>B</b>		
DRAWN BY: <b>M. FORONDA</b>	ECO APPROVED: <b>L. RODRIGUEZ</b>	ECO NUMBER: <b>15-009842</b>	SCALE: <b>None</b>	SIZE: <b>A</b>	SHEET: <b>1 of 2</b>	

©2015 TE CONNECTIVITY LTD. FAMILY OF COMPANIES. ALL RIGHT RESERVED.

If this document is printed it becomes uncontrolled. Check for the latest revision.

# CUSTOMER DRAWING

## APPLICATION

1. These parts are designed to provide an immersion resistant in-line splices of 2 or 3 to 1 wires falling within the size range listed on sheet 1, having insulations rated for at least 135°C.
2. Parts are available only as an assembly of one of each Item #1 and Item #2.
3. Parts are to be installed per Thermofit Assembly Procedure, see below.
4. Inside diameter and outside diameter of splice are to be measured in crimp areas, 2.54 to 5.08 (0.100 to 0.200) from ends of part. Slight burr permitted on parted surfaces.
5. Acceptance sampling shall be in accordance with Paragraph 4.6.1 of MIL-T-7928.
6. Packing and packaging shall be in accordance with Section 5, Level C, of MIL-T-7928.
7. This document takes precedence over documents referenced herein.

## THERMOFIT ASSEMBLY PROCEDURE

### 1.0 SCOPE


This document outlines the procedure to be followed to obtain immersion resistant 3 or 2 to 1 in-line splices using Thermofit In-Line Splice Sealing System D-436-85/-87.

### 2.0 PROCEDURE:

- a) Strip all wires 7.92 (0.312) to 8.74 (0.344).
- b) Attach the single lead to the appropriate size crimp splice using a Raychem AD-1377 Crimp Tool.
- c) Pass the wires to be attached to other barrel through the sealing sleeve from the three hole insert end.
- d) Insert wires into barrel and crimp. Care must be taken so that the wires remain untwisted between the crimp splice and the three wire seal or the sealing sleeve cannot be positioned properly.
- e) Apply heat, using a recommended heat source, first to the three-hole insert and then to the other. Heat should be applied until insert melts and flows axially along the wire.

### 3.0 RECOMMENDED RAYCHEM HEATING TOOLS

<i>Heater</i>	<i>Reflector</i>
Thermogun #500A	TG-14
Shop Air Heater #CV-4504	991180
Mini-Gun #CV-5300	991319

 <b>TE Connectivity</b>		<b>Raychem Devices</b>	TITLE : <b>(Low Outgassing) IN-LINE SPLICE SEALING SYSTEM, 2 OR 3 TO 1 SPLICER: Nickel Plated, Color Coded, with Inspection Slots</b>		
UNLESS OTHERWISE SPECIFIED DIMENSIONS ARE IN MILLIMETERS. INCHES DIMENSIONS ARE BETWEEN BRACKETS.			DOCUMENT NO. : <b>D-436-85/-87</b>		
TOLERANCES: 0.00 N/A 0.0 N/A 0 N/A	ANGLES: N/A  ROUGHNESS IN MICRON	TE CONNECTIVITY (TE) RESERVES THE RIGHT TO CHANGE THIS DRAWING AT ANYTIME. USER SHOULD EVALUATE THE SUITABILITY OF THE PRODUCT FOR THEIR APPLICATION.	DATE: <b>June 26, 2015</b>	REVISION: <b>B</b>	
DRAWN BY: <b>M. FORONDA</b>	ECO APPROVED: <b>L. RODRIGUEZ</b>	ECO NUMBER: <b>15-009842</b>	SCALE: <b>None</b>	SIZE: <b>A</b>	SHEET: <b>2 of 2</b>

©2015 TE CONNECTIVITY LTD. FAMILY OF COMPANIES. ALL RIGHT RESERVED.

If this document is printed it becomes uncontrolled. Check for the latest revision.

## Данный компонент на территории Российской Федерации

### Вы можете приобрести в компании MosChip.

Для оперативного оформления запроса Вам необходимо перейти по данной ссылке:

<http://moschip.ru/get-element>

Вы можете разместить у нас заказ для любого Вашего проекта, будь то серийное производство или разработка единичного прибора.

В нашем ассортименте представлены ведущие мировые производители активных и пассивных электронных компонентов.

Нашей специализацией является поставка электронной компонентной базы двойного назначения, продукции таких производителей как XILINX, Intel (ex.ALTERA), Vicor, Microchip, Texas Instruments, Analog Devices, Mini-Circuits, Amphenol, Glenair.

Сотрудничество с глобальными дистрибьюторами электронных компонентов, предоставляет возможность заказывать и получать с международных складов практически любой перечень компонентов в оптимальные для Вас сроки.

На всех этапах разработки и производства наши партнеры могут получить квалифицированную поддержку опытных инженеров.

Система менеджмента качества компании отвечает требованиям в соответствии с ГОСТ Р ИСО 9001, ГОСТ РВ 0015-002 и ЭС РД 009

### Офис по работе с юридическими лицами:

105318, г.Москва, ул.Щербаковская д.3, офис 1107, 1118, ДЦ «Щербаковский»

Телефон: +7 495 668-12-70 (многоканальный)

Факс: +7 495 668-12-70 (доб.304)

E-mail: [info@moschip.ru](mailto:info@moschip.ru)

Skype отдела продаж:

moschip.ru

moschip.ru\_4

moschip.ru\_6

moschip.ru\_9