


Pushbutton Switch (Ultra subminiature) A9PS

Ultra subminiature size.

- Gold-plated clip contacts ensure high reliability.
- Sealed bottom prevents flux penetration.
- Sealed to IP64 (IEC-60529). Washable with alcohol based solvents.
- 30% smaller than A9P.
- Typical applications include Security Control Boards, Electrical Power Instrumentation and Program Controllers.
- RoHS Compliant



Ordering Information

Model Number Legend

A9PS	<input type="checkbox"/>	<input type="checkbox"/>	-	<input type="checkbox"/>	<input type="checkbox"/>	1.	Contact Form	2.	Switch Function	3.	Actuator Style	4.	Terminal Style
	1	2		3	4		1: SPST 2: DPST		6: OFF - (ON)		1: Standard, without cap		1: DIP, Top Actuated 2: Right Angle, Horizontal 3: Right Angle, Vertical

Note: (ON) is momentary

Terminal style		DIP terminal, Top Actuated		Right Angle, Horizontal		Right Angle, Vertical	
Switching Function							
		Single Pole Single Throw	Double Pole Single Throw	Single Pole Single Throw	Double Pole Single Throw	Single Pole Single Throw	Double Pole Single Throw
OFF	(ON)	A9PS16-0011	A9PS26-0011	A9PS16-0012	A9PS26-0012	A9PS16-0013	A9PS26-0013
Quantity per tray		100		25		50	

Note: (ON) is Momentary

Accessories - Caps

Color	White	Black	Blue	Green	Yellow	Red
Models	A9PS-011	A9PS-021	A9PS-041	A9PS-051	A9PS-061	A9PS-071
Dimensions	Cap dimensions (Side view) 		Dimensions with the cap assembled on the switch 			

Note: Caps sold separately

Specifications

Switching capacity	100mA @ 28 VAC/VDC
Minimum Permissible Load	0.1 μA @ 20 mVAC/mVDC
Operating force	500 gf max. (4.9 N max.)
Insulation resistance	500 MΩ min. (Initial value)
Contact resistance	80 mΩ max (Initial value)
Dielectric strength	500 VAC for 1 min. between terminals, between terminals and ground
Vibration resistance	Malfunction: 10 to 55Hz, 1.5-mm double amplitude
Shock resistance	Malfunction: 500m/s ² min.
Life expectancy	Mechanical: 50,000 operations min. Electrical: 50,000 operations min.
Ambient operating temperature	-20 to 80°C (at 60% RH max.) with no icing or condensation
Ambient operating humidity	45% to 85% RH (at 5 to 35°C)
Weight	0.3 g

Engineering Data

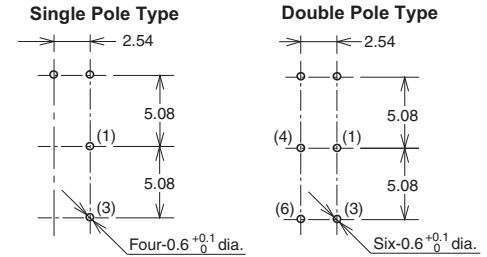
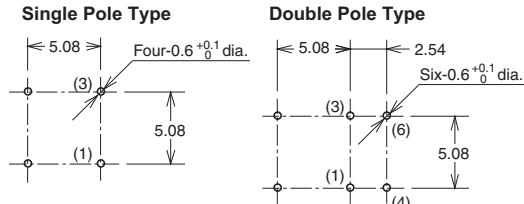
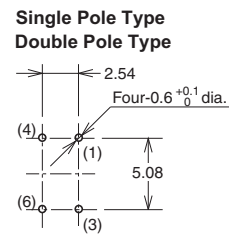
Note: Unless otherwise specified, all units are in millimeters.

PCB Layout (Top view)

DIP terminal

Right Angle, Horizontal

Vertical

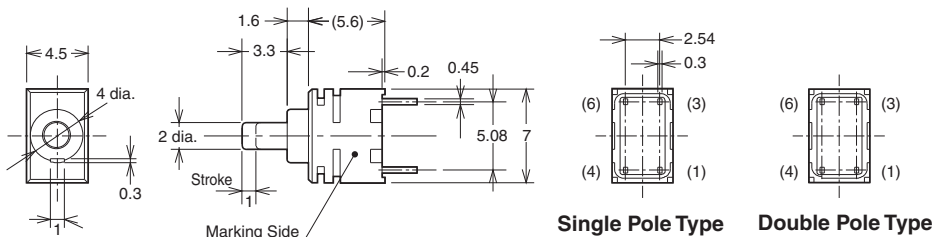


Switching Function / Internal Connections

	Switching Functions			
	Single Pole Single ThrowType	OFF	(ON)	1 — (3)
Double Pole Single ThrowType	OFF	(ON)	1 — (3) 4 — (6)	1 — (3) 4 — (6)

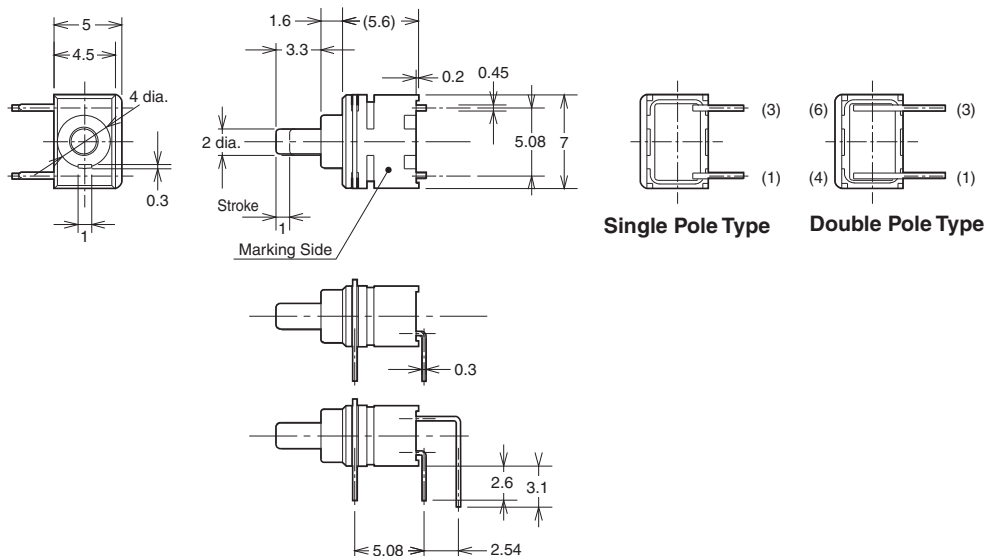
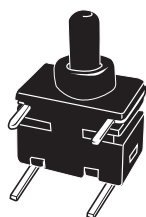
Dimensions

DIP terminal

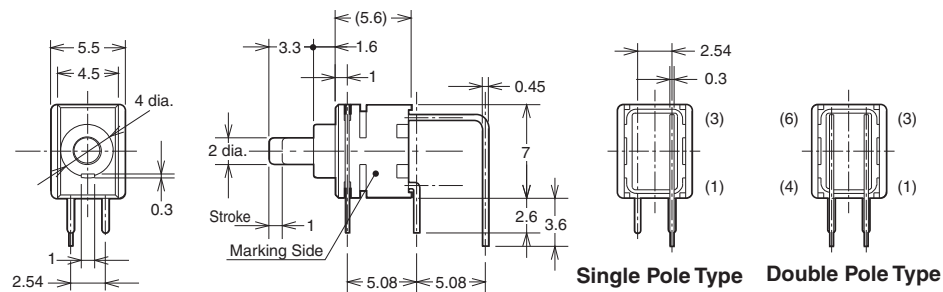



Note: NO.(4) and (6) terminals in the Single Pole models are dummies to support the Switch case.

Right Angle



Vertical Mount



Precautions

■ Correct Use

Soldering

Observe the following conditions when soldering the Pushbutton Switch.

Automatic Soldering Bath

Soldering temperature: 260°C max. (Preheating: 100°C 120 s)
Soldering time: 5 s max.

Manual Soldering

Soldering temperature: 350°C at the tip of the soldering iron.
Soldering time: 3 s max.

Washing

Apply alcohol based solvents to clean.

Do not clean the switch immediately after soldering. Wait for at least five minutes after soldering before cleaning.

Ultrasonic cleaning is not available dip into the switch washing agents for two minute maximum.

Using Flux

Making mistakes in the type of flux or in the amount or method in which it is applied can cause flux to enter the interior of the Switch, with adverse effects on Switch performance. Assess the proper flux, conditions, and methods prior to using it.

Environment for Storage and Use

To prevent discoloration of the terminals and other problems during storage, do not store the switch in locations subject to the following conditions.

1. High temperatures or humidity
2. Corrosive gases
3. Direct sunlight

Also, the switch is not waterproof or splash-resistant. Do not install or use the switch in locations that are subject to contact with water.

Do not subject the switch to freezing or condensation.

■ Cautions

Use the Pushbutton Switch within the rated voltage and current ranges, otherwise the Pushbutton Switch may have a shortened life expectancy, radiate heat, or burn out. This particularly applies to the instantaneous voltages and currents when switching.

Handling

Do not apply excessive operating force to the Switch. Otherwise the Switch may be damaged or deformed, and the switch mechanism may malfunction as a result. Apply an operating force not exceeding 1,000 gf (9.8 N). Apply the operating load from the top of the actuator. Do not apply a load from an angle or from above the actuator. Doing so may deform the Switch contact.

■ RoHS Compliant

The "RoHS Compliant" designation indicates that the listed models do not contain the six hazardous substances covered by the RoHS Directive.

Reference: The following standards are used to determine compliance for the six substances.

Lead:	1,000 ppm max.
Mercury:	1,000 ppm max.
Cadmium:	100 ppm max.
Hexavalent chromium:	1,000 ppm max.
PBB:	1,000 ppm max.
PBDE:	1,000 ppm max.



All sales are subject to Omron Electronic Components LLC standard terms and conditions of sale, which can be found at http://www.components.omron.com/components/web/webfiles.nsf/sales_terms.html

ALL DIMENSIONS SHOWN ARE IN MILLIMETERS.
To convert millimeters into inches, multiply by 0.03937. To convert grams into ounces, multiply by 0.03527.

OMRON[®]

**OMRON ELECTRONIC
COMPONENTS LLC**

55 E. Commerce Drive, Suite B
Schaumburg, IL 60173

847-882-2288

OMRON ON-LINE

Global - <http://www.omron.com>

USA - <http://www.components.omron.com>

Cat. No. A198-E-02

01/12

Specifications subject to change without notice

Printed in USA

Данный компонент на территории Российской Федерации

Вы можете приобрести в компании MosChip.

Для оперативного оформления запроса Вам необходимо перейти по данной ссылке:

<http://moschip.ru/get-element>

Вы можете разместить у нас заказ для любого Вашего проекта, будь то серийное производство или разработка единичного прибора.

В нашем ассортименте представлены ведущие мировые производители активных и пассивных электронных компонентов.

Нашей специализацией является поставка электронной компонентной базы двойного назначения, продукции таких производителей как XILINX, Intel (ex.ALTERA), Vicor, Microchip, Texas Instruments, Analog Devices, Mini-Circuits, Amphenol, Glenair.

Сотрудничество с глобальными дистрибьюторами электронных компонентов, предоставляет возможность заказывать и получать с международных складов практически любой перечень компонентов в оптимальные для Вас сроки.

На всех этапах разработки и производства наши партнеры могут получить квалифицированную поддержку опытных инженеров.

Система менеджмента качества компании отвечает требованиям в соответствии с ГОСТ Р ИСО 9001, ГОСТ РВ 0015-002 и ЭС РД 009

Офис по работе с юридическими лицами:

105318, г.Москва, ул.Щербаковская д.3, офис 1107, 1118, ДЦ «Щербаковский»

Телефон: +7 495 668-12-70 (многоканальный)

Факс: +7 495 668-12-70 (доб.304)

E-mail: info@moschip.ru

Skype отдела продаж:

moschip.ru

moschip.ru_4

moschip.ru_6

moschip.ru_9