

# Common Mode for Power Line, Through-Hole Type, SHO Series

## Overview

The KEMET SHO coils are common mode chokes with a wide variety of characteristics. These through-hole toroidal coils are suitable for noise countermeasure in DC power line circuits.

## Applications

- Audio-visual equipment
- Office automation equipment
- Digital appliances
- Home appliances
- Power supplies

## Benefits

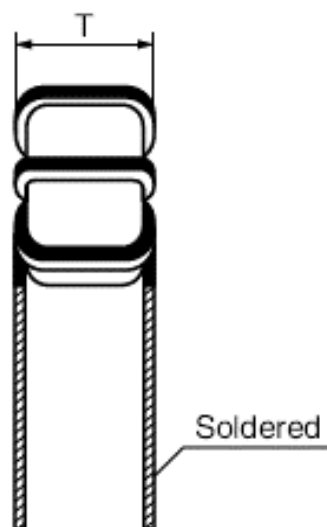
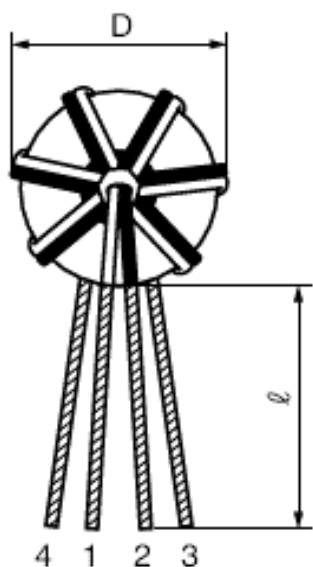
- Nickel-Zinc (Ni-Zn) ferrite core
- Operating temperature range from  $-25^{\circ}\text{C}$  to  $+70^{\circ}\text{C}$  (except SHO-303:  $-25^{\circ}\text{C}$  to  $+75^{\circ}\text{C}$  and SHO-402 and SHO-501:  $-25^{\circ}\text{C}$  to  $+80^{\circ}\text{C}$ )
- RoHS Compliant



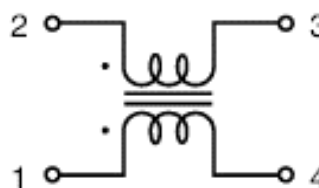
## Part Number System

SHO-	10	1
Series	Core Size	Internal Management Code
SHO-	10 = 7.6 mm 20 = 7.6 mm 30 = 7.6 mm 40 = 5.4 mm 50 = 4.5 mm	1 2 3

## Dimensions – Millimeters



Circuit Diagram



Part Number	Dimensions - Millimeters		
	D Maximum	T Maximum	ℓ
SHO-101	11.0	7.5	10 ±3
SHO-102	11.0	7.5	10 ±3
SHO-301	11.0	7.5	10 ±3
SHO-302	11.0	7.5	10 ±3
SHO-303	11.0	8.0	10 ±3
SHO-402	7.5	5.0	4 ±2
SHO-501	6.2	3.4	4 ±2

## Environmental Compliance

All KEMET DC line filters are RoHS Compliant.



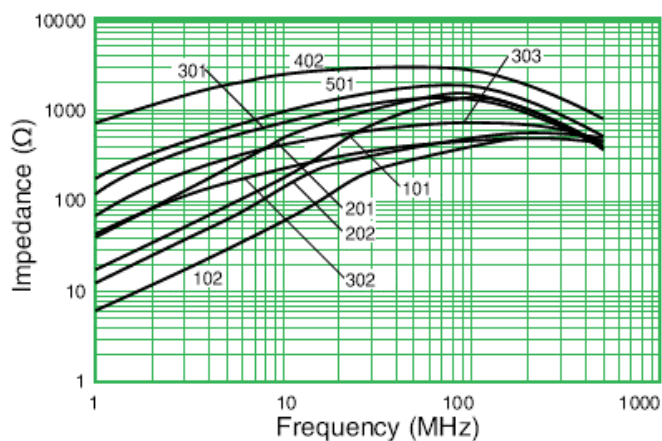
## Performance Characteristics

Item	Performance Characteristics
Rated Voltage	50 VDC
Rated Current Range	0.8 – 4.0 A
Rated Inductance Range	0.6 – 99.0 $\mu$ H minimum
Inductance Measurement Condition	100 kHz, 1 mA
Rated DC Resistance Range	8 – 120 m $\Omega$ maximum
Operating Temperature Range	SHO-101, SHO-102, SHO-301 and SHO-302: -25°C to +70°C (not including self-temperature rise) SHO-303: -25°C to +75°C (not including self-temperature rise) SHO-402 and SHO-501: -25°C to +80°C (not including self-temperature rise)

**Table 1 – Ratings & Part Number Reference**

Part Number	Rated Voltage DC (V)	Rated Current (A)	Inductance ( $\mu$ H) Minimum	DC Resistance/Line (m $\Omega$ ) Maximum	Weight (g)
SHO-101	50	4.0	2.0	15.5	1.16
SHO-102	50	4.0	0.6	10.0	1.05
SHO-301	50	4.0	12.0	15.5	1.16
SHO-302	50	4.0	3.9	10.0	1.05
SHO-303	50	5.0	6.0	8.0	1.24
SHO-402	50	0.8	99.0	120.0	0.37
SHO-501	50	0.8	17.5	105.0	0.20

## Frequency Characteristics



## Packaging

Part Type	Packaging Type	Pieces per Box
SHO-***	Bulk	6,000

## Handling Precautions

### Precautions for product storage

DC Line Filters should be stored in normal working environments. While the chokes themselves are quite robust in other environments, solderability will be degraded by exposure to high temperatures, high humidity, corrosive atmospheres, and long term storage.

KEMET recommends that maximum storage temperature not exceed 40°C and maximum storage humidity not exceed 70% relative humidity. Atmospheres should be free of chlorine and sulfur bearing compounds. Temperature fluctuations should be minimized to avoid condensation on the parts. Do not store near strong magnetic fields, as this might magnetize the product.

For optimized solderability, DC line filter stock should be used promptly, preferably within six months of receipt.

### Product temperature rise values

The values listed for temperature rise are the result of self-heating in wires when the rated current (commercial frequency) is applied. When using, check and evaluate the value of the core temperature rise under actual operating conditions.

## Export Control

### For customers in Japan

For products that are controlled items subject to the “Foreign Exchange and Foreign Trade Law” of Japan, the export license specified by the law is required for export.

### For customers outside Japan

DC Line Filters should not be used or sold for use in the development, production, stockpiling or utilization of any conventional weapons or mass-destructive weapons (nuclear weapons, chemical or biological weapons, or missiles) or any other weapons.

## KEMET Electronics Corporation Sales Offices

For a complete list of our global sales offices, please visit [www.kemet.com/sales](http://www.kemet.com/sales).

---

## Disclaimer

All product specifications, statements, information and data (collectively, the "Information") in this datasheet are subject to change. The customer is responsible for checking and verifying the extent to which the Information contained in this publication is applicable to an order at the time the order is placed. All Information given herein is believed to be accurate and reliable, but it is presented without guarantee, warranty, or responsibility of any kind, expressed or implied.

Statements of suitability for certain applications are based on KEMET Electronics Corporation's ("KEMET") knowledge of typical operating conditions for such applications, but are not intended to constitute – and KEMET specifically disclaims – any warranty concerning suitability for a specific customer application or use. The Information is intended for use only by customers who have the requisite experience and capability to determine the correct products for their application. Any technical advice inferred from this Information or otherwise provided by KEMET with reference to the use of KEMET's products is given gratis, and KEMET assumes no obligation or liability for the advice given or results obtained.

Although KEMET designs and manufactures its products to the most stringent quality and safety standards, given the current state of the art, isolated component failures may still occur. Accordingly, customer applications which require a high degree of reliability or safety should employ suitable designs or other safeguards (such as installation of protective circuitry or redundancies) in order to ensure that the failure of an electrical component does not result in a risk of personal injury or property damage.

Although all product-related warnings, cautions and notes must be observed, the customer should not assume that all safety measures are indicated or that other measures may not be required.

When providing KEMET products and technologies contained herein to other countries, the customer must abide by the procedures and provisions stipulated in all applicable export laws and regulations, including without limitation the International Traffic in Arms Regulations (ITAR), the US Export Administration Regulations (EAR) and the Japan Foreign Exchange and Foreign Trade Act.

*KEMET is a registered trademark of KEMET Electronics Corporation.*

## Данный компонент на территории Российской Федерации

### Вы можете приобрести в компании MosChip.

Для оперативного оформления запроса Вам необходимо перейти по данной ссылке:

<http://moschip.ru/get-element>

Вы можете разместить у нас заказ для любого Вашего проекта, будь то серийное производство или разработка единичного прибора.

В нашем ассортименте представлены ведущие мировые производители активных и пассивных электронных компонентов.

Нашей специализацией является поставка электронной компонентной базы двойного назначения, продукции таких производителей как XILINX, Intel (ex.ALTERA), Vicor, Microchip, Texas Instruments, Analog Devices, Mini-Circuits, Amphenol, Glenair.

Сотрудничество с глобальными дистрибьюторами электронных компонентов, предоставляет возможность заказывать и получать с международных складов практически любой перечень компонентов в оптимальные для Вас сроки.

На всех этапах разработки и производства наши партнеры могут получить квалифицированную поддержку опытных инженеров.

Система менеджмента качества компании отвечает требованиям в соответствии с ГОСТ Р ИСО 9001, ГОСТ РВ 0015-002 и ЭС РД 009

### Офис по работе с юридическими лицами:

105318, г.Москва, ул.Щербаковская д.3, офис 1107, 1118, ДЦ «Щербаковский»

Телефон: +7 495 668-12-70 (многоканальный)

Факс: +7 495 668-12-70 (доб.304)

E-mail: [info@moschip.ru](mailto:info@moschip.ru)

Skype отдела продаж:

moschip.ru

moschip.ru\_4

moschip.ru\_6

moschip.ru\_9