



BAS316

High Speed Switching Diode 400mW

Features

- Lead Free Finish/RoHS Compliant ("P" Suffix designates RoHS Compliant. See ordering information)
- Epoxy meets UL 94 V-0 flammability rating
- Moisture Sensitivity Level 1
- Surface Mount Package Ideally Suited for Automatic Insertion
- High switching speed: max. 4ns
- Continuous reverse voltage: max. 100V
- Repetitive peak reverse voltage: max. 100V
- Repetitive peak forward current: max. 500mA
- Halogen free available upon request by adding suffix "-HF"

Mechanical Data

- Marking: A6
- Polarity: Indicated by Cathode Band

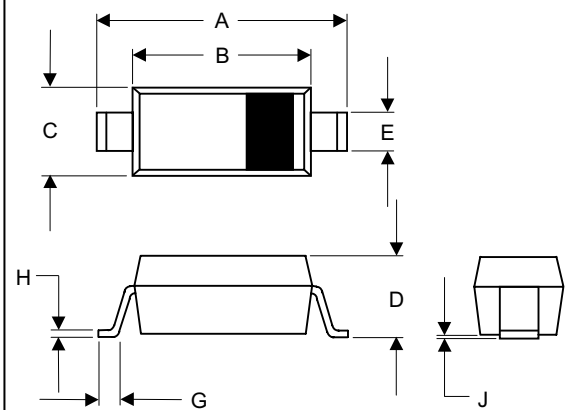
Maximum Ratings @ 25°C Unless Otherwise Specified

Parameter	Symbol	Limits	Unit
DC Reverse Voltage	V_R	100	V
Forward Current	I_F	250	mA
Total Device Dissipation	P_D	400	mW
Junction and Storage temperature	T_j, P_{stg}	-65~+150	°C
Non-repetitive peak forward current	I_{FSM}	4	A
$t=1\mu s$		1	
$t=1ms$		0.5	

Electrical Characteristics @ 25°C Unless Otherwise Specified

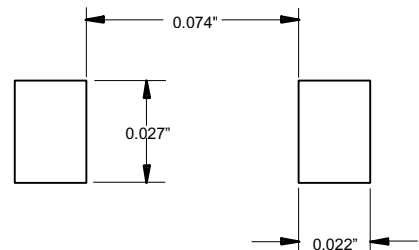
Parameter	Symbol	Test Condions	MIN	MAX	UNIT
Reverse breakdown voltage	V_{BR}	$I_R=100\mu A$	100	...	V
Forward voltage	V_F	$I_F=1mA$...	715	mV
		$I_F=10mA$...	855	
		$I_F=50mA$...	1000	
		$I_F=150mA$...	1250	
Reverse leakage current	I_R	$V_R=25V$...	0.03	uA
		$V_R=75V$...	1	
Reverse recovery time	T_{rr}	$I_F=I_R=10mA_{dc}$, $R_L=100\Omega$...	4	ns
Diode capacitance	C_D	$V_R=0V, f=1MHz$...	1.5	pF

SOD-323



DIM	DIMENSIONS				NOTE
	INCHES		MM		
	MIN	MAX	MIN	MAX	
A	.090	.107	2.30	2.70	
B	.063	.071	1.60	1.80	
C	.045	.053	1.15	1.35	
D	.031	.045	0.80	1.15	
E	.010	.016	0.25	0.40	
G	.004	.018	0.10	0.45	
H	.004	.010	0.10	0.25	
J	-----	.006	-----	0.15	

SUGGESTED SOLDER PAD LAYOUT



BAS316

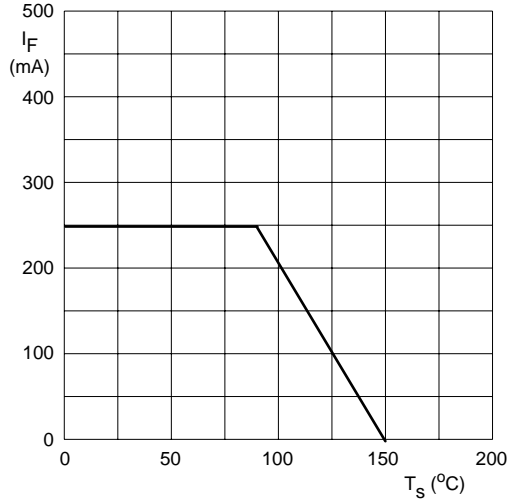


Fig.1 Maximum permissible continuous forward current as a function of soldering point temperature.

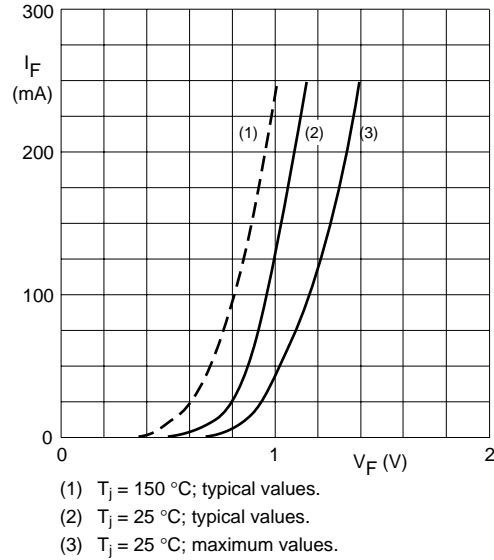
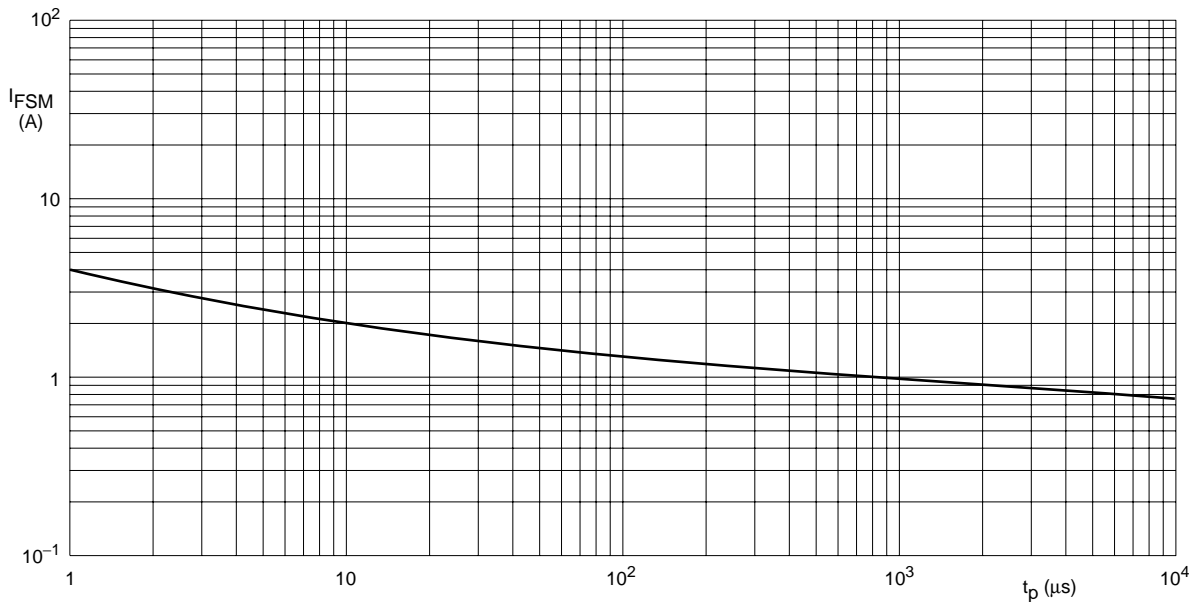


Fig.2 Forward current as a function of forward voltage.



Based on square wave currents.
 $T_j = 25$ °C prior to surge.

Fig.3 Maximum permissible non-repetitive peak forward current as a function of pulse duration.

BAS316

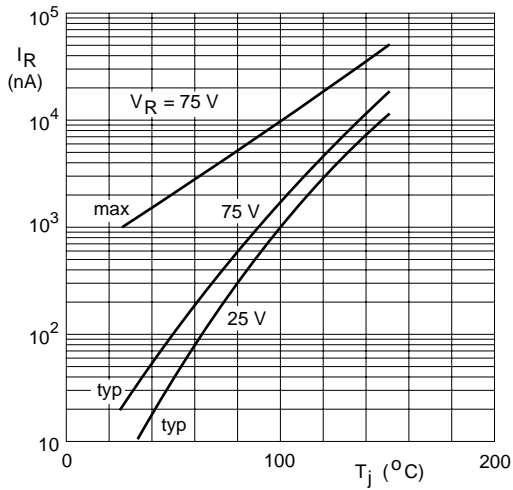
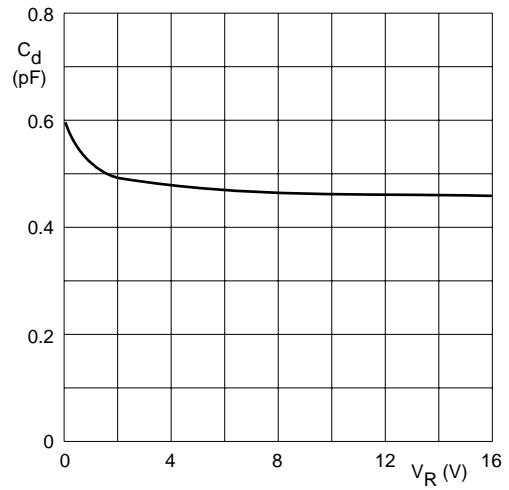


Fig.4 Reverse current as a function of junction temperature.



$f = 1 \text{ MHz}; T_j = 25 \text{ }^\circ\text{C}.$

Fig.5 Diode capacitance as a function of reverse voltage; typical values.



TM

Micro Commercial Components

Ordering Information :

Device	Packing
Part Number-TP	Tape&Reel: 3Kpcs/Reel

Note : Adding "-HF" suffix for halogen free, eg. Part Number-TP-HF

IMPORTANT NOTICE

Micro Commercial Components Corp. reserves the right to make changes without further notice to any product herein to make corrections, modifications , enhancements , improvements , or other changes . **Micro Commercial Components Corp .** does not assume any liability arising out of the application or use of any product described herein; neither does it convey any license under its patent rights ,nor the rights of others . The user of products in such applications shall assume all risks of such use and will agree to hold **Micro Commercial Components Corp .** and all the companies whose products are represented on our website, harmless against all damages.

LIFE SUPPORT

MCC's products are not authorized for use as critical components in life support devices or systems without the express written approval of Micro Commercial Components Corporation.

CUSTOMER AWARENESS

Counterfeiting of semiconductor parts is a growing problem in the industry. Micro Commercial Components (MCC) is taking strong measures to protect ourselves and our customers from the proliferation of counterfeit parts. MCC strongly encourages customers to purchase MCC parts either directly from MCC or from Authorized MCC Distributors who are listed by country on our web page cited below. Products customers buy either from MCC directly or from Authorized MCC Distributors are genuine parts, have full traceability, meet MCC's quality standards for handling and storage. **MCC will not provide any warranty coverage or other assistance for parts bought from Unauthorized Sources.** MCC is committed to combat this global problem and encourage our customers to do their part in stopping this practice by buying direct or from authorized distributors.

www.mccsemi.com

Данный компонент на территории Российской Федерации

Вы можете приобрести в компании MosChip.

Для оперативного оформления запроса Вам необходимо перейти по данной ссылке:

<http://moschip.ru/get-element>

Вы можете разместить у нас заказ для любого Вашего проекта, будь то серийное производство или разработка единичного прибора.

В нашем ассортименте представлены ведущие мировые производители активных и пассивных электронных компонентов.

Нашей специализацией является поставка электронной компонентной базы двойного назначения, продукции таких производителей как XILINX, Intel (ex.ALTERA), Vicor, Microchip, Texas Instruments, Analog Devices, Mini-Circuits, Amphenol, Glenair.

Сотрудничество с глобальными дистрибьюторами электронных компонентов, предоставляет возможность заказывать и получать с международных складов практически любой перечень компонентов в оптимальные для Вас сроки.

На всех этапах разработки и производства наши партнеры могут получить квалифицированную поддержку опытных инженеров.

Система менеджмента качества компании отвечает требованиям в соответствии с ГОСТ Р ИСО 9001, ГОСТ РВ 0015-002 и ЭС РД 009

Офис по работе с юридическими лицами:

105318, г.Москва, ул.Щербаковская д.3, офис 1107, 1118, ДЦ «Щербаковский»

Телефон: +7 495 668-12-70 (многоканальный)

Факс: +7 495 668-12-70 (доб.304)

E-mail: info@moschip.ru

Skype отдела продаж:

moschip.ru

moschip.ru_4

moschip.ru_6

moschip.ru_9