

TYPICAL INDICATOR ORDERING EXAMPLE

YB **04** **K** **W01** — **12** — **FB**

Shapes

Bushing Mounting	
01	Square
02	Round
03	Rectangular
Snap-in Mounting	
04	Square
05	Round
06	Rectangular

Panel Seal

No Code	Without Panel Seal
W	With Panel Seal (Bushing Mount only)

Housing

K	Black only
---	------------

Terminals

W01	Silver Solder Lug/.110" (2.8mm) Quick Connect*
-----	---

Lamps

Incandescent Lamp	
05	5-volt
12	12-volt

Bright LED

LED Colors	Resistor
5C Red	No Code No Resistor
5D Amber	05 5-volt
	12 12-volt
5F Green	24 24-volt

Super Bright LED

6B	White
6F	Green
6G	Blue

Bicolor LED

LED Colors	Forward Voltage
2CF Red/Green	02 2-volt (no resistor)
	05 5-volt
	12 12-volt
	24 24-volt

Cap Types & Colors

Solid Cap: Lens/Insert Colors	
BB	White/White
CB	Red/White
EB	Yellow/White
FB	Green/White
GB	Blue/White

LED Cap: Lens/Insert Colors

JB	Clear/White
JC	Clear/Red
JD	Clear/Amber
JF	Clear/Green

LED Cap: Lens/Insert Colors

JB	Clear/White
----	-------------


LED Cap: Lens/Insert Colors

JB	Clear/White
----	-------------

* Wire harness & cable assemblies offered only in Americas

DESCRIPTION FOR TYPICAL ORDERING EXAMPLE

YB04KW01-12-FB

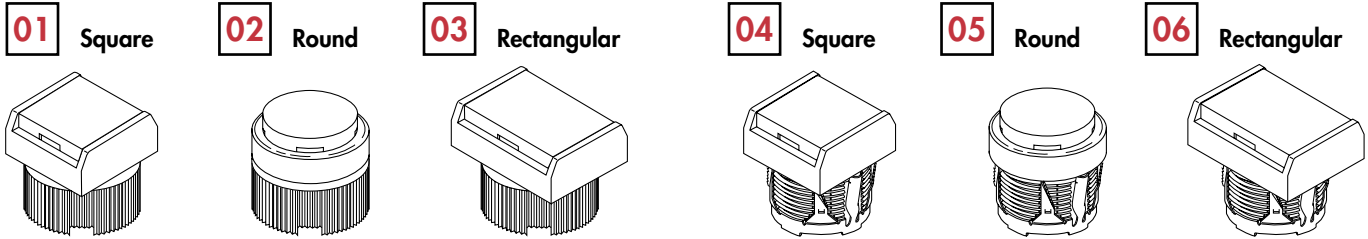


Toggles
Rockers
Pushbuttons
Illuminated PB
Programmable
Keylocks
Rotaries
Slides
Tactiles
Tilt
Touch
Accessories
Supplement

SHAPES & MOUNTING TYPES

Bushing Mounting

Snap-in Mounting



Bezel-barrier is an integral part of the indicator body.

PANEL SEAL

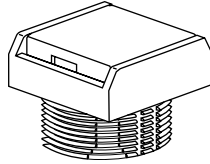
No Code

Without Panel Seal

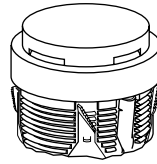
W

With Panel Seal

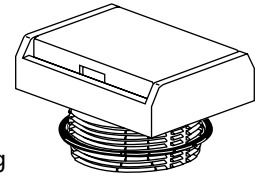
Bushing Mounting



Snap-in Mounting



Bushing Mounting only




Supplied with mounting nut.

Supplied with mounting nut and o-ring AT089.

INCANDESCENT LAMP & SOLID CAP

The electrical specifications shown are determined at a basic temperature of 25°C.
If the source voltage exceeds the rated voltage, a ballast resistor is required.
The resistor value can be calculated by using the formula in the Supplement section.

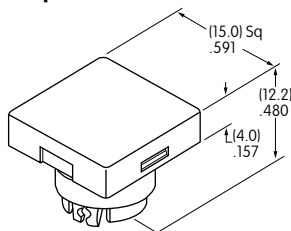
AT611  T-1 Bi-pin		05	12	
	Voltage	V	5V AC	12V AC
	Current	I	115mA	60mA
	MSCP		.150	.150
	Endurance	Hours	7,000 average	
	Ambient Temperature Range		-25°C ~ +50°C	

Solid Cap for Incandescent Lamp

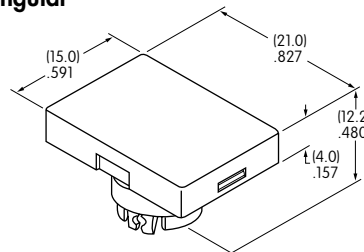
Lens/Insert Colors Available:

- BB** White/White
- CB** Red/White
- EB** Yellow/White
- FB** Green/White
- GB** Blue/White

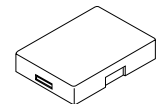
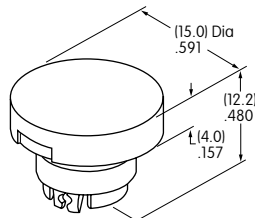
AT3001 Square



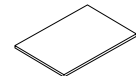
AT3003 Rectangular



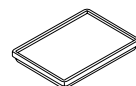
AT3002 Round



Translucent Colored Lens



Translucent White Insert



Translucent White Seal/Filter




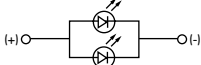
Incandescent Lamp AT611

Materials: Polycarbonate (Lens & Insert)
Thermoplastic Elastomer (Seal/Filter)
Finish: Glossy


BRIGHT LEDS & LED CAPS

The electrical specifications shown are determined at a basic temperature of 25°C.
 If the source voltage exceeds the rated voltage, a ballast resistor is required.
 The resistor value can be calculated by using the formula in the Supplement section.

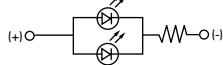
Electrical Specifications for Bright LED without Resistor

Bright AT628   T-1 Bi-pin	Colors Available: 5C Red 5D Amber 5F Green No Code No Resistor	Unit				
	Forward Peak Current	I_{FM}	40	40	40	mA
	Continuous Forward Current	I_F	26	26	26	mA
	Forward Voltage	V_F	1.9	2.0	2.0	V
	Reverse Peak Voltage	V_{RM}	4	4	4	V
	Current Reduction Rate Above 25°C	ΔI_F	0.50			mA/°C
	Ambient Temperature Range	-25 ~ +50			°C	

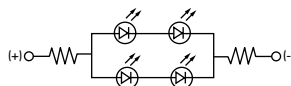
Electrical Specifications for Bright LED with Resistor

Bright AT634  T-1 1/4 Bi-pin	Colors Available: 5C Red 5D Amber 5F Green 05 12 24	Unit				
	Forward Peak Current	I_{FM}	—	—	—	mA
	Continuous Forward Current	I_F	25	20	10	mA
	Forward Voltage	V_F	5	12	24	V
	Reverse Peak Voltage	V_{RM}	4	8	16	V
	Current Reduction Rate Above 25°C	ΔI_F	—	—	—	mA/°C
	Ambient Temperature Range	-25 ~ +50			°C	

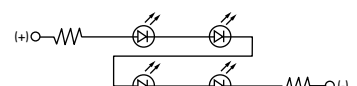
AT634
5-volt,
2-element
with Resistor



AT634
12-volt,
4-element
with Resistor



AT634
24-volt,
4-element
with Resistor

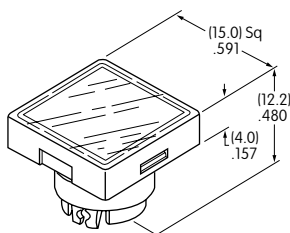


Cap for Bright LED

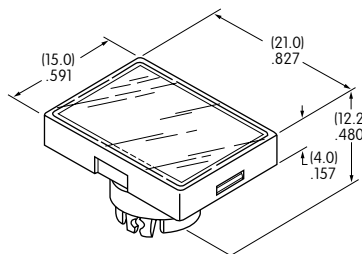
Lens/Insert
Colors Available:

- JB Clear/White
- JC Clear/Red
- JD Clear/Amber
- JF Clear/Green

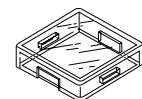
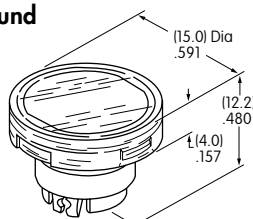
AT3004
Square



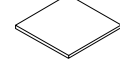
AT3006
Rectangular



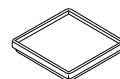
AT3005
Round



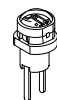
Transparent Clear Lens



Translucent Colored Insert



Translucent White Seal/Diffuser






Bright LEDs
AT628 AT634

Materials: Polycarbonate (Lens & Insert)
 Thermoplastic Elastomer (Seal/Diffuser)
 Finish: Glossy

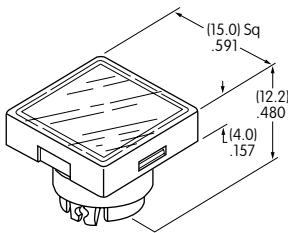
SUPER BRIGHT LEDs & LED CAPS

The electrical specifications shown are determined at a basic temperature of 25°C.
 If the source voltage exceeds the rated voltage, a ballast resistor is required.
 The resistor value can be calculated by using the formula in the Supplement section.

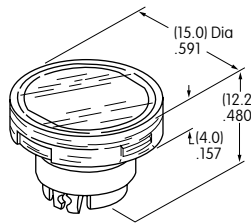
 <p>Super Bright AT625G Blue AT631B White AT632F Green</p> <p>T-1 Bi-pin</p>	 	<div style="display: flex; justify-content: space-around;"> <div style="border: 1px solid black; padding: 2px; text-align: center;">6B</div> <div style="border: 1px solid black; padding: 2px; text-align: center;">6F</div> <div style="border: 1px solid black; padding: 2px; text-align: center;">6G</div> </div>	Unit			
	Colors:	White	Green	Blue		
	Forward Peak Current	I_{FM}	30	30	30	mA
	Continuous Forward Current	I_F	20	20	20	mA
	Forward Voltage	V_F	3.6	3.5	3.6	V
	Reverse Peak Voltage	V_{RM}	5	5	5	V
	Current Reduction Rate Above 25°C	ΔI_F	0.50			mA/°C
Ambient Temperature Range		-25 ~ +50			°C	

Cap for Super Bright LED

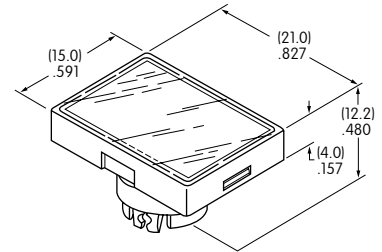
**AT3014
Square**



**AT3015
Round**

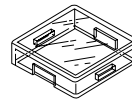


**AT3016
Rectangular**

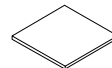


Lens/Insert
 Colors Available:

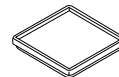
JB Clear/White



Transparent Clear Lens



Translucent White Insert



Translucent White Seal/Diffuser





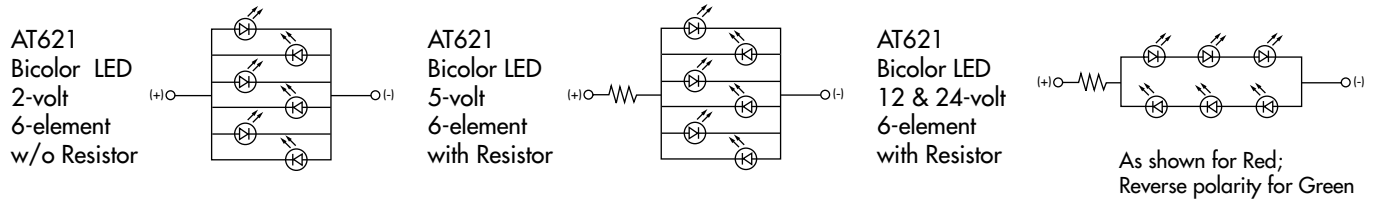
Super Bright LEDs
 AT625 AT631
 AT632

Materials: Polycarbonate (Lens & Insert)
 Thermoplastic Elastomer (Seal/Diffuser)

BICOLOR LED & LED CAPS

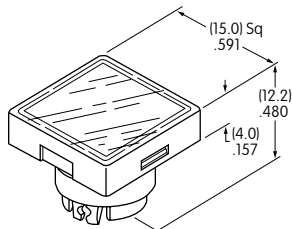
The electrical specifications shown are determined at a basic temperature of 25°C.
 If the source voltage exceeds the rated voltage, a ballast resistor is required.
 The resistor value can be calculated by using the formula in the Supplement section.

Bicolor AT621  Red/Green  T-1 1/2 Bi-pin	Bicolor LED is translucent white in OFF state.	02	05	12	24	Unit
	Forward Peak Current I_{FM}	60	60	20	12	mA
	Continuous Forward Current I_F	45	45	15	10	mA
	Forward Voltage V_F	2.1	5	12	24	V
	Current Reduction Rate Above 25°C ΔI_F	0.80	---	---	---	mA/°C
	Ambient Temperature Range	-25 ~ +50			°C	

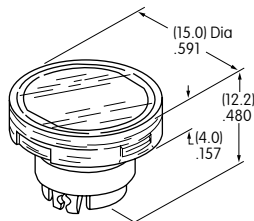


LED Caps

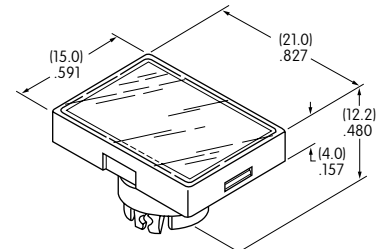
AT3004 Square



AT3005 Round

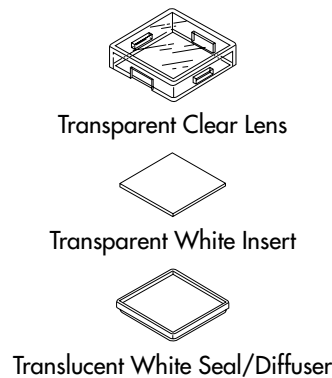


AT3006 Rectangular



Lens/Insert
 Colors Available:

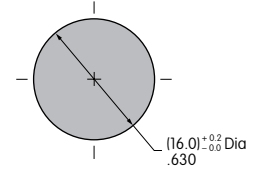
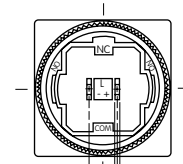
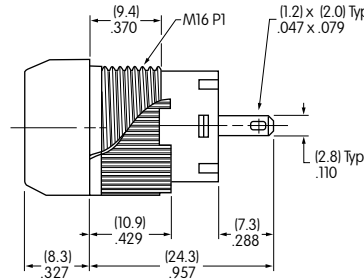
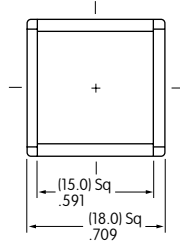
JB Clear/White



Materials: Polycarbonate (Lens & Insert)
 Thermoplastic Elastomer (Seal/Diffuser)

TYPICAL INDICATOR DIMENSIONS

Square • Bushing Mounting

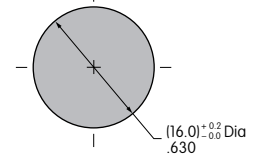
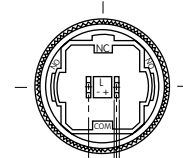
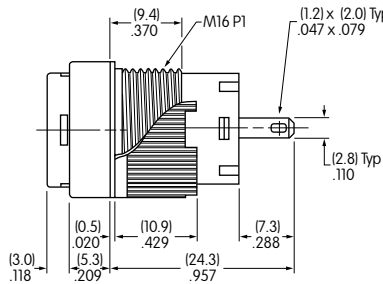
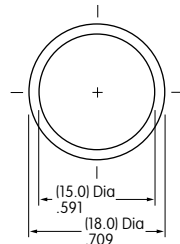


Panel Thickness

.020" ~ .197" (0.5mm ~ 5.0mm)

YB01KW01-12-CB

Round • Panel Seal

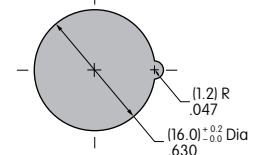
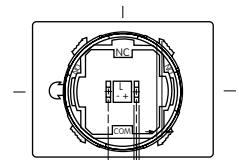
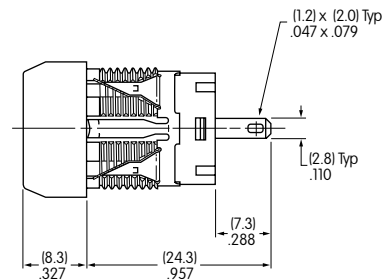
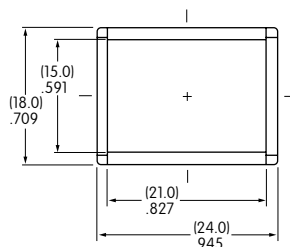


Panel Thickness

.020" ~ .197" (0.5mm ~ 5.0mm)

YB02WKW01-12-CB

Rectangular • Snap-in Mounting



Panel Thickness

.039" ~ .138" (1.0mm ~ 3.5mm)

YB06KW01-12-CB

Данный компонент на территории Российской Федерации

Вы можете приобрести в компании MosChip.

Для оперативного оформления запроса Вам необходимо перейти по данной ссылке:

<http://moschip.ru/get-element>

Вы можете разместить у нас заказ для любого Вашего проекта, будь то серийное производство или разработка единичного прибора.

В нашем ассортименте представлены ведущие мировые производители активных и пассивных электронных компонентов.

Нашей специализацией является поставка электронной компонентной базы двойного назначения, продукции таких производителей как XILINX, Intel (ex.ALTERA), Vicor, Microchip, Texas Instruments, Analog Devices, Mini-Circuits, Amphenol, Glenair.

Сотрудничество с глобальными дистрибьюторами электронных компонентов, предоставляет возможность заказывать и получать с международных складов практически любой перечень компонентов в оптимальные для Вас сроки.

На всех этапах разработки и производства наши партнеры могут получить квалифицированную поддержку опытных инженеров.

Система менеджмента качества компании отвечает требованиям в соответствии с ГОСТ Р ИСО 9001, ГОСТ РВ 0015-002 и ЭС РД 009

Офис по работе с юридическими лицами:

105318, г.Москва, ул.Щербаковская д.3, офис 1107, 1118, ДЦ «Щербаковский»

Телефон: +7 495 668-12-70 (многоканальный)

Факс: +7 495 668-12-70 (доб.304)

E-mail: info@moschip.ru

Skype отдела продаж:

moschip.ru

moschip.ru_4

moschip.ru_6

moschip.ru_9