

## TYPICAL INDICATOR ORDERING EXAMPLE

**YB** **04** **K** **W01** — **12** — **FB**

### Shapes

| Bushing Mounting |             |
|------------------|-------------|
| 01               | Square      |
| 02               | Round       |
| 03               | Rectangular |
| Snap-in Mounting |             |
| 04               | Square      |
| 05               | Round       |
| 06               | Rectangular |

### Panel Seal

|         |                                      |
|---------|--------------------------------------|
| No Code | Without Panel Seal                   |
| W       | With Panel Seal (Bushing Mount only) |

### Housing

|   |            |
|---|------------|
| K | Black only |
|---|------------|

### Terminals

|     |   |
|-----|---|
| W01 | Silver Solder Lug/.110" (2.8mm)<br>Quick Connect* |
|-----|---|

### Lamps

| Incandescent Lamp |         |
|-------------------|---------|
| 05                | 5-volt  |
| 12                | 12-volt |

### Bright LED

| LED Colors | Resistor            |
|------------|---------------------|
| 5C Red     | No Code No Resistor |
| 5D Amber   | 05 5-volt           |
|            | 12 12-volt          |
| 5F Green   | 24 24-volt          |

### Super Bright LED

|    |       |
|----|-------|
| 6B | White |
| 6F | Green |
| 6G | Blue  |

### Bicolor LED

| LED Colors    | Forward Voltage         |
|---------------|-------------------------|
| 2CF Red/Green | 02 2-volt (no resistor) |
|               | 05 5-volt               |
|               | 12 12-volt              |
|               | 24 24-volt              |

### Cap Types & Colors

| Solid Cap: Lens/Insert Colors |              |
|-------------------------------|--------------|
| BB                            | White/White  |
| CB                            | Red/White    |
| EB                            | Yellow/White |
| FB                            | Green/White  |
| GB                            | Blue/White   |

### LED Cap: Lens/Insert Colors

|    |             |
|----|-------------|
| JB | Clear/White |
| JC | Clear/Red   |
| JD | Clear/Amber |
| JF | Clear/Green |

### LED Cap: Lens/Insert Colors

|    |             |
|----|-------------|
| JB | Clear/White |
|----|-------------|

### LED Cap: Lens/Insert Colors

|    |             |
|----|-------------|
| JB | Clear/White |
|----|-------------|

\* Wire harness & cable assemblies offered only in Americas

### DESCRIPTION FOR TYPICAL ORDERING EXAMPLE

**YB04KW01-12-FB**



Toggles  
Rockers  
Pushbuttons  
Illuminated PB  
Programmable  
Keylocks  
Rotaries  
Slides  
Tactiles  
Tilt  
Touch  
Accessories  
Supplement

### SHAPES & MOUNTING TYPES

#### Bushing Mounting

**01** Square



**02** Round



**03** Rectangular



#### Snap-in Mounting

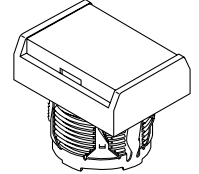
**04** Square



**05** Round



**06** Rectangular



Bezel-barrier is an integral part of the indicator body.

### PANEL SEAL

**No Code**

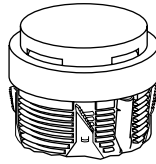
Without Panel Seal

**Bushing Mounting**



Supplied with mounting nut.

**Snap-in Mounting**



**W**

With Panel Seal

**Bushing Mounting only**



Supplied with mounting nut and o-ring AT089.

### INCANDESCENT LAMP & SOLID CAP

The electrical specifications shown are determined at a basic temperature of 25°C.  
If the source voltage exceeds the rated voltage, a ballast resistor is required.  
The resistor value can be calculated by using the formula in the Supplement section.

|   |                           |           |               |        |
|---|---------------------------|-----------|---------------|--------|
| <b>AT611</b><br><br>T-1 Bi-pin |                           | <b>05</b> | <b>12</b>     |        |
|   | Voltage                   | V         | 5V AC         | 12V AC |
|   | Current                   | I         | 115mA         | 60mA   |
|   | MSCP                      |           | .150          | .150   |
|   | Endurance                 | Hours     | 7,000 average |        |
|   | Ambient Temperature Range |           | -25°C ~ +50°C |        |

#### Solid Cap for Incandescent Lamp

Lens/Insert  
Colors Available:

**BB** White/White

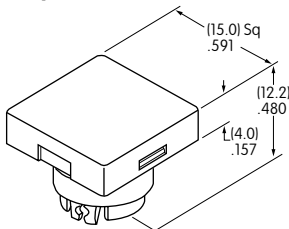
**CB** Red/White

**EB** Yellow/White

**FB** Green/White

**GB** Blue/White

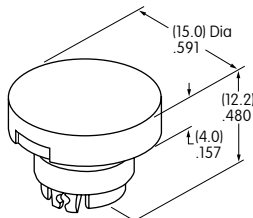
**AT3001**  
Square



**AT3003**  
Rectangular



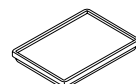
**AT3002**  
Round



Translucent Colored Lens



Translucent White Insert



Translucent White Seal/Filter



Incandescent Lamp AT611

Materials: Polycarbonate (Lens & Insert)  
Thermoplastic Elastomer (Seal/Filter)  
Finish: Glossy

## BRIGHT LEDS & LED CAPS

The electrical specifications shown are determined at a basic temperature of 25°C.  
 If the source voltage exceeds the rated voltage, a ballast resistor is required.  
 The resistor value can be calculated by using the formula in the Supplement section.

### Electrical Specifications for Bright LED without Resistor

|   |   |              |      |     |     |       |
|---|---|--------------|------|-----|-----|-------|
| <b>Bright AT628</b><br><br><br>T-1 Bi-pin | <b>Colors Available:</b> <span style="border: 1px solid black; padding: 2px;">5C</span> Red <span style="border: 1px solid black; padding: 2px;">5D</span> Amber <span style="border: 1px solid black; padding: 2px;">5F</span> Green <span style="border: 1px solid black; padding: 2px;">No Code</span> No Resistor | Unit         |      |     |     |       |
|   | Forward Peak Current  | $I_{FM}$     | 40   | 40  | 40  | mA    |
|   | Continuous Forward Current  | $I_F$        | 26   | 26  | 26  | mA    |
|   | Forward Voltage   | $V_F$        | 1.9  | 2.0 | 2.0 | V     |
|   | Reverse Peak Voltage  | $V_{RM}$     | 4    | 4   | 4   | V     |
|   | Current Reduction Rate Above 25°C   | $\Delta I_F$ | 0.50 |     |     | mA/°C |
|   | Ambient Temperature Range   | -25 ~ +50    |      |     | °C  |       |

### Electrical Specifications for Bright LED with Resistor

|   |  |              |    |    |    |       |
|---|--|--------------|----|----|----|-------|
| <b>Bright AT634</b><br><br>T-1 1/4 Bi-pin | <b>Colors Available:</b> <span style="border: 1px solid black; padding: 2px;">5C</span> Red <span style="border: 1px solid black; padding: 2px;">5D</span> Amber <span style="border: 1px solid black; padding: 2px;">5F</span> Green <span style="border: 1px solid black; padding: 2px;">05</span> <span style="border: 1px solid black; padding: 2px;">12</span> <span style="border: 1px solid black; padding: 2px;">24</span> | Unit         |    |    |    |       |
|   | Forward Peak Current   | $I_{FM}$     | —  | —  | —  | mA    |
|   | Continuous Forward Current   | $I_F$        | 25 | 20 | 10 | mA    |
|   | Forward Voltage  | $V_F$        | 5  | 12 | 24 | V     |
|   | Reverse Peak Voltage   | $V_{RM}$     | 4  | 8  | 16 | V     |
|   | Current Reduction Rate Above 25°C  | $\Delta I_F$ | —  | —  | —  | mA/°C |
|   | Ambient Temperature Range  | -25 ~ +50    |    |    | °C |       |

AT634  
5-volt,  
2-element  
with Resistor



AT634  
12-volt,  
4-element  
with Resistor



AT634  
24-volt,  
4-element  
with Resistor



### Cap for Bright LED

Lens/Insert  
Colors Available:

- JB Clear/White
- JC Clear/Red
- JD Clear/Amber
- JF Clear/Green

**AT3004**  
Square



**AT3006**  
Rectangular



**AT3005**  
Round



Transparent Clear Lens



Translucent Colored Insert



Translucent White Seal/Diffuser



Bright LEDs  
AT628 AT634

Materials: Polycarbonate (Lens & Insert)  
 Thermoplastic Elastomer (Seal/Diffuser)  
 Finish: Glossy

Toggles  
Rocker  
Pushbuttons  
Illuminated PB  
Programmable  
Keylocks  
Rotaries  
Slides  
Tactiles  
Tilt  
Touch  
Indicators  
Accessories  
Supplement

### SUPER BRIGHT LEDS & LED CAPS

The electrical specifications shown are determined at a basic temperature of 25°C.  
 If the source voltage exceeds the rated voltage, a ballast resistor is required.  
 The resistor value can be calculated by using the formula in the Supplement section.

|  |   |  |           |       |       |       |      |
|--|---|--|-----------|-------|-------|-------|------|
| <br>Super Bright<br>AT625G Blue<br>AT631B White<br>AT632F Green<br><br>T-1 Bi-pin |   | <div style="display: flex; justify-content: space-around;"> <div style="border: 1px solid black; padding: 2px; text-align: center;"><b>6B</b></div> <div style="border: 1px solid black; padding: 2px; text-align: center;"><b>6F</b></div> <div style="border: 1px solid black; padding: 2px; text-align: center;"><b>6G</b></div> </div> | Colors:   | White | Green | Blue  | Unit |
|  | Forward Peak Current  | $I_{FM}$   | 30        | 30    | 30    | mA    |      |
|  | Continuous Forward Current  | $I_F$  | 20        | 20    | 20    | mA    |      |
|  | Forward Voltage   | $V_F$  | 3.6       | 3.5   | 3.6   | V     |      |
|  | Reverse Peak Voltage  | $V_{RM}$   | 5         | 5     | 5     | V     |      |
|  | Current Reduction Rate Above 25°C   | $\Delta I_F$   | 0.50      |       |       | mA/°C |      |
|  | Ambient Temperature Range   |  | -25 ~ +50 |       |       | °C    |      |

#### Cap for Super Bright LED

**AT3014**  
Square



**AT3015**  
Round



**AT3016**  
Rectangular

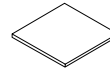


Lens/Insert  
Colors Available:

**JB** Clear/White



Transparent Clear Lens



Translucent White Insert



Translucent White Seal/Diffuser



Super Bright LEDs  
AT625 AT631  
AT632

Materials: Polycarbonate (Lens & Insert)  
Thermoplastic Elastomer (Seal/Diffuser)

BICOLOR LED & LED CAPS

The electrical specifications shown are determined at a basic temperature of 25°C.  
 If the source voltage exceeds the rated voltage, a ballast resistor is required.  
 The resistor value can be calculated by using the formula in the Supplement section.

|  |  |           |           |           |           |       |
|--|--|-----------|-----------|-----------|-----------|-------|
| <b>Bicolor AT621</b><br> Red/Green<br><br>T-1 1/2 Bi-pin | Bicolor LED is translucent white in OFF state. | <b>02</b> | <b>05</b> | <b>12</b> | <b>24</b> | Unit  |
|  | Forward Peak Current $I_{FM}$                  | 60        | 60        | 20        | 12        | mA    |
|  | Continuous Forward Current $I_F$               | 45        | 45        | 15        | 10        | mA    |
|  | Forward Voltage $V_F$                          | 2.1       | 5         | 12        | 24        | V     |
|  | Current Reduction Rate Above 25°C $\Delta I_F$ | 0.80      | ---       | ---       | ---       | mA/°C |
|  | Ambient Temperature Range                      | -25 ~ +50 |           |           | °C        |       |



LED Caps

AT3004 Square



AT3005 Round



AT3006 Rectangular



Lens/Insert  
 Colors Available:

**JB** Clear/White



Materials: Polycarbonate (Lens & Insert)  
 Thermoplastic Elastomer (Seal/Diffuser)

## TYPICAL INDICATOR DIMENSIONS

### Square • Bushing Mounting



Panel Thickness

.020" ~ .197" (0.5mm ~ 5.0mm)

**YB01KW01-12-CB**

### Round • Panel Seal



Panel Thickness

.020" ~ .197" (0.5mm ~ 5.0mm)

**YB02WKW01-12-CB**

### Rectangular • Snap-in Mounting



Panel Thickness

.039" ~ .138" (1.0mm ~ 3.5mm)

**YB06KW01-12-CB**

## Данный компонент на территории Российской Федерации

### Вы можете приобрести в компании MosChip.

Для оперативного оформления запроса Вам необходимо перейти по данной ссылке:

<http://moschip.ru/get-element>

Вы можете разместить у нас заказ для любого Вашего проекта, будь то серийное производство или разработка единичного прибора.

В нашем ассортименте представлены ведущие мировые производители активных и пассивных электронных компонентов.

Нашей специализацией является поставка электронной компонентной базы двойного назначения, продукции таких производителей как XILINX, Intel (ex.ALTERA), Vicor, Microchip, Texas Instruments, Analog Devices, Mini-Circuits, Amphenol, Glenair.

Сотрудничество с глобальными дистрибьюторами электронных компонентов, предоставляет возможность заказывать и получать с международных складов практически любой перечень компонентов в оптимальные для Вас сроки.

На всех этапах разработки и производства наши партнеры могут получить квалифицированную поддержку опытных инженеров.

Система менеджмента качества компании отвечает требованиям в соответствии с ГОСТ Р ИСО 9001, ГОСТ РВ 0015-002 и ЭС РД 009

### Офис по работе с юридическими лицами:

105318, г.Москва, ул.Щербаковская д.3, офис 1107, 1118, ДЦ «Щербаковский»

Телефон: +7 495 668-12-70 (многоканальный)

Факс: +7 495 668-12-70 (доб.304)

E-mail: [info@moschip.ru](mailto:info@moschip.ru)

Skype отдела продаж:

moschip.ru

moschip.ru\_4

moschip.ru\_6

moschip.ru\_9