

TYPICAL INDICATOR ORDERING EXAMPLE

YB 04 [ ] K W01 — 12 — FB

Shapes

Bushings Mounting	
01	Square
02	Round
03	Rectangular
Snap-in Mounting	
04	Square
05	Round
06	Rectangular

Panel Seal

No Code	Without Panel Seal
W	With Panel Seal (Bushings Mount only)

Housing

K	Black only
---	------------

Terminals

W01	Silver Solder Lug/.110" (2.8mm) Quick Connect*
-----	---

Lamps

Incandescent Lamp	
05	5-volt
12	12-volt

Bright LED

LED Colors		Resistor	
5C	Red	No Code	No Resistor
5D	Amber	05	5-volt
		12	12-volt
5F	Green	24	24-volt

Super Bright LED

6B	White
6F	Green
6G	Blue

Bicolor LED

LED Colors		Forward Voltage	
2CF	Red/Green	02	2-volt (no resistor)
		05	5-volt
		12	12-volt
		24	24-volt

Cap Types & Colors

Solid Cap: Lens/Insert Colors	
BB	White/White
CB	Red/White
EB	Yellow/White
FB	Green/White
GB	Blue/White

LED Cap: Lens/Insert Colors

JB	Clear/White
JC	Clear/Red
JD	Clear/Amber
JF	Clear/Green

LED Cap: Lens/Insert Colors

JB	Clear/White
----	-------------

LED Cap: Lens/Insert Colors

JB	Clear/White
----	-------------

\* Wire harness & cable assemblies offered only in Americas

DESCRIPTION FOR TYPICAL ORDERING EXAMPLE

YB04KW01-12-FB



### SHAPES & MOUNTING TYPES

#### Bushing Mounting

#### Snap-in Mounting

**01** Square

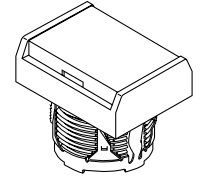
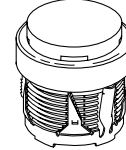
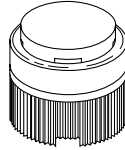
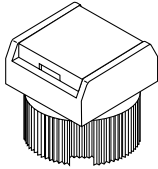
**02** Round

**03** Rectangular

**04** Square

**05** Round

**06** Rectangular



Bezel-barrier is an integral part of the indicator body.

### PANEL SEAL

**No Code**

Without Panel Seal

**W**

With Panel Seal

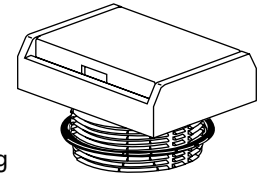
Bushing Mounting



Snap-in Mounting



Bushing Mounting only



Supplied with mounting nut.

Supplied with mounting nut and o-ring AT089.

### INCANDESCENT LAMP & SOLID CAP

The electrical specifications shown are determined at a basic temperature of 25°C.  
If the source voltage exceeds the rated voltage, a ballast resistor is required.  
The resistor value can be calculated by using the formula in the Supplement section.

<b>AT611</b>  T-1 Bi-pin		<b>05</b>	<b>12</b>	
	Voltage	V	5V AC	12V AC
	Current	I	115mA	60mA
	MSCP		.150	.150
	Endurance	Hours	7,000 average	
	Ambient Temperature Range		-25°C ~ +50°C	

#### Solid Cap for Incandescent Lamp

Lens/Insert Colors Available:

- BB** White/White
- CB** Red/White
- EB** Yellow/White
- FB** Green/White
- GB** Blue/White

**AT3001**  
Square



**AT3003**  
Rectangular



**AT3002**  
Round



Translucent Colored Lens



Translucent White Insert



Translucent White Seal/Filter



Incandescent Lamp AT611

Materials: Polycarbonate (Lens & Insert)  
Thermoplastic Elastomer (Seal/Filter)  
Finish: Glossy

## BRIGHT LEDS & LED CAPS

The electrical specifications shown are determined at a basic temperature of 25°C.  
 If the source voltage exceeds the rated voltage, a ballast resistor is required.  
 The resistor value can be calculated by using the formula in the Supplement section.

### Electrical Specifications for Bright LED without Resistor

<b>Bright AT628</b>   T-1 Bi-pin	<b>Colors Available:</b> <span style="border: 1px solid black; padding: 2px;">5C</span> Red <span style="border: 1px solid black; padding: 2px;">5D</span> Amber <span style="border: 1px solid black; padding: 2px;">5F</span> Green <span style="border: 1px solid black; padding: 2px;">No Code</span> No Resistor	Unit				
	Forward Peak Current	$I_{FM}$	40	40	40	mA
	Continuous Forward Current	$I_F$	26	26	26	mA
	Forward Voltage	$V_F$	1.9	2.0	2.0	V
	Reverse Peak Voltage	$V_{RM}$	4	4	4	V
	Current Reduction Rate Above 25°C	$\Delta I_F$	0.50			mA/°C
	Ambient Temperature Range	-25 ~ +50			°C	

### Electrical Specifications for Bright LED with Resistor

<b>Bright AT634</b>  T-1 1/4 Bi-pin	<b>Colors Available:</b> <span style="border: 1px solid black; padding: 2px;">5C</span> Red <span style="border: 1px solid black; padding: 2px;">5D</span> Amber <span style="border: 1px solid black; padding: 2px;">5F</span> Green <span style="border: 1px solid black; padding: 2px;">05</span> <span style="border: 1px solid black; padding: 2px;">12</span> <span style="border: 1px solid black; padding: 2px;">24</span>	Unit				
	Forward Peak Current	$I_{FM}$	—	—	—	mA
	Continuous Forward Current	$I_F$	25	20	10	mA
	Forward Voltage	$V_F$	5	12	24	V
	Reverse Peak Voltage	$V_{RM}$	4	8	16	V
	Current Reduction Rate Above 25°C	$\Delta I_F$	—	—	—	mA/°C
	Ambient Temperature Range	-25 ~ +50			°C	

AT634  
5-volt,  
2-element  
with Resistor



AT634  
12-volt,  
4-element  
with Resistor



AT634  
24-volt,  
4-element  
with Resistor



### Cap for Bright LED

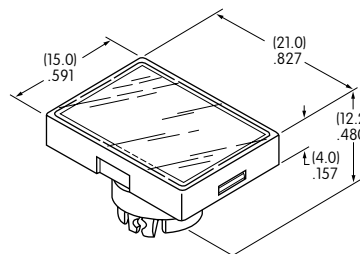
Lens/Insert  
Colors Available:

- JB Clear/White
- JC Clear/Red
- JD Clear/Amber
- JF Clear/Green

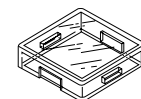
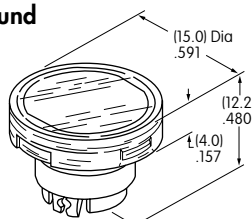
**AT3004**  
Square



**AT3006**  
Rectangular



**AT3005**  
Round



Transparent Clear Lens



Translucent Colored Insert



Translucent White Seal/Diffuser



Bright LEDs  
AT628 AT634

Materials: Polycarbonate (Lens & Insert)  
 Thermoplastic Elastomer (Seal/Diffuser)  
 Finish: Glossy

### SUPER BRIGHT LEDS & LED CAPS

The electrical specifications shown are determined at a basic temperature of 25°C.  
 If the source voltage exceeds the rated voltage, a ballast resistor is required.  
 The resistor value can be calculated by using the formula in the Supplement section.

 Super Bright AT625G Blue AT631B White AT632F Green  T-1 Bi-pin	 					
	Colors:	White	Green	Blue	Unit	
	Forward Peak Current	$I_{FM}$	30	30	30	mA
	Continuous Forward Current	$I_F$	20	20	20	mA
	Forward Voltage	$V_F$	3.6	3.5	3.6	V
	Reverse Peak Voltage	$V_{RM}$	5	5	5	V
	Current Reduction Rate Above 25°C	$\Delta I_F$	0.50			mA/°C
Ambient Temperature Range		-25 ~ +50			°C	

### Cap for Super Bright LED

**AT3014  
Square**



**AT3015  
Round**



**AT3016  
Rectangular**



Lens/Insert  
Colors Available:

 Clear/White



Transparent Clear Lens



Translucent White Insert



Translucent White Seal/Diffuser



Super Bright LEDs  
AT625 AT631  
AT632

Materials: Polycarbonate (Lens & Insert)  
Thermoplastic Elastomer (Seal/Diffuser)

BICOLOR LED & LED CAPS

The electrical specifications shown are determined at a basic temperature of 25°C.  
 If the source voltage exceeds the rated voltage, a ballast resistor is required.  
 The resistor value can be calculated by using the formula in the Supplement section.

<b>Bicolor AT621</b>  Red/Green  T-1 1/2 Bi-pin	Bicolor LED is translucent white in OFF state.	<b>02</b>	<b>05</b>	<b>12</b>	<b>24</b>	Unit
	Forward Peak Current $I_{FM}$	60	60	20	12	mA
	Continuous Forward Current $I_F$	45	45	15	10	mA
	Forward Voltage $V_F$	2.1	5	12	24	V
	Current Reduction Rate Above 25°C $\Delta I_F$	0.80	---	---	---	mA/°C
	Ambient Temperature Range	-25 ~ +50			°C	



LED Caps

AT3004 Square



AT3005 Round



AT3006 Rectangular



Lens/Insert  
 Colors Available:

**JB** Clear/White



Materials: Polycarbonate (Lens & Insert)  
 Thermoplastic Elastomer (Seal/Diffuser)

## TYPICAL INDICATOR DIMENSIONS

### Square • Bushing Mounting



Panel Thickness

.020" ~ .197" (0.5mm ~ 5.0mm)

**YB01KW01-12-CB**

### Round • Panel Seal



Panel Thickness

.020" ~ .197" (0.5mm ~ 5.0mm)

**YB02WKW01-12-CB**

### Rectangular • Snap-in Mounting



Panel Thickness

.039" ~ .138" (1.0mm ~ 3.5mm)

**YB06KW01-12-CB**

## Данный компонент на территории Российской Федерации

### Вы можете приобрести в компании MosChip.

Для оперативного оформления запроса Вам необходимо перейти по данной ссылке:

<http://moschip.ru/get-element>

Вы можете разместить у нас заказ для любого Вашего проекта, будь то серийное производство или разработка единичного прибора.

В нашем ассортименте представлены ведущие мировые производители активных и пассивных электронных компонентов.

Нашей специализацией является поставка электронной компонентной базы двойного назначения, продукции таких производителей как XILINX, Intel (ex.ALTERA), Vicor, Microchip, Texas Instruments, Analog Devices, Mini-Circuits, Amphenol, Glenair.

Сотрудничество с глобальными дистрибьюторами электронных компонентов, предоставляет возможность заказывать и получать с международных складов практически любой перечень компонентов в оптимальные для Вас сроки.

На всех этапах разработки и производства наши партнеры могут получить квалифицированную поддержку опытных инженеров.

Система менеджмента качества компании отвечает требованиям в соответствии с ГОСТ Р ИСО 9001, ГОСТ РВ 0015-002 и ЭС РД 009

### Офис по работе с юридическими лицами:

105318, г.Москва, ул.Щербаковская д.3, офис 1107, 1118, ДЦ «Щербаковский»

Телефон: +7 495 668-12-70 (многоканальный)

Факс: +7 495 668-12-70 (доб.304)

E-mail: [info@moschip.ru](mailto:info@moschip.ru)

Skype отдела продаж:

moschip.ru

moschip.ru\_4

moschip.ru\_6

moschip.ru\_9