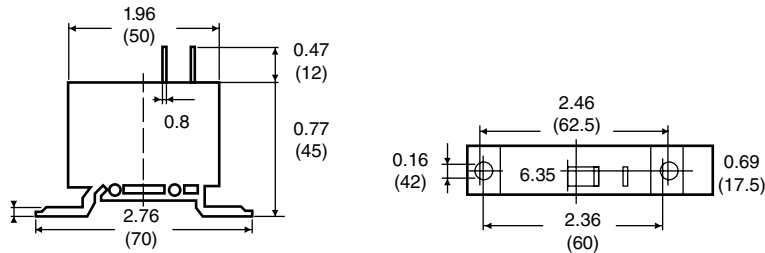


GENERAL DETAILS OF TYPE S TIMERS

S series are compact, low cost, precision devices designed to the most demanding specifications. The small size, epoxy filled case is highly resistant against dust, vibrations, shock or humidity. Creep and strike distance according to VDE 0110 Group C 250V. Case protection IP66. Case material - Polymid.

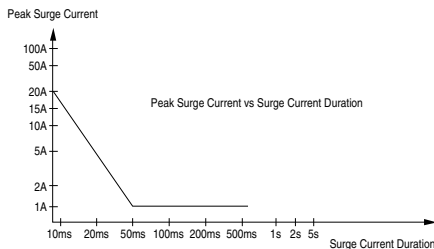


SAS SERIES DELAY ON MAKE TIMER WITH SOLID STATE OUTPUT

UL listed CSA recognized

SPECIFICATIONS:

- Input Power** 24 VAC/DC, 110 VAC/DC
220 VAC/DC, ±15%, 50/60 Hz
- Output Rating** max.: 1.0 A at 20°C
min.: 10 mA
- Repetition accuracy** ±0.5% at a constant ambient
- Temp rise derating** 5 mA / °C
- Reset time SAS-L & SAS-DL** 25 ms after timing
100 ms during timing
- SAS-PL** 100 ms during timing
- Leakage current during timing** 5 mA max
- Peak surge current** 20 A < 10 ms
- Peak surge voltage** 1400 V, 10 μs
- Terminals** 1/4" (6.35mm) quick connect
- Operating temperature** -22°F to +140°F (-30°C to +60°C)
- Weight** 1.9 oz. (55g)



ORDERING INFORMATION: (100 pcs. minimum order)

S
MOUNTING

AS-D
SERIES

100S
TIME RANGE

220 AD
INPUT POWER

L
UL

S=Encapsulated requiring DIN-Rail, Panel Adapter or use Base Mounting Holes

AS = standard relay
AS-D = remote potentiometer
AS-P = internal potentiometer

AS = Fixed .1 sec - 1 min
AS-D = .1 sec - 60 min
Ex = 10-100 sec maintain 10:1 ratio
AS-P = .1 sec - 10 sec
1-100 sec maintain 100:1 ratio

24AD = 24 VAC/DC
110AD = 110 VAC/DC
220AD = 220 VAC/DC

1 AMP



Function A: When input power is applied, timing (t) begins. At the end of the preselected time, the solid state SCR output turns on. The output turns off when the input power is removed, resetting the timer for the next cycle.

WIRING DIAGRAM:



SDS SERIES REPEAT CYCLE TIMER

UL listed CSA recognized

- Shock Resistant
- SCR Solid State Output
- Optional Remote Potentiometer
- DIN-Rail or Base Mounting



When input power S1 is applied, the solid state output turns on immediately for the timer period specified. It then turns OFF for that same time period and repeats continuously while power is applied.

SPECIFICATIONS:

Input	24 VAC, 48 VAC, 110 VAC 220 VAC, ±15%, 50/60 Hz
Maximum power consumption	24 VAC: 0.2 VA 48 VAC: 0.3 VA 110 VAC: 0.6 VA 220 VAC: 1.2 VA
Output	SCR
Output Rating	max.: 1.0 A at 20°C min.: 10 mA
Repetition accuracy	±0.5% at a constant ambient
Temp. rise derating	5 mA / °C
Reset time	100 ms after timing 150 ms during timing
Leakage current during timing	2 mA max.
Peak surge current	20 A < 10ms
Peak surge voltage	1400 V, 100 µs
Terminals	Faston 1/4" (6.35mm)
Operating temperature	-22°F to +140°F -30°C to +60°C
Weight	1.9 oz. (55g)

WIRING DIAGRAM:



DIMENSIONS See page 3-34

ORDERING INFORMATION: (100 pcs. minimum order)

P.S.: Specify maximum time for "D" and "P" versions.

S
MOUNTING

DS
SERIES

10 min
TIME RANGE

24
INPUT POWER

L
UL

S = Encapsulated, requiring DIN-Rail, Panel Adapter or use Base Mounting Holes

DS = Fixed time
DS-D = remote potentiometer
DS-P = internal potentiometer

DS = Fixed .1s. - 120 min
DS-D = .1 sec. - 120 min.
Maintain 10:1 ratio
DS-P = 1 -10 sec. or min., 10 - 100 sec. or min.
Maintain 100:1 ratio

24A = 24 VAC
48A = 48 VAC
110A = 110 VAC
220A = 220 VAC

1 AMP

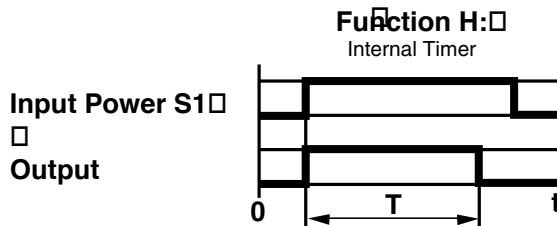

Products and specifications subject to change without notice.

SHS SERIES

INTERVAL TIMER WITH SOLID STATE OUTPUT

UL listed CSA recognized

- Epoxy Encapsulated
- DIN-Rail or Base Mounting
- Internal or External Time Set
- Fixed Time

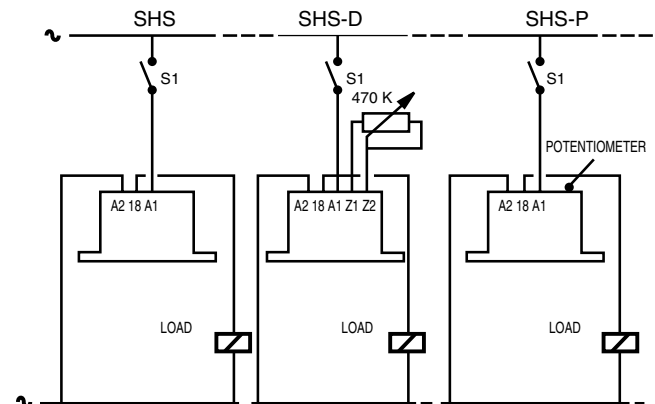


The solid state output turns on when the input power (S1) is applied. The output turns off at the end of time (T). The timer is reset when the input power is removed.

SPECIFICATIONS:

Input	24 VAC, 48 VAC, 110 VAC 220 VAC, ±15%, 50/60 Hz
Maximum power consumption ..	24 VAC: 0.2 VA 48 VAC: 0.3 VA 110 VAC: 0.6 VA 220 VAC: 1.2 VA
Output	SCR
Output Rating	max.: 1.0 A at 20°C min.: 10 mA
Repetition accuracy	±0.5% at a constant ambient
Temp. rise derating	5 mA / °C
Reset time	100 ms after timing 150 ms during timing
Leakage current during timing ..	2 mA max.
Peak surge current	20 A < 10 ms
Peak surge voltage	1400 V, 100 µs
Terminals	Faston 1/4" (6.35mm)
Operating temperature	-22°F to +140°F -30°C to +60°C
Weight	1.9 oz. (55g)

WIRING DIAGRAM:



Note: Available with internal potentiometer in HS-P Series.

ORDERING INFORMATION: (100 pcs. minimum order)

P.S.: Specify maximum time for "D" and "P" versions.

DIMENSIONS See page 3-34

S MOUNTING	HS-D SERIES	300S TIME RANGE	220A INPUT POWER	L UL
S = Encapsulated, requiring DIN-Rail, Panel Adapter or Base Mounting Holes	HS = Fixed time HS-D = remote potentiometer HS-P = internal potentiometer	HS = Fixed .1s. - 120 min HS-D = 1 sec. - 120 min. Maintain 10:1 ratio HS-P = 1-10 sec. or min., 10 - 100 sec. or min. Maintain 100:1 ratio	24A = 24 VAC 48A = 48 VAC 110A = 110 VAC 220A = 220 VAC	1 AMP

Products and specifications subject to change without notice.

Order/Technical Support – Tel: (800) 677-5311 / FAX: (800) 677-3865 / www.crouzet-usa.com

Данный компонент на территории Российской Федерации

Вы можете приобрести в компании MosChip.

Для оперативного оформления запроса Вам необходимо перейти по данной ссылке:

<http://moschip.ru/get-element>

Вы можете разместить у нас заказ для любого Вашего проекта, будь то серийное производство или разработка единичного прибора.

В нашем ассортименте представлены ведущие мировые производители активных и пассивных электронных компонентов.

Нашей специализацией является поставка электронной компонентной базы двойного назначения, продукции таких производителей как XILINX, Intel (ex.ALTERA), Vicor, Microchip, Texas Instruments, Analog Devices, Mini-Circuits, Amphenol, Glenair.

Сотрудничество с глобальными дистрибьюторами электронных компонентов, предоставляет возможность заказывать и получать с международных складов практически любой перечень компонентов в оптимальные для Вас сроки.

На всех этапах разработки и производства наши партнеры могут получить квалифицированную поддержку опытных инженеров.

Система менеджмента качества компании отвечает требованиям в соответствии с ГОСТ Р ИСО 9001, ГОСТ РВ 0015-002 и ЭС РД 009

Офис по работе с юридическими лицами:

105318, г.Москва, ул.Щербаковская д.3, офис 1107, 1118, ДЦ «Щербаковский»

Телефон: +7 495 668-12-70 (многоканальный)

Факс: +7 495 668-12-70 (доб.304)

E-mail: info@moschip.ru

Skype отдела продаж:

moschip.ru

moschip.ru_4

moschip.ru_6

moschip.ru_9