

Features

- ◆ Compact SMD package
- ◆ Very high efficiency up to 97%
- ◆ Excellent line / load regulation
- ◆ Low standby current
- ◆ Operating temperature range -40 to 90°C
- ◆ Over-temperature protection
- ◆ Remote On/Off input
- ◆ Adjustable output voltage
- ◆ Short circuit protection
- ◆ Moisture sensitivity level 2 as per IPC J-STD-020D.1
- ◆ 3-year product warranty



TSR-0.5SM is a series of step-down non-isolated switching regulators in compact SIP package. These converters are an ideal alternative to LM78 linear regulators when energy efficiency is a parameter of the design. The high efficiency up to 97 % allows full load operation up to +80°C (+90°C with 50% load) ambient temperature without the need of forced aircooling.

Excellent output voltage accuracy and low standby current are other features that distinguish switching regulators from linear regulators.

Models

Order code	Input voltage range ¹⁾	Output voltage		Output current max.	Efficiency typ.	
		nominal	trim range ²⁾		@ Vin min.	@ Vin 32VDC
TSR 0.5-2415SM	4.75 – 32 VDC	1.5 VDC	1.4 – 2.5 VDC	0.5 A	73 %	63 %
TSR 0.5-2418SM		1.8 VDC	1.5 – 3.0 VDC		82 %	71 %
TSR 0.5-2425SM		2.5 VDC	1.5 – 3.0 VDC		87 %	77 %
TSR 0.5-2433SM		3.3 VDC	3.0 – 5.5 VDC		91 %	81 %
TSR 0.5-2450SM	6.5 – 32 VDC	5.0 VDC	3.0 – 8.0 VDC		94 %	86 %
TSR 0.5-2465SM	8 – 32 VDC	6.5 VDC	3.3 – 11.0 VDC		95 %	88 %
TSR 0.5-2490SM	11 – 32 VDC	9.0 VDC	4.5 – 12.6 VDC		96 %	92 %
TSR 0.5-24120SM	15 – 32 VDC	12 VDC	4.5 – 13.5 VDC		97 %	94 %
TSR 0.5-24150SM	18 – 32 VDC	15 VDC	4.5 – 15.5 VDC		97 %	95 %

1) For input voltage higher 24 VDC an input capacitor 22 µF/ 50 V is required

2) Input voltage must be higher than output voltage set:>1.5 V for 3.3–5.0V and >3 V for 6.5–15.0V

Input Specifications

No load input current (at 24Vin)	5 mA typ.
Short circuit input power	1.5 W max.
Surge voltage	-0.3 / 34 VDC max.
Input filter	internal capacitor, see filter suggestion page 3 for to meet EN55022 class A, class B
ESD (electrostatic discharge)	EN 61000-4-2, air ±8 kV, perf. criteria A
Radiated immunity	EN 61000-4-3 3 V/m, perf. criteria A
Fast transient	EN 61000-4-4, ±0.5 kV, perf. criteria A with external input capacitor e.g. Nippon chemi-con KY 330 µF, 100 V
Conducted immunity	EN 61000-4-6, 3 Vrms, perf. criteria A
Magnetic field immunity	EN 61000-4-8, 3 A/m, perf. criteria A

Output Specifications

Voltage set accuracy	±3 % (at full load)
Regulation	<ul style="list-style-type: none"> - Input variation 1.5 to 6.5 Vin models: 0.4 % <li style="padding-left: 150px;">other models: 0.2 % - Load variation (10 – 100 %) 1.5 to 6.5 Vin models: 0.6 % <li style="padding-left: 150px;">other models: 0.4 %
Minimum load	not required
Ripple and noise	<ul style="list-style-type: none"> 1.5 to 6.5 Vin models: 30 mVp-p max. other models: 40 mVp-p max.
Temperature coefficient	±0.015 %/K max.
Dynamic load (50% load step change)	<ul style="list-style-type: none"> - Peak variation ±2 % max. - Response time 100 µS max.
Short circuit protection	continuous, automatic recovery
Capacitive load	220 µF max.

General Specifications

Temperature ranges	<ul style="list-style-type: none"> - Operating -40°C to +90°C - Case temperature +100°C. max. - Storage -55°C to +125°C
Derating	- positive output circuit 5 %/K above +80°C
Overtemperature protection	at +160°C (on internal IC)
Humidity (non condensing)	95 % rel H max.
Reliability, calculated MTBF (MIL-HDBK-217F, at +25°C, ground benign)	>2'000'000 h
Isolation voltage	none
Switching frequency	330 kHz ±50 kHz (pulse width modulation)
Remote On/Off	<ul style="list-style-type: none"> - On: 2.4 – 5.0 VDC (ref. to GND) or open circuit. - Off: 0 – 1.6 VDC (ref. to GND) or connect. to GND - Off idle current (at 24 Vin): 35 µA max.
Environmental compliance	<ul style="list-style-type: none"> - Reach www.tracopower.com/products/reach-declaration.pdf - RoHS RoHS directive 2011/65/EU

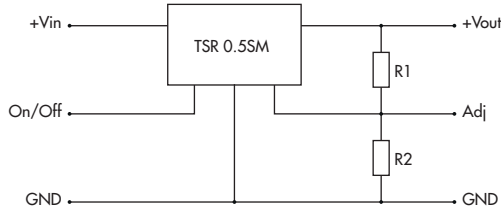
Physical Specifications

Casing material	non-conductive plastic (UL94V-0 rated)
Pin material	phosphor bronze
Weight	1.7 g (0.6 oz)
Lead-free reflow solder process	as per J-STD-020D.01
Moisture sensitivity level (MSL)	level 2 as per IPC J-STD-020D.1 (to find at: www.jedec.org - free registration required)
Washing	baking after washing: 100°C for 30 min.
Packaging	www.tracopower.com/products/tsr0.5sm-pack.pdf

All specifications valid at nominal input voltage, full load and +25°C after warm-up time unless otherwise stated.

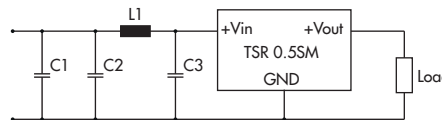
Applications notes

Output voltage adjustment



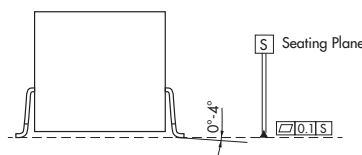
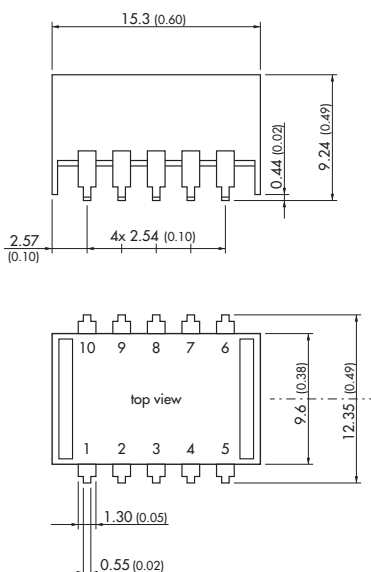
	R1 [KOhm]	open			R2 [KOhm]
		Min.	Nominal	Max.	
TSR 0.5-2415SM	1.0	1.4 VDC	1.5 VDC	2.5 VDC	0.47
TSR 0.5-2418SM	3	1.5 VDC	1.8 VDC	3.0 VDC	4.64
TSR 0.5-2425SM	0.2	1.5 VDC	2.5 VDC	3.0 VDC	44.2
TSR 0.5-2433SM	88.4	3.0 VDC	3.3 VDC	5.5 VDC	3.9
TSR 0.5-2450SM	17	3.0 VDC	5.0 VDC	8.0 VDC	2.32
TSR 0.5-2465SM	15	3.3 VDC	6.5 VDC	11 VDC	0.825
TSR 0.5-2490SM	26	4.5 VDC	9.0 VDC	12.6 VDC	0
TSR 0.5-24120SM	17	4.5 VDC	12 VDC	13.5 VDC	57.6
TSR 0.5-24150SM	10.5	4.5 VDC	15 VDC	15.5 VDC	300

EMI filter for EN 55022 class A & B

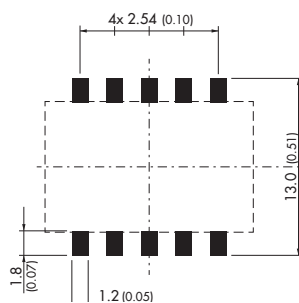


Class	C1	C2 & C3	L1 value	order code (SMD type)	datasheet:
A	-	4.7 µF / 50 V 1206 MLCC	3.3 µH	TCK-044	www.tracopower.com/products/tck044.pdf
B	4.7 µF / 50 V 1206 MLCC		10 µH	TCK-047	www.tracopower.com/products/tck047.pdf

Outline Dimensions



Recommended solder pad:



Pinout	
1	+Vin
2	+Vin
3	GND
4	+Vout
5	+Vout
6	adj.
7	GND
8	GND
9	GND
10	On/Off

Dimensions in [mm], () = Inch
Tolerances: ±0.5 (±0.02)
Pin pitch tolerances: ±0.25 (±0.01)

Specifications can be changed without notice! Make sure you are using the latest documentation, downloadable at www.tracopower.com

Данный компонент на территории Российской Федерации

Вы можете приобрести в компании MosChip.

Для оперативного оформления запроса Вам необходимо перейти по данной ссылке:

<http://moschip.ru/get-element>

Вы можете разместить у нас заказ для любого Вашего проекта, будь то серийное производство или разработка единичного прибора.

В нашем ассортименте представлены ведущие мировые производители активных и пассивных электронных компонентов.

Нашей специализацией является поставка электронной компонентной базы двойного назначения, продукции таких производителей как XILINX, Intel (ex.ALTERA), Vicor, Microchip, Texas Instruments, Analog Devices, Mini-Circuits, Amphenol, Glenair.

Сотрудничество с глобальными дистрибьюторами электронных компонентов, предоставляет возможность заказывать и получать с международных складов практически любой перечень компонентов в оптимальные для Вас сроки.

На всех этапах разработки и производства наши партнеры могут получить квалифицированную поддержку опытных инженеров.

Система менеджмента качества компании отвечает требованиям в соответствии с ГОСТ Р ИСО 9001, ГОСТ РВ 0015-002 и ЭС РД 009

Офис по работе с юридическими лицами:

105318, г.Москва, ул.Щербаковская д.3, офис 1107, 1118, ДЦ «Щербаковский»

Телефон: +7 495 668-12-70 (многоканальный)

Факс: +7 495 668-12-70 (доб.304)

E-mail: info@moschip.ru

Skype отдела продаж:

moschip.ru

moschip.ru_4

moschip.ru_6

moschip.ru_9