

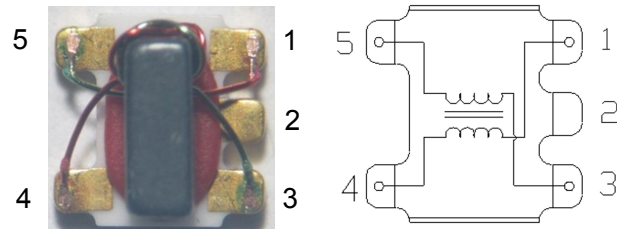
1:1 Transformer Balun 5 - 1225 MHz

Rev. V2

Features

- 1:1 Impedance Ratio
- Surface Mount Package
- Available on Tape & Reel
- 260°C Reflow Compatible
- RoHS Compliant and Pb Free
- Excellent Temperature Stability
- Can be used on 50 Ω and 75 Ω Systems
- Suitable for all CATV, Broadband and FTTx Applications

Functional Schematic



Pin Configuration

Pin #	Function
1	Secondary Dot (Output 1)
2	Not Connected
3	Secondary (Output 2)
4	Primary (Ground)
5	Primary Dot (Input)

Electrical Specifications: Freq. = 5 - 1225 MHz, $T_A = 25^\circ\text{C}$, $Z_0 = 75 \Omega$, $P_{IN} = 0 \text{ dBm}$

Parameter	Test Conditions (MHz)	Units	Min.	Typ.	Max.
Impedance Ratio	-	Ratio	—	1:1	—
Insertion Loss (Pin5 - Pin1)	5 - 45	dB	—	1.0	1.2
	45 - 100			0.9	1.1
	100 - 600			0.9	1.2
	600 - 1000			1.0	1.3
	1000 - 1225			1.0	1.4
Insertion Loss (Pin5 - Pin3)	5 - 45	dB	—	0.15	0.1
	45 - 100			-0.2	0.2
	100 - 600			0.15	0.2
	600 - 1000			0.18	0.5
	1000 - 1225			0.30	0.7
Amplitude Balance	5 - 45	dB	—	1.1	± 1.6
	45 - 600			1.0	± 1.4
	600 - 1000			0.9	± 1.5
	1000 - 1225			0.6	± 1.5
Phase Balance	5 - 45	°	—	2	± 7
	45 - 600			2	± 4
	600 - 1000			4	± 10
	1000 - 1225			4	± 10
Input Return Loss (Pin5)	5 - 45	dB	20	31	—
	45 - 600		20	30	
	600 - 1000		20	24	
	1000 - 1225		18	21	

1

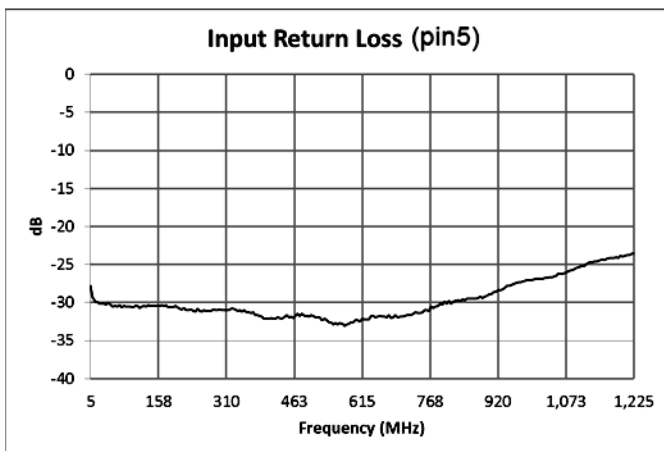
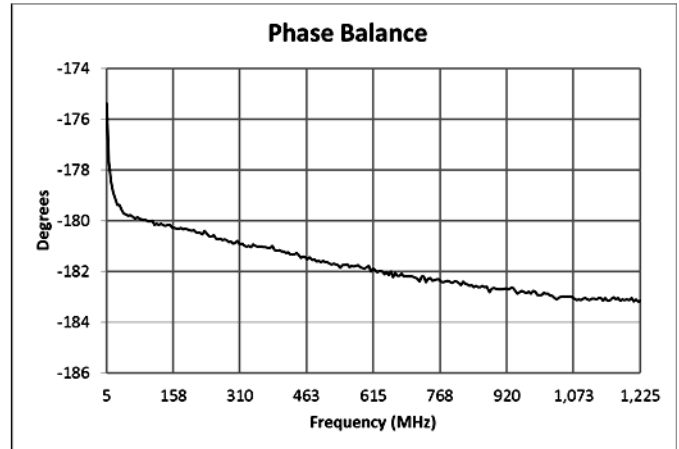
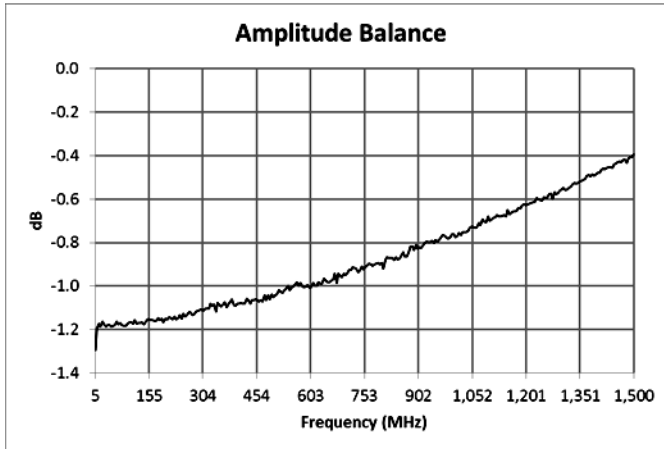
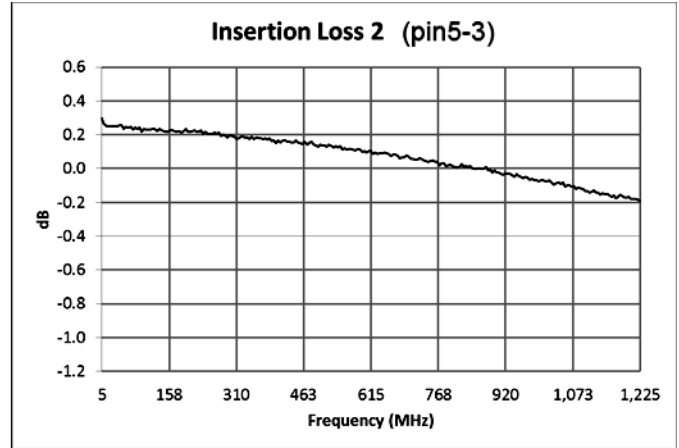
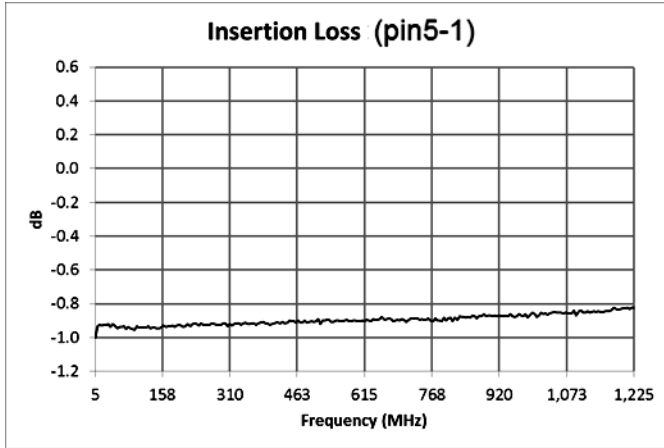
MACOM Technology Solutions Inc. (MACOM) and its affiliates reserve the right to make changes to the product(s) or information contained herein without notice.

Visit www.macom.com for additional data sheets and product information.

For further information and support please visit:
<https://www.macom.com/support>

DC-0017471

Typical Performance Curves¹



1. Full temperature plots available on request.

1:1 Transformer Balun 5 - 1225 MHz

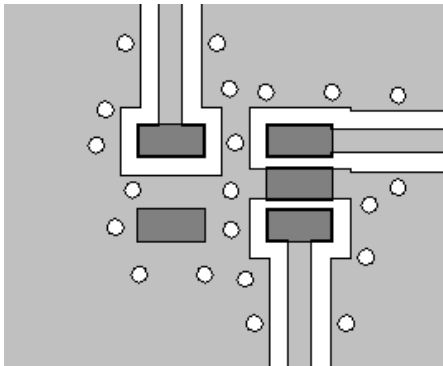
Rev. V2

Absolute Maximum Ratings^{2,3}

Parameter	Absolute Maximum
Input RF Power	1 W
DC Current	1 A
Operating Temperature	-40°C to +85°C

- Exceeding any one or combination of these limits may cause permanent damage to this device.
- MACOM does not recommend sustained operation near these survivability limits.

Recommended Board Layout/Footprint^{4,5}

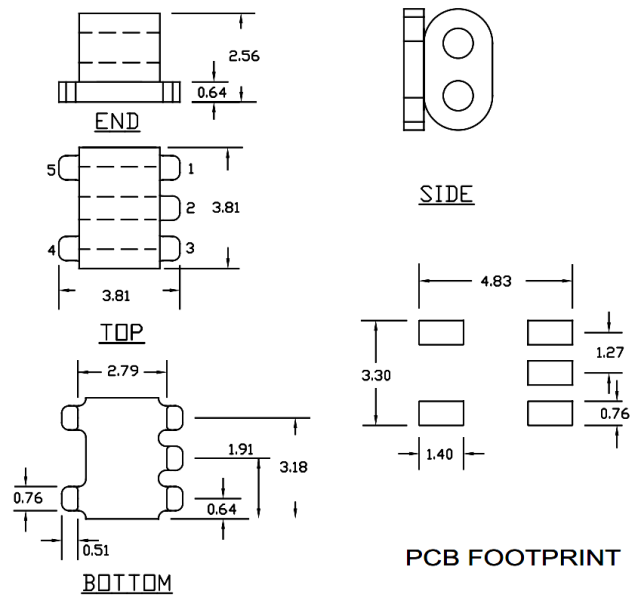


- Recommended PCB layout shown above uses 1.6 mm FR4.
- Grounded coplanar wave guide, transmission line width 0.70 mm and gap 0.57 mm.

Ordering Information

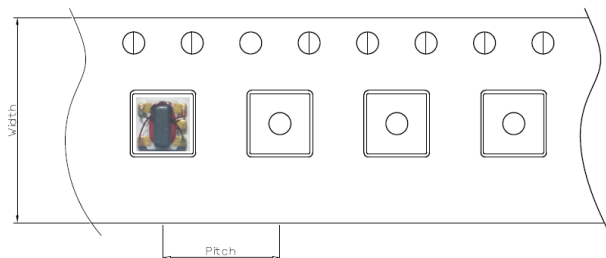
Part Number	Description
MABA-011094	2000 piece reel
MABA-011094-TB	customer test board

Outline Drawing^{6,7,8,9}



- Dimensions in mm
- Tolerance: ± 0.2 mm unless otherwise noted
- Model number and lot code are printed on the reel
- Plating finish: ENIG

Carrier Tape Orientation



Tape & Reel Information

Parameter	Units	Value
Qty per reel	-	2000
Reel Size	mm	330
Tape Width	mm	12.00
Pitch	mm	8.00
Orientation	-	F31
Reference Application Note ANI-019 for orientation		

MACOM Technology Solutions Inc. All rights reserved.

Information in this document is provided in connection with MACOM Technology Solutions Inc ("MACOM") products. These materials are provided by MACOM as a service to its customers and may be used for informational purposes only. Except as provided in MACOM's Terms and Conditions of Sale for such products or in any separate agreement related to this document, MACOM assumes no liability whatsoever. MACOM assumes no responsibility for errors or omissions in these materials. MACOM may make changes to specifications and product descriptions at any time, without notice. MACOM makes no commitment to update the information and shall have no responsibility whatsoever for conflicts or incompatibilities arising from future changes to its specifications and product descriptions. No license, express or implied, by estoppel or otherwise, to any intellectual property rights is granted by this document.

THESE MATERIALS ARE PROVIDED "AS IS" WITHOUT WARRANTY OF ANY KIND, EITHER EXPRESS OR IMPLIED, RELATING TO SALE AND/OR USE OF MACOM PRODUCTS INCLUDING LIABILITY OR WARRANTIES RELATING TO FITNESS FOR A PARTICULAR PURPOSE, CONSEQUENTIAL OR INCIDENTAL DAMAGES, MERCHANTABILITY, OR INFRINGEMENT OF ANY PATENT, COPYRIGHT OR OTHER INTELLECTUAL PROPERTY RIGHT. MACOM FURTHER DOES NOT WARRANT THE ACCURACY OR COMPLETENESS OF THE INFORMATION, TEXT, GRAPHICS OR OTHER ITEMS CONTAINED WITHIN THESE MATERIALS. MACOM SHALL NOT BE LIABLE FOR ANY SPECIAL, INDIRECT, INCIDENTAL, OR CONSEQUENTIAL DAMAGES, INCLUDING WITHOUT LIMITATION, LOST REVENUES OR LOST PROFITS, WHICH MAY RESULT FROM THE USE OF THESE MATERIALS.

MACOM products are not intended for use in medical, lifesaving or life sustaining applications. MACOM customers using or selling MACOM products for use in such applications do so at their own risk and agree to fully indemnify MACOM for any damages resulting from such improper use or sale.

Данный компонент на территории Российской Федерации

Вы можете приобрести в компании MosChip.

Для оперативного оформления запроса Вам необходимо перейти по данной ссылке:

<http://moschip.ru/get-element>

Вы можете разместить у нас заказ для любого Вашего проекта, будь то серийное производство или разработка единичного прибора.

В нашем ассортименте представлены ведущие мировые производители активных и пассивных электронных компонентов.

Нашей специализацией является поставка электронной компонентной базы двойного назначения, продукции таких производителей как XILINX, Intel (ex.ALTERA), Vicor, Microchip, Texas Instruments, Analog Devices, Mini-Circuits, Amphenol, Glenair.

Сотрудничество с глобальными дистрибьюторами электронных компонентов, предоставляет возможность заказывать и получать с международных складов практически любой перечень компонентов в оптимальные для Вас сроки.

На всех этапах разработки и производства наши партнеры могут получить квалифицированную поддержку опытных инженеров.

Система менеджмента качества компании отвечает требованиям в соответствии с ГОСТ Р ИСО 9001, ГОСТ РВ 0015-002 и ЭС РД 009

Офис по работе с юридическими лицами:

105318, г.Москва, ул.Щербаковская д.3, офис 1107, 1118, ДЦ «Щербаковский»

Телефон: +7 495 668-12-70 (многоканальный)

Факс: +7 495 668-12-70 (доб.304)

E-mail: info@moschip.ru

Skype отдела продаж:

moschip.ru

moschip.ru_4

moschip.ru_6

moschip.ru_9