


General Description

BW-series is an open board, low profile, low price switcher without chassis and cover. It is designed for small size and low cost applications world-wide. The output power can be boosted 15% to 30% above nominal.

Dimensions: 55x163x36 mm



Options

Cover (Add suffix "-P" ex. BWT05SX-PU)
40cm long wire harness

Features

1. Open frame type
2. EMI: Complies with EN55022B, FCC/B
3. Low cost
4. Option: Chassis + cover
5. Mountable on any axis
6. Universal Input 85-264 VAC
7. BWTE now applying for safety approval

| Specifications<AC/DC> | Model | | | | | | | |
|-----------------------------|---|-----------|-----------|-----------|-----------|-----------|-----------|--|
| BWT/BWTE**SX-U | BWT3.3SX-U | BWT05SX-U | BWT12SX-U | BWT15SX-U | BWT24SX-U | BWT36SX-U | BWT48SX-U | |
| 30WATTS/SINGLE | BWTE3.3SX | BWTE05SX | BWTE12SX | BWTE15SX | BWTE24SX | BWTE36SX | BWTE48SX | |
| Input Characteristic | | | | | | | | |
| Input Voltage | AC100-230V | | | | | | | |
| Input Current | 0.7A at AC100V/0.4A at AC230V | | | | | | | |
| Input Range | AC85-264V(DC110-370V) | | | | | | | |
| Input Frequency | 50/60Hz | | | | | | | |
| Input Frequency Range | 47-440Hz | | | | | | | |
| Phase | Single | | | | | | | |
| Inrush Current *1 | 15A(maximum) at AC100V/30A(maximum) at AC230V | | | | | | | |
| Efficiency [%] (typical) *2 | 70 | 75 | 78 | 80 | 81 | 81 | 84 | |

BWT/BWTE**SX Specification

| Specifications<AC/DC> | Model | | | | | | |
|---|---|-----------------------|-----------------------|-----------------------|-----------------------|-----------------------|-----------------------|
| BWT/BWTE**SX-U 30WATTS/SINGLE | BWT3.3SX-U BWTE3.3SX | BWT05SX-U BWTE05SX | BWT12SX-U BWTE12SX | BWT15SX-U BWTE15SX | BWT24SX-U BWTE24SX | BWT36SX-U BWTE36SX | BWT48SX-U BWTE48SX |
| Output Characteristic | | | | | | | |
| Output Voltage [V] | 3.3 | 5 | 12 | 15 | 24 | 36 | 48 |
| Output Current [A] | 6.0 | 6.0 | 2.5 | 2.0 | 1.3 | 0.9 | 0.7 |
| Voltage Adjust Range | +/- 10% of Rated Output Voltage(at no load within the input range) | | | | | | |
| Ripple and Noise [mVp-p](maximum) *3 | 83 | 100 | 170 | 200 | 290 | 410 | 530 |
| Regulation | | | | | | | |
| a.Statistic Line Regulation [mV](maximum) | 26.4 | 40 | 96 | 120 | 192 | 288 | 384 |
| b.Statistic Load Regulation [mV](maximum) | 29.7 | 45 | 108 | 135 | 216 | 324 | 432 |
| c.Temperature Coefficient *4 | 0.03%/°C | | | | | | |
| d.Drift[mV](maximum) *5 | 31.5 | 40 | 75 | 90 | 135 | 195 | 255 |
| e.Dynamic Load Regulation [mV](typical) *6 | 99 | 150 | 360 | 450 | 720 | 1080 | 1440 |
| f.Recovery Time *6 | 0.3mS(typical) | | | | | | |
| Rise up time | 200mS(maximum) at 25°Cand rated input/output | | | | | | |
| Hold up time | 20mS(minimum) at 25°Cand rated input/output | | | | | | |
| Functions | | | | | | | |
| Overcurrent Protection $\geq 10\%$ of Rated Output Current[A] | Current Limiting with automatic recovery | | | | | | |
| | 6.6 | 6.6 | 2.75 | 2.2 | 1.43 | 0.99 | 0.77 |
| Overvoltage Protection $\geq 15\%$ of Rated Output Voltage[V] | Zener diode clamping | | | | | | |
| | 3.8 | 5.75 | 13.8 | 17.3 | 27.6 | 41.4 | 55.2 |
| Remote Sense | not available | | | | | | |
| Remote On/Off | not available | | | | | | |
| Environmental | | | | | | | |
| Operating Temperature | open board type:-10 to +50°C/enclosed type:-10 to +40°C | | | | | | |
| Operating Humidity | 20 to 90%RH(non-condensing) | | | | | | |
| Storage Temperature | -20 to +85°C | | | | | | |
| Storage Humidity | 20 to 90%RH(non-condensing) | | | | | | |
| Withstanding Voltage | Primary-Secondary AC3,000V for 1minute | | | | | | |
| | Primary-Frame Ground AC2,500V for 1minute | | | | | | |
| | Secondary-Frame Ground AC500V for 1minute | | | | | | |
| Isolation Resistance | Primary-Secondary-Frame Ground 50MQ(minimum) by DC500V insulation tester | | | | | | |
| Vibration | 5-10Hz:10mm double amplitude,10-55Hz:19.6rms ² 20minutes' period for 60minutes each along X,Y,Z axes (non-operating) | | | | | | |
| Shock | 294rms ² | | | | | | |
| Cooling | Convection | | | | | | |
| ? Leakage Current | 1mA(maximum) at 25°Cated input/output and rated input frequency | | | | | | |
| ? Conducted Line Noise | Built to meet FCC Part15-B Class B | | | | | | |
| | Built to meet VCCI Class B | | | | | | |
| | Built to meet EN55022 Class B | | | | | | |
| ? Safety | UL: UL1950(Except BWTE) | | | | | | |
| | C-UL: CSA C22.2 No.950(Except BWTE) | | | | | | |
| | VDE: EN60950, IEC950, VDE0805(Except BWTE) | | | | | | |
| Weight (typical) | open board type:135g /enclosed type:285g | | | | | | |
| ? MTBF [H] | 580,000 | | | | | | |
| ? Switching Frequency[kHz](typical) *7 | 60 | 50 | 50 | 50 | 50 | 50 | 50 |

Conditions:

*1at cold start

*2 at DC130V input/rated output

*3 measured by a bayonet probe at the end of a pair of 20cm long wires terminated with a 47uF electrolytic capacitor and 0.1uF film capacitor in parallel at a 0 to 100MHz bandwidth

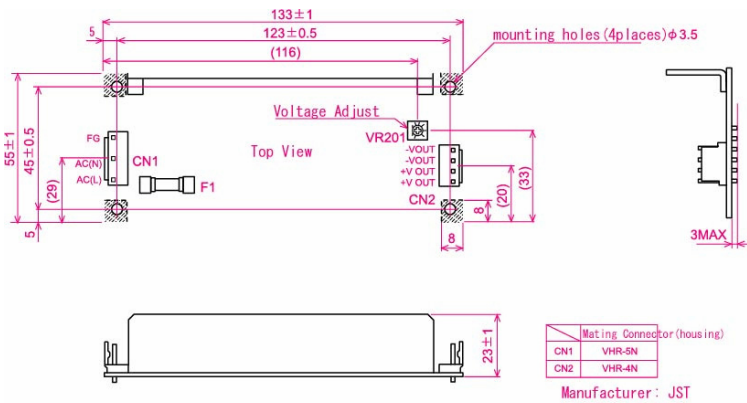
*4 open board type: at -10 to +50°Cenclosed type: at -10 to +40°C

*5 for 7hour period after 1hour warm-up at 25°Cand rated input/output

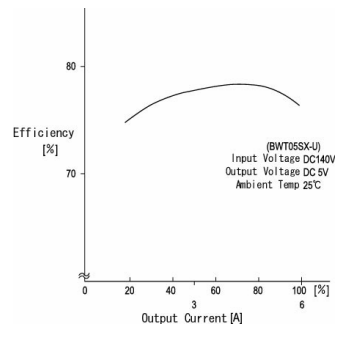
*6 when output current changed from 25% of rated output current to 75% rapidly at rated input

*7 variable on input voltage and load conditions

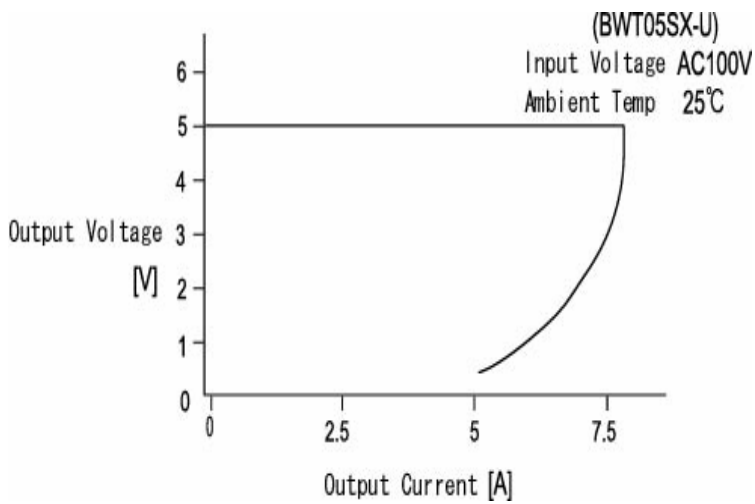
Dimension (mm)



Efficiency Curve



OCP Curve



Derating Curve



Данный компонент на территории Российской Федерации

Вы можете приобрести в компании MosChip.

Для оперативного оформления запроса Вам необходимо перейти по данной ссылке:

<http://moschip.ru/get-element>

Вы можете разместить у нас заказ для любого Вашего проекта, будь то серийное производство или разработка единичного прибора.

В нашем ассортименте представлены ведущие мировые производители активных и пассивных электронных компонентов.

Нашей специализацией является поставка электронной компонентной базы двойного назначения, продукции таких производителей как XILINX, Intel (ex.ALTERA), Vicor, Microchip, Texas Instruments, Analog Devices, Mini-Circuits, Amphenol, Glenair.

Сотрудничество с глобальными дистрибьюторами электронных компонентов, предоставляет возможность заказывать и получать с международных складов практически любой перечень компонентов в оптимальные для Вас сроки.

На всех этапах разработки и производства наши партнеры могут получить квалифицированную поддержку опытных инженеров.

Система менеджмента качества компании отвечает требованиям в соответствии с ГОСТ Р ИСО 9001, ГОСТ РВ 0015-002 и ЭС РД 009

Офис по работе с юридическими лицами:

105318, г.Москва, ул.Щербаковская д.3, офис 1107, 1118, ДЦ «Щербаковский»

Телефон: +7 495 668-12-70 (многоканальный)

Факс: +7 495 668-12-70 (доб.304)

E-mail: info@moschip.ru

Skype отдела продаж:

moschip.ru

moschip.ru_4

moschip.ru_6

moschip.ru_9