



Features

- Compact design, long life and high reliability
- Momentary switch
- Triple LED design
- Flatted and knurled shaft styles
- Bushing and bushingless options



PEL12T - 12 mm Encoder with Switch and Illuminated Shaft

Electrical Characteristics

Output.....	2-bit quadrature code
Closed Circuit Resistance	3 ohms maximum
Contact Rating.....	0.5 mA @ 5 VDC
Insulation Resistance	100 megohms @ 250 VDC
Dielectric Withstanding Voltage	
Sea Level.....	300 VAC minimum
Electrical Travel	Continuous
Contact Bounce (15 RPM).....	2.0 ms. maximum**
RPM (Operating)	100 maximum**

Environmental Characteristics

Operating Temperature Range	-10 °C to +70 °C (+14 °F to +158 °F)
Storage Temperature Range	-40 °C to +85 °C (-40 °F to +185 °F)
Operating Humidity.....	25 % to 85 % R.H.
Rotational Life.....	30,000 cycles minimum
Switch Life	20,000 cycles minimum
IP Rating.....	IP 40

Mechanical Characteristics

Mechanical Angle	360 ° continuous
Detent Torque	30 to 200 g-cm (0.42 to 2.77 oz.-in.)
Running Torque	50 g-cm (0.69 oz.-in.) maximum
Shaft Strength (Push).....	5 kgf (11.0 lbs.)
Shaft Strength (Pull)	10 kgf (22.0 lbs.)
Weight	3 gm (0.1 oz.) maximum
Terminals.....	Printed circuit board terminals
Soldering Condition	
Wave Soldering.....	Sn95.5/Ag2.8/Cu0.7 solder with no-clean flux: 260 °C max. for 5 ± 1 seconds
Hand Soldering	Not recommended
Hardware	No hardware supplied

Switch Characteristics

Switch Type	Contact Push ON Momentary SPST
Power Rating (Resistive Load)	10 mA at 5 V DC
Contact Resistance	100 milliohms
Switch Travel	0.5 +0.0/-0.3 mm
Switch Actuation Force	450 ± 200 gf (15.9 ± 7.0 oz.)

How To Order

PEL12T - 4 0 21 F - S 1 024

Model _____

Terminal Configuration _____
 4 = Horizontal Mount/Rear Exit PC Pin

Detent Option _____
 0 = No Detents 2 = 24 Detents

Standard Shaft Length _____

Flatted:	Knurled:	
16 = 16.0 mm	25 = 25.0 mm	
18 = 18.5 mm		
21 = 21.0 mm		
26 = 26.0 mm		
31 = 31.0 mm		

Shaft Style _____
 F = Insulated Flatted Shaft S = Insulated Knurled Shaft (18 Teeth)
 G = Insulated Flatted Shaft w/Bushing*** T = Insulated Knurled Shaft (18 Teeth) w/Bushing

Switch Configuration _____
 S = Push Momentary Switch

LED Color _____
 Triple:
 1 = Red/Green/Blue

Resolution _____
 024 = 24 Pulses per 360 ° Rotation

*** Available in 18.5, 21 and 26 mm shaft lengths.

*RoHS Directive 2002/95/EC Jan. 27, 2003 including annex and RoHS Recast 2011/65/EU June 8, 2011.

**Devices are tested using standard noise reduction filters. For optimum performance, designers should use noise reduction filters in their circuits. Specifications are subject to change without notice.

Customers should verify actual device performance in their specific applications.

Applications

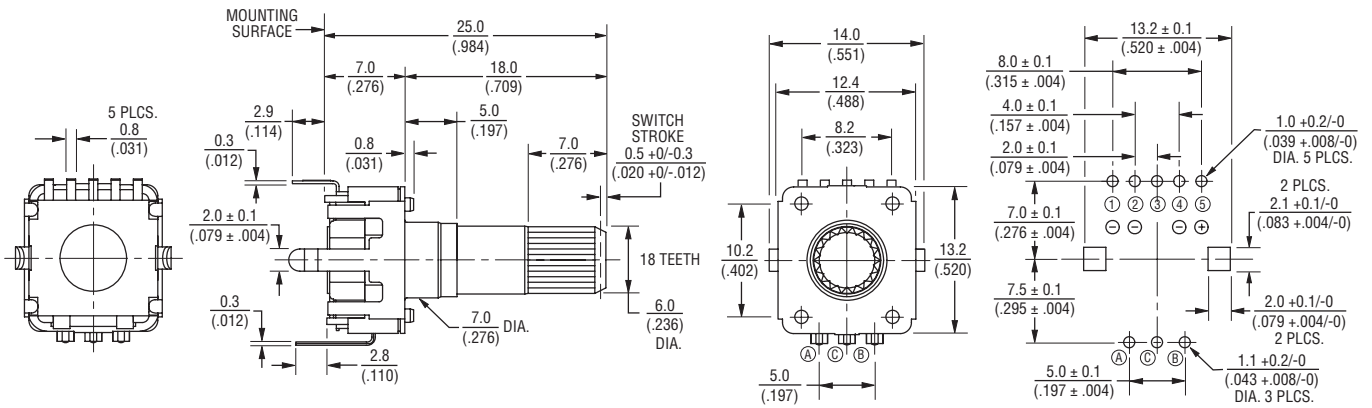
Level control, tuning and timer settings in:

- Audio-visual equipment
- Consumer electric appliances
- Musical instrumentation
- Communications equipment

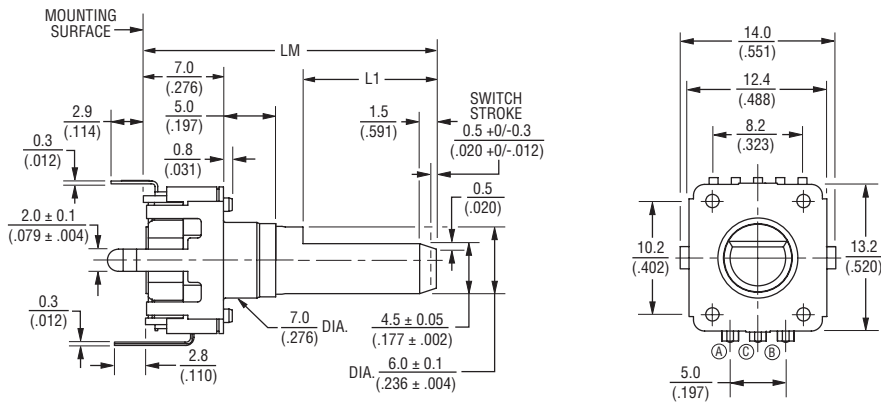
PEL12T - 12 mm Encoder with Switch and Illuminated Shaft BOURNS®

Product Dimensions

PEL12T-4xxxS-S1024 (Horizontal Mount w/Triple LED & Switch, Knurled Shaft)



PEL12T-4xxxF-S1024 (Horizontal Mount w/Triple LED & Switch, Flatted Shaft)



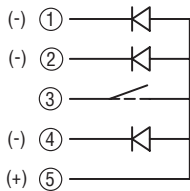
L1	LM
$\frac{3}{(.118)}$	$\frac{16}{(.630)}$
$\frac{5}{(.197)}$	$\frac{18.5}{(.728)}$
$\frac{7}{(.276)}$	$\frac{21}{(.827)}$
$\frac{12}{(.472)}$	$\frac{26}{(1.024)}$
$\frac{12}{(.472)}$	$\frac{31}{(1.220)}$

DIMENSIONS: $\frac{MM}{(INCHES)}$

TOLERANCES:

UNDER $\frac{10.0}{(.394)} = \frac{\pm 0.3}{(\pm 0.12)}$ $\frac{10.0 - 100}{(.394 - 3.937)} = \frac{\pm 0.5}{(\pm 0.20)}$

Triple LED Circuit

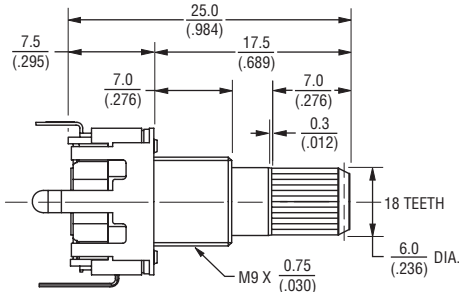


PEL12T - 12 mm Encoder with Switch and Illuminated Shaft



Product Dimensions

PEL12T-4xxxS-S1024 (Horizontal Mount w/Triple LED & Switch, Knurled Shaft w/Bushing)



PEL12T-4xxxF-S1024 (Horizontal Mount w/Triple LED & Switch, Flatted Shaft w/Bushing)



L2	L1	LM
$\frac{5}{(.197)}$	$\frac{11}{(.433)}$	$\frac{18.5}{(.728)}$
$\frac{7}{(.276)}$	$\frac{13.5}{(.532)}$	$\frac{21}{(.827)}$
$\frac{12}{(.472)}$	$\frac{18.5}{(.728)}$	$\frac{26}{(1.024)}$

DIMENSIONS: $\frac{\text{MM}}{(\text{INCHES})}$

TOLERANCES:
 UNDER $\frac{10.0}{(.394)} = \frac{\pm 0.3}{(\pm .012)}$ $\frac{10.0 \sim 100}{(.394 \sim 3.937)} = \frac{\pm 0.5}{(\pm .020)}$

Quadrature Output Table



Suggested Filter Circuit



LED Characteristics (Triple)

LED Color	Power Dissipation (mW)	DC Forward Current (mA)	Forward Voltage (V)	
			Typ.	Max.
Red/Green/Blue	Red	25	2.0	2.4
	Green	25	3.3	3.7
	Blue	25	3.3	3.7

Notes:

- Reverse Current: 10 μA
- Reverse Voltage: 5 VDC
- Test Condition (IF): 20 mA

LED Terminal Decoder

Code	Color	Terminals
1	Red / Green / Blue	① ⑤ / ② ⑥ / ④ ⑤



Asia-Pacific:
 Tel: +886-2 2562-4117
 Fax: +886-2 2562-4116

Europe:
 Tel: +41-41 768 5555
 Fax: +41-41 768 5510

The Americas:
 Tel: +1-951 781-5500
 Fax: +1-951 781-5700

www.bourns.com

REV. 05/22/12

Specifications are subject to change without notice. Customers should verify actual device performance in their specific applications.

Данный компонент на территории Российской Федерации

Вы можете приобрести в компании MosChip.

Для оперативного оформления запроса Вам необходимо перейти по данной ссылке:

<http://moschip.ru/get-element>

Вы можете разместить у нас заказ для любого Вашего проекта, будь то серийное производство или разработка единичного прибора.

В нашем ассортименте представлены ведущие мировые производители активных и пассивных электронных компонентов.

Нашей специализацией является поставка электронной компонентной базы двойного назначения, продукции таких производителей как XILINX, Intel (ex.ALTERA), Vicor, Microchip, Texas Instruments, Analog Devices, Mini-Circuits, Amphenol, Glenair.

Сотрудничество с глобальными дистрибьюторами электронных компонентов, предоставляет возможность заказывать и получать с международных складов практически любой перечень компонентов в оптимальные для Вас сроки.

На всех этапах разработки и производства наши партнеры могут получить квалифицированную поддержку опытных инженеров.

Система менеджмента качества компании отвечает требованиям в соответствии с ГОСТ Р ИСО 9001, ГОСТ РВ 0015-002 и ЭС РД 009

Офис по работе с юридическими лицами:

105318, г.Москва, ул.Щербаковская д.3, офис 1107, 1118, ДЦ «Щербаковский»

Телефон: +7 495 668-12-70 (многоканальный)

Факс: +7 495 668-12-70 (доб.304)

E-mail: info@moschip.ru

Skype отдела продаж:

moschip.ru

moschip.ru_4

moschip.ru_6

moschip.ru_9