


**W11 Relay V23101**

- Multi purpose relay
- Small size permitting high packing density
- 1 form C contact (1 CO, 1 changeover contact)
- 200mW and 450mW coils
- 1A and 3A contacts
- High shock resistance of 30g
- Ambient temperature for sensitive version up to 85°C
- Immersion cleanable



Typical applications  
Security devices, electric door openers, duplex intercommunication systems, measurement and controls

**Approvals**

UL 508 File No. E 111441  
Technical data of approved types on request

Contact Data	1.25A	3A
Contact arrangement	1 form C (CO)	
Max. switching voltage	120VDC, 125VAC	
Rated current	1.25A	3A
Limiting continuous current, 85°C	1.25A	3A
Switching power	30W, 62.5VA	72W, 360VA
Contact material	AgPd, gold plated AgNi, gold plated	AgNi
Min. recommended contact load	10mA at 20 mV	
Minimum switching voltage	100µV	
Initial contact resistance	100mΩ at 10mA, 20mV	
Frequency of operation, without load max.	20 operations/s	
Operate / release time max.	7ms/5ms	
Bounce time max., form A/form B	2/10ms	
Electrical endurance,		
standard version		
at 24VDC / 1.25A	min. 3x10 <sup>5</sup> ops.	
at 24VDC / 3A		min. 2x10 <sup>5</sup> ops.
at 120VAC / 1.25A	min. 1.5x10 <sup>5</sup> ops.	
at 120VAC / 3A		min. 4x10 <sup>5</sup> ops.
sensitive version		
at 24VDC / 1.25A	min. 2x10 <sup>5</sup> ops.	
at 24VDC / 3A		min. 1x10 <sup>5</sup> ops.
at 120VAC / 1.25A	min. 1x10 <sup>5</sup> ops.	
at 120VAC / 3A		min. 3x10 <sup>5</sup> ops.
Mechanical endurance	typ. 10x10 <sup>6</sup> operations	

**Coil Data**

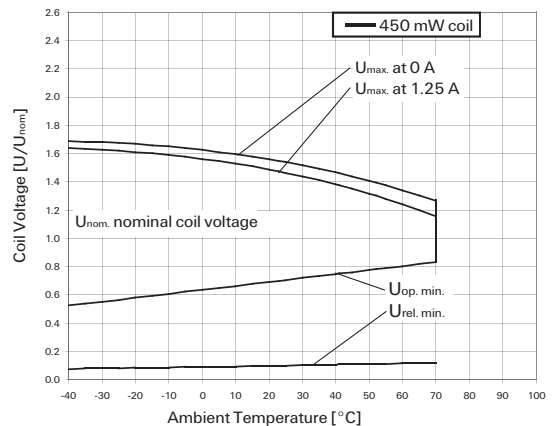
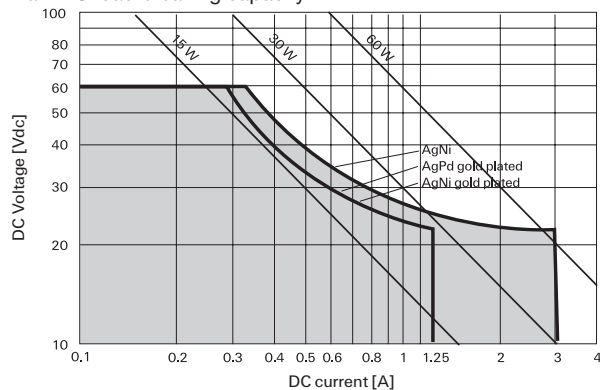
Magnetic system	neutral
Coil voltage range	1.5 to 24VDC
Max. coil temperature	130°C
Thermal resistance	< 125K/W

**Coil versions, monostable**

Coil code	Rated voltage VDC	Operate voltage VDC <sub>min.</sub>	Limiting Voltage VDC <sub>max.</sub>	Release voltage VDC <sub>min.</sub>	Coil resistance Ω±10%	Rated coil power mW
<b>Standard coil, 450mW</b>						
001	1.5	1.3	2.6	0.15	6	375
002	3	2.1	4.7	0.30	20	450
003	5	3.5	7.9	0.50	56	446
004	6	4.2	9.5	0.60	80	450
005	9	6.3	14.2	0.90	180	450
006	12	8.4	19.0	1.20	320	450
007	24	16.8	38.0	2.40	1280	450
<b>Sensitive coil, 200mW</b>						
101	1.5	1.1	3.6	0.15	12	188
102	3	2.3	7.1	0.30	45	200
103	5	3.8	11.6	0.50	120	208
104	6	4.5	14.2	0.60	180	200
105	9	6.8	21.2	0.90	400	203
106	12	9.0	28.0	1.20	700	206
107	24	18.0	56.0	2.40	2800	206
108	18	13.5	33.0	1.80	1620	200

All figures are given for coil without pre-energization, at ambient temperature +23°C.

**Max. DC load breaking capacity**



**W11 Relay V23101** (Continued)

**Coil Data** (continued)



**Coil operative range graphs**

- $U_{nom}$  Nominal coil voltage
- $U_{max}$  Upper limit of the operative range of the coil voltage (limiting voltage) when coils are continuously energized
- $U_{op. min.}$  Lower limit of the operative range of the coil voltage (reliable operate voltage)
- $U_{rel. min.}$  Lower limit of the operative range of the coil voltage (reliable release voltage)

**Insulation Data**

Initial dielectric strength	
between open contacts	750Vrms
between contact and coil	1000Vrms
Initial insulation resistance at 500VDC	> 109Ω
Capacitance	
between open contacts	max. 2pF
between contact and coil	max. 10pF

**Other Data**

Material compliance: EU RoHS/ELV, China RoHS, REACH, Halogen content refer to the Product Compliance Support Center at [www.te.com/customersupport/rohssupportcenter](http://www.te.com/customersupport/rohssupportcenter)

Ambient temperature	-40 to +85°C
Category of environmental protection	
IEC 61810	RT III - immersion cleanable
Degree of protection, IEC 60529	IP 67
Vibration resistance (functional)	10g, 10 to 200Hz
Shock resistance (functional)	
IEC 60068-2-27 (half sine)	30g
Shock resistance (destructive)	100g
Terminal type	PCB-THT
Weight	max. 4g
Resistance to soldering heat THT	
IEC 60068-2-20	265°C/10s
Ultrasonic cleaning	not recommended
Packaging/unit	tube/25 pcs. box/625 pcs.

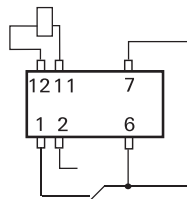
**Terminal assignment**

TOP view on component side of PCB

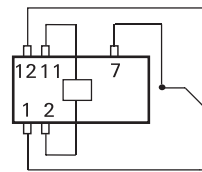
6 pin version with symmetrical coil assignment  
V23101-D0xxx-Axxx



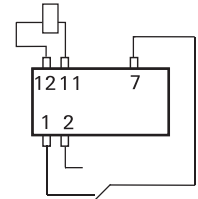
6 pin version with asymmetrical coil assignment  
V23101-D0xxx-Bxxx



5 pin version with symmetrical coil assignment  
V23101-D1xxx-Axxx



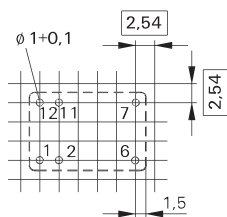
5 pin version with asymmetrical coil assignment  
V23101-D1xxx-Bxxx



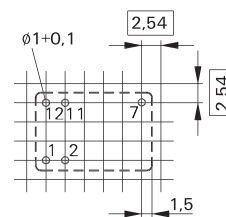
**PCB layout**

TOP view on component side of PCB

6 pin version

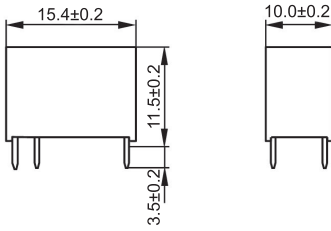


5 pin version

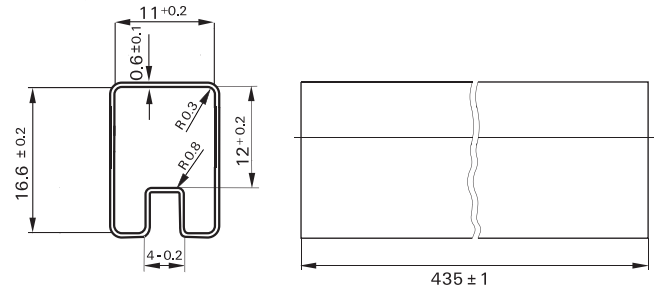


**W11 Relay V23101** (Continued)

**Dimensions**



**Packing**



**Product code structure**

Typical product code **V23101 D0 104 B 401**

<b>Type</b>	<b>V23101</b> W11 Series Signal Relay
<b>Pinning</b>	<b>D0</b> 6 pin version (standard) <b>D1</b> 5-pin version (without pin no. 6)
<b>Coil</b>	Coil code: please refer to coil versions table
<b>Coil terminal assignment</b>	<b>A</b> Symmetrical coil assignment <b>B</b> Asymmetrical coil assignment
<b>Contacts</b>	<b>201</b> 1 form C (CO), AgPd, gold plated <b>301</b> 1 form C (CO), AgNi <b>401</b> 1 form C (CO), AgNi, gold plated

**W11 Relay V23101** (Continued)

Product Code	Pinning	Coil	Coil voltage	Coil assignment	Cont.material	Part number			
V23101-D0001-A201	6 pins version	Standard coil	1.5VDC	Symmetrical	AgPd, Au plated	1393779-1			
V23101-D0002-A201			3VDC			1393779-3			
V23101-D0003-A201			5VDC			1393779-5			
V23101-D0004-A201			6VDC			1393779-8			
V23101-D0005-A201			9VDC			1-1393779-1			
V23101-D0006-A201			12VDC			1-1393779-3			
V23101-D0007-A201			24VDC			1-1393779-8			
V23101-D0001-B201			1.5VDC			Asymmetrical	1393779-2		
V23101-D0002-B201			3VDC				1393779-4		
V23101-D0003-B201			5VDC				1393779-6		
V23101-D0004-B201			6VDC				1-1393779-0		
V23101-D0005-B201			9VDC				1-1393779-2		
V23101-D0006-B201			12VDC				1-1393779-6		
V23101-D0007-B201			24VDC				2-1393779-0		
V23101-D0006-A301	12VDC	Symmetrical	AgNi	4-1419172-4					
V23101-D0003-B301	5VDC			Asymmetrical	1393779-7				
V23101-D0006-B301	12VDC	1-1393779-7							
V23101-D0007-B301	24VDC	2-1393779-1							
V23101-D0003-A401	5VDC	Symmetrical	AgNi, Au plated	1422028-2					
V23101-D0006-A401	12VDC			1422028-3					
V23101-D0007-A401	24VDC			1422028-5					
V23101-D0006-B401	12VDC	Asymmetrical		1422028-4					
V23101-D0007-B401	24VDC			1422028-6					
V23101-D1006-A201	5 pins		12VDC	Symmetrical	AgPd, Au plated	4-1393779-1			
V23101-D1003-B201			5VDC			Asymmetrical	4-1393779-0		
V23101-D1006-B201			12VDC				4-1393779-2		
V23101-D1007-B201			24VDC				1413012-1		
V23101-D1006-A401			12VDC				Symmetrical	AgNi, Au plated	1-1422028-2
V23101-D1006-B401			Asymmetrical						1-1422028-3
V23101-D0101-A201	6 pins version	Sensitive coil	1.5VDC	Symmetrical	AgPd, Au plated		2-1393779-2		
V23101-D0102-A201			3VDC			2-1393779-4			
V23101-D0103-A201			5VDC			2-1393779-6			
V23101-D0104-A201			6VDC			2-1393779-8			
V23101-D0105-A201			9VDC			3-1393779-0			
V23101-D0106-A201			12VDC			3-1393779-2			
V23101-D0107-A201			24VDC			3-1393779-5			
V23101-D0108-A201			18VDC			3-1393779-9			
V23101-D0101-B201			1.5VDC			Asymmetrical	2-1393779-3		
V23101-D0102-B201			3VDC				2-1393779-5		
V23101-D0103-B201			5VDC				2-1393779-7		
V23101-D0104-B201			6VDC				2-1393779-9		
V23101-D0105-B201			9VDC				3-1393779-1		
V23101-D0106-B201			12VDC				3-1393779-3		
V23101-D0107-B201	24VDC	3-1393779-8							
V23101-D0106-A301	12VDC	Symmetrical	AgNi	1422037-2					
V23101-D0107-A301	24VDC			3-1393779-7					
V23101-D0106-B301	12VDC	Asymmetrical		3-1393779-4					
V23101-D0103-A401	5VDC			Symmetrical	AgNi, Au plated	1422028-7			
V23101-D0106-A401	12VDC	1422028-8							
V23101-D0107-A401	24VDC	1422028-9							
V23101-D0108-A401	18VDC	1-1422028-1							
V23101-D0107-B401	24VDC	Asymmetrical		1-1422028-0					
V23101-D1106-A201	12VDC			Symmetrical	AgPd, Au plated	4-1393779-3			
V23101-D1107-A201	24VDC	4-1393779-6							
V23101-D1106-B201	12VDC	Asymmetrical		4-1393779-4					
V23101-D1107-B201	24VDC			4-1393779-7					
V23101-D1106-B301	12VDC		AgNi	4-1393779-5					
V23101-D1106-A401	Symmetrical			AgNi, Au plated	1-1422028-4				
V23101-D1106-B401	Asymmetrical	1-1422028-5							

## Данный компонент на территории Российской Федерации

### Вы можете приобрести в компании MosChip.

Для оперативного оформления запроса Вам необходимо перейти по данной ссылке:

<http://moschip.ru/get-element>

Вы можете разместить у нас заказ для любого Вашего проекта, будь то серийное производство или разработка единичного прибора.

В нашем ассортименте представлены ведущие мировые производители активных и пассивных электронных компонентов.

Нашей специализацией является поставка электронной компонентной базы двойного назначения, продукции таких производителей как XILINX, Intel (ex.ALTERA), Vicor, Microchip, Texas Instruments, Analog Devices, Mini-Circuits, Amphenol, Glenair.

Сотрудничество с глобальными дистрибьюторами электронных компонентов, предоставляет возможность заказывать и получать с международных складов практически любой перечень компонентов в оптимальные для Вас сроки.

На всех этапах разработки и производства наши партнеры могут получить квалифицированную поддержку опытных инженеров.

Система менеджмента качества компании отвечает требованиям в соответствии с ГОСТ Р ИСО 9001, ГОСТ РВ 0015-002 и ЭС РД 009

### Офис по работе с юридическими лицами:

105318, г.Москва, ул.Щербаковская д.3, офис 1107, 1118, ДЦ «Щербаковский»

Телефон: +7 495 668-12-70 (многоканальный)

Факс: +7 495 668-12-70 (доб.304)

E-mail: [info@moschip.ru](mailto:info@moschip.ru)

Skype отдела продаж:

moschip.ru

moschip.ru\_4

moschip.ru\_6

moschip.ru\_9