



# DIN Signal female connector



## General information

Design	IEC 60603-2	types: B, 2B, 3B, C, 2C, 3C, M female		
No. of contacts	max. 96			
Contact spacing	2,54 mm			
Test voltage	1000V			
Contact resistance	max. 20mOhm			
Insulation resistance	min. 10 <sup>9</sup> Ohm			
Working current	2A at 20°C (see derating diagram)	40 A for type M		
Temperature range	-55°C ... +125°C -40°C ... +105°C (for press-in connectors)			
Termination technology	press-in, solder pins			
Clearance & creepage distance	min. 1,2 mm each			
Insertion and withdrawal force	16-pole max. 15N	20-pole max. 20N	30-pole max. 30N	32-pole max. 30N
	48-pole max. 45N	64-pole max. 60N	96-pole max. 90N	
Mating cycles	PL 1 acc. to IEC 60603-2		500 mating cycles	
	PL 2 acc. to IEC 60603-2		400 mating cycles	
	PL 3 acc. to IEC 60603-2		50 mating cycles	
UL file	E102079			
RoHS - compliant	Yes			
Leadfree	Yes			
Hot plugging	No			

## Insulator material

Material	PBT (thermoplastics, glass fiber reinforcement 30%)
Color	RAL 7032 (grey)
UL classification	UL 94-V0
Material group acc. IEC 60664-1	IIIa (175 < CTI < 400)
NFF classification	I3, F4

## Contact material

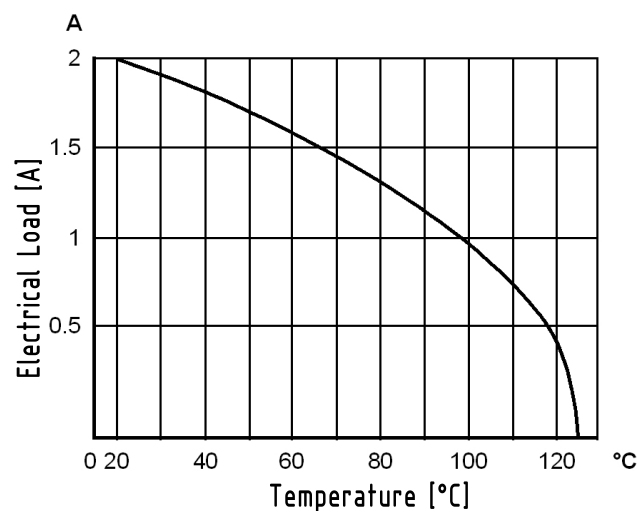
Contact material	Copper alloy		
Plating termination zone	Sn over Ni for solder, Ni for press-in		
Plating contact zone I	Au over PdNi over Ni	(Au over Ni for PL3)	
Plating contact zone II (termination side)	Au over PdNi over Ni	(Au over Ni for PL3)	

## Derating diagram acc. to IEC 60512-5 (Current carrying capacity)

The current carrying capacity is limited by maximum temperature of materials for inserts and contacts including terminals.

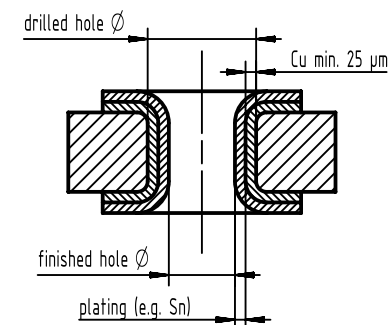
The current capacity curve is valid for continuous, non interrupted current loaded contacts of connectors when simultaneous power on all contacts is given, without exceeding the maximum temperature.

Control and test procedures according to DIN IEC 60512-5



## Recommended configuration of plated through holes for press-in termination

In addition to the hot-air-level (HAL), other PCB surfaces are getting more important. Due to their different properties - such as mechanical strength and coefficient of friction - we recommend the following configuration of PCB through holes.



Plating Type	Drilled hole Ø	Plated hole Ø	Thickness
Tin plated PCB (HAL) acc. to EN 60352-5	1,15±0,025 mm		
		Sn	max. 15 µm
Chemical tin plated PCB	1,15±0,025 mm		
		Sn	min. 0,8µm
Gold /Nickel plated PCB	1,15±0,025 mm		
		Ni	3 - 7 µm
Silver plated PCB	1,15±0,025 mm		
		Ag	0,1 - 0,3 µm
Copper plated PCB (OSP)	1,15±0,025 mm		
			1,00 - 1,10 mm

## Assembly instructions

It is highly recommended to use HARTING press-in tools to ensure a reliable press-in process. Please refer to the catalogue for tools, machines and further information about the press-in process.

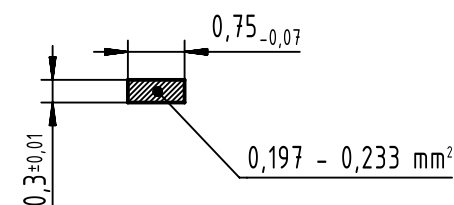
## Soldering instructions

The connectors should be protected when being soldered in a dip, flow or film soldering baths. Otherwise, they might become contaminated as a result of soldering operations or deformed as a result of overheating.

(1) For prototypes and short runs protect the connectors with an industrial adhesive tape, e.g. Tesaband 4331 ([www.tesa.de](http://www.tesa.de)). Cover the underside of the connector moulding and the adjacent parts of the pcb as well as the open sides of the connector. This will prevent heat and gases of the soldering apparatus from damaging the connector. About 140 + 5 mm of the tape should suffice.

(2) For large series a jig is recommended. Its protective cover with a fast action mechanical locking device shields the connectors from gas and heat generated by the soldering apparatus. As an additional protection a foil can be used for covering the parts that should not be soldered.

## Cross section of solder terminations



	All Dimensions in mm Original Size DIN A3	Scale 1:1	Free size tol.	Ref.
	All rights reserved Department EC PD - DE	Created by LEHNERT	Inspected by ZWHR	Standardisation HOFFMANN
HARTING Electronics GmbH D-32339 Espelkamp	Title DIN Signale female connector			Doc-Key / ECM-Nr. 100572187/UGD/001/B 500000111021
	Type DS	Number 09032100001	Date 2016-11-03	State Final Release
				Rev. B Page 1/1

# Mouser Electronics

Authorized Distributor

Click to View Pricing, Inventory, Delivery & Lifecycle Information:

## HARTING:

[09022642825](#) [09027646825](#) [09032426830](#) [09032426864](#) [09032426865](#) [09032786830](#) [09032786864](#)  
[09032786865](#) [09032966421](#) [09037966421](#) [09222326421](#) [09232482825](#) [09232486421](#) [09233482921](#) [09252306824](#)  
[09252306850](#) [09022642824](#) [09022642850](#) [09027646824](#) [09032246850](#) [09032246864](#) [09032246865](#)  
[09032322824](#) [09032322825](#) [09032322845](#) [09032326824](#) [09032326825](#) [09032326835](#) [09032326845](#) [09032327824](#)  
[09032327834](#) [09032327845](#) [09032606804](#) [09032606850](#) [09032606865](#) [09032642825](#) [09032646861](#)  
[09032647825](#) [09032647850](#) [09032647855](#) [09032786805](#) [09032962824](#) [09032962825](#) [09032962845](#) [09032962850](#)  
[09032962855](#) [09032967825](#) [09032967845](#) [09032967850](#) [09032967855](#) [09034322824](#) [09034326825](#)  
[09034642825](#) [09034646824](#) [09034646825](#) [09034962824](#) [09034962825](#) [09034966824](#) [09037646825](#) [09037962825](#)  
[09037966825](#) [09037966850](#) [09222326824](#) [09222326850](#) [09224326825](#) [09232326824](#) [09232326825](#)  
[09232326850](#) [09232327825](#) [09232482824](#) [09232482850](#) [09232486824](#) [09234326824](#) [09234486824](#) [09022646421](#)  
[09022646824](#) [09022646825](#) [09032246805](#) [09032426805](#) [09032606805](#) [09032646824](#) [09032646825](#)  
[09032646850](#) [09032647824](#) [09032966825](#) [09032966850](#) [09032966861](#) [09032966862](#) [09222326825](#) [09232486825](#)  
[09252306825](#) [09034326824](#) [09034647824](#) [09242206824](#) [09242206825](#) [09232486850](#) [09032966852](#)  
[09032246830](#) [09032646855](#) [09032966845](#)

## Данный компонент на территории Российской Федерации

### Вы можете приобрести в компании MosChip.

Для оперативного оформления запроса Вам необходимо перейти по данной ссылке:

<http://moschip.ru/get-element>

Вы можете разместить у нас заказ для любого Вашего проекта, будь то серийное производство или разработка единичного прибора.

В нашем ассортименте представлены ведущие мировые производители активных и пассивных электронных компонентов.

Нашей специализацией является поставка электронной компонентной базы двойного назначения, продукции таких производителей как XILINX, Intel (ex.ALTERA), Vicor, Microchip, Texas Instruments, Analog Devices, Mini-Circuits, Amphenol, Glenair.

Сотрудничество с глобальными дистрибьюторами электронных компонентов, предоставляет возможность заказывать и получать с международных складов практически любой перечень компонентов в оптимальные для Вас сроки.

На всех этапах разработки и производства наши партнеры могут получить квалифицированную поддержку опытных инженеров.

Система менеджмента качества компании отвечает требованиям в соответствии с ГОСТ Р ИСО 9001, ГОСТ РВ 0015-002 и ЭС РД 009

### Офис по работе с юридическими лицами:

105318, г.Москва, ул.Щербаковская д.3, офис 1107, 1118, ДЦ «Щербаковский»

Телефон: +7 495 668-12-70 (многоканальный)

Факс: +7 495 668-12-70 (доб.304)

E-mail: [info@moschip.ru](mailto:info@moschip.ru)

Skype отдела продаж:

moschip.ru

moschip.ru\_4

moschip.ru\_6

moschip.ru\_9