

# Signal isolator - MACX MCR-EX-SL-RPSS-2I-2I - 2865382

Please be informed that the data shown in this PDF Document is generated from our Online Catalog. Please find the complete data in the user's documentation. Our General Terms of Use for Downloads are valid (<http://phoenixcontact.com/download>)



Ex i measuring transducer repeater power supply, 2-channel; HART-transparent. Supplies Ex i 2-wire measuring transducers and transmits the 4 - 20 mA signal from the Ex area to the safe area. 5-way electrical isolation, up to SIL 3 according to IEC 61508; screw connection.

## Product Features



## Key commercial data

Packing unit	1 pc
Weight per Piece (excluding packing)	180.0 GRM
Custom tariff number	85437090
Country of origin	Germany

## Technical data

### Note

Utilization restriction	EMC: class A product, see manufacturer's declaration in the download area
-------------------------	---

### Dimensions

Width	12.5 mm
Height	99 mm
Depth	114.5 mm

### Ambient conditions

Ambient temperature (operation)	-20 °C ... 60 °C (Any mounting position)
Ambient temperature (storage/transport)	-40 °C ... 80 °C
Maximum altitude	≤ 2000 m
Permissible humidity (operation)	10 % ... 95 % (non-condensing)

# Signal isolator - MACX MCR-EX-SL-RPSS-2I-2I - 2865382

## Technical data

### Ambient conditions

Noise immunity	EN 61000-6-2 When being exposed to interference, there may be minimal deviations.
Degree of protection	IP20

### Input data

Signal input	Intrinsically safe
Current input signal	4 mA ... 20 mA
Transmitter supply voltage	> 16 V (at 20 mA)

### Output data

Signal output	Current output
Current output signal	4 mA ... 20 mA (active)
Transmission Behavior	1:1 to input signal
Load/output load current output	≤ 450 Ω (20 mA)
	≤ 375 Ω (24 mA)
Output behavior in the event of an error	< 3.6 mA (In the event of cable break at the input (as per NE 43))
	> 22.5 mA (In the event of cable short circuit at the input (as per NE 43))

### Power supply

Nominal supply voltage	24 V DC
Supply voltage range	19.2 V DC ... 30 V DC (24 V DC (-20% ... +25%))
Max. current consumption	< 100 mA (24 V / 20 mA)
Power consumption	< 1.4 W (at 24 V DC / 20 mA)

### Connection data

Conductor cross section solid min.	0.2 mm <sup>2</sup>
Conductor cross section solid max.	2.5 mm <sup>2</sup>
Conductor cross section flexible min.	0.2 mm <sup>2</sup>
Conductor cross section flexible max.	2.5 mm <sup>2</sup>
Conductor cross section AWG/kcmil min.	24
Conductor cross section AWG/kcmil max	14
Stripping length	7 mm
Screw thread	M3
Connection method	Screw connection
Tightening torque, min	0.5 Nm
Tightening torque max	0.6 Nm

### General

Maximum transmission error	< 0.1 % (of final value)
Transmission error, typical	< 0.05 % (of final value)

# Signal isolator - MACX MCR-EX-SL-RPSS-2I-2I - 2865382

## Technical data

### General

Maximum temperature coefficient	< 0.01 %/K
Step response (10-90%)	< 1.3 ms (for 4 mA ... 20 mA step)
Status display	Green LED (supply voltage)
Inflammability class according to UL 94	V0
Pollution degree	2
Surge voltage category	II
Electromagnetic compatibility	Conformance with EMC Directive 2004/108/EC
Emitted interference	EN 61000-6-4
Housing material	PA 66-FR
Color	green
Designation	Input/output, power supply
Electrical isolation	300 V <sub>rms</sub> (Rated insulation voltage (surge voltage category II; pollution degree 2, safe isolation as per EN 61010-1))
	2.5 kV (50 Hz, 1 min., test voltage)
Designation	Input/output
Electrical isolation	375 V (Peak value in accordance with EN 60079-11)
Designation	Input/power supply
Electrical isolation	375 V (Peak value in accordance with EN 60079-11)
Designation	Output 1/output 2/ power supply
Electrical isolation	1.5 kV (50 Hz, 1 min., test voltage)
Conformance	CE-compliant, additionally EN 61326
ATEX	# II (1) G [Ex ia Ga] IIC/IIB
	# II (1) D [Ex ia Da] IIIC
	# II 3(1) G Ex nA [ia Ga] IIC T4 Gc
IECEX	[Ex ia Ga] IIC/IIB
	[Ex ia Da] IIIC
	Ex nA [ia Ga] IIC T4 Gc
UL, USA / Canada	Class I Div 2; IS for Class I, II, III Div 1
Functional Safety (SIL)	SIL 3

### Data communication (bypass)

HART function	Yes
Protocols supported	HART

### Safety data

Max. output voltage U <sub>o</sub>	25.2 V
Max. output current I <sub>o</sub>	93 mA
Max. output power P <sub>o</sub>	587 mW

# Signal isolator - MACX MCR-EX-SL-RPSS-2I-2I - 2865382

## Technical data

### Safety data

Group	IIC
Max. external inductivity $L_o$	2 mH
Max. external capacity $C_o$	107 nF
Group	IIB
Max. external inductivity $L_o$	4 mH
Max. external capacity $C_o$	820 nF
Safety-related maximum voltage $U_m$	253 V AC (125 V DC)

## Classifications

### eCl@ss

eCl@ss 4.0	27210121
eCl@ss 4.1	27210121
eCl@ss 5.0	27210121
eCl@ss 5.1	27210121
eCl@ss 6.0	27210121
eCl@ss 7.0	27210121
eCl@ss 8.0	27210121

### ETIM

ETIM 2.0	EC001431
ETIM 3.0	EC001596
ETIM 4.0	EC002653
ETIM 5.0	EC002653

### UNSPSC

UNSPSC 6.01	30211506
UNSPSC 7.0901	39121008
UNSPSC 11	39121008
UNSPSC 12.01	39121008
UNSPSC 13.2	39121008

## Approvals

### Approvals

---

### Approvals

Functional Safety / UL Listed / cUL Listed / GL / EAC / cULus Listed

# Signal isolator - MACX MCR-EX-SL-RPSS-2I-2I - 2865382

## Approvals

---

Ex Approvals

IECEX / ATEX / UL Listed / cUL Listed / EAC Ex / cULus Listed


---


Approvals submitted

---

## Approval details


Functional Safety

UL Listed 

cUL Listed 

GL

EAC

cULus Listed 

## Drawings



## Данный компонент на территории Российской Федерации

### Вы можете приобрести в компании MosChip.

Для оперативного оформления запроса Вам необходимо перейти по данной ссылке:

<http://moschip.ru/get-element>

Вы можете разместить у нас заказ для любого Вашего проекта, будь то серийное производство или разработка единичного прибора.

В нашем ассортименте представлены ведущие мировые производители активных и пассивных электронных компонентов.

Нашей специализацией является поставка электронной компонентной базы двойного назначения, продукции таких производителей как XILINX, Intel (ex.ALTERA), Vicor, Microchip, Texas Instruments, Analog Devices, Mini-Circuits, Amphenol, Glenair.

Сотрудничество с глобальными дистрибьюторами электронных компонентов, предоставляет возможность заказывать и получать с международных складов практически любой перечень компонентов в оптимальные для Вас сроки.

На всех этапах разработки и производства наши партнеры могут получить квалифицированную поддержку опытных инженеров.

Система менеджмента качества компании отвечает требованиям в соответствии с ГОСТ Р ИСО 9001, ГОСТ РВ 0015-002 и ЭС РД 009

### Офис по работе с юридическими лицами:

105318, г.Москва, ул.Щербаковская д.3, офис 1107, 1118, ДЦ «Щербаковский»

Телефон: +7 495 668-12-70 (многоканальный)

Факс: +7 495 668-12-70 (доб.304)

E-mail: [info@moschip.ru](mailto:info@moschip.ru)

Skype отдела продаж:

moschip.ru

moschip.ru\_4

moschip.ru\_6

moschip.ru\_9