



PTC THERMISTORS: YS4019, YS4020, YSM4021

OVER-CURRENT PROTECTION

DESCRIPTION:

A range of three high voltage PTC thermistors. Types YS4019 & YS4020 have radial wires and a conformal coating; type YSM4021 has a lead frame construction suitable for surface mount applications.

FEATURES:

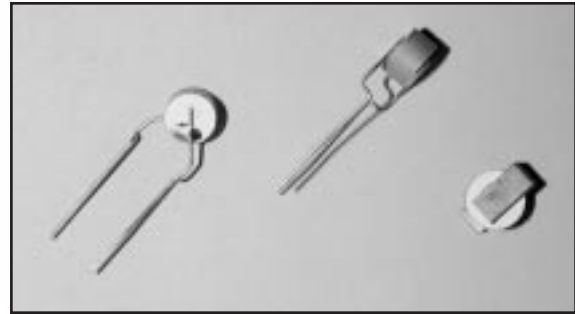
- Designed for over-current and over-voltage protection at voltages up to 1000V r.m.s.
- Ability to withstand direct connection to 1000V r.m.s. supply
- Suitable for resettable input protection of digital multimeters and other instrumentation
- Excellent stability
- Fail-safe operation
- Solid state
- High performance barium titanate ceramic

OPTIONS:

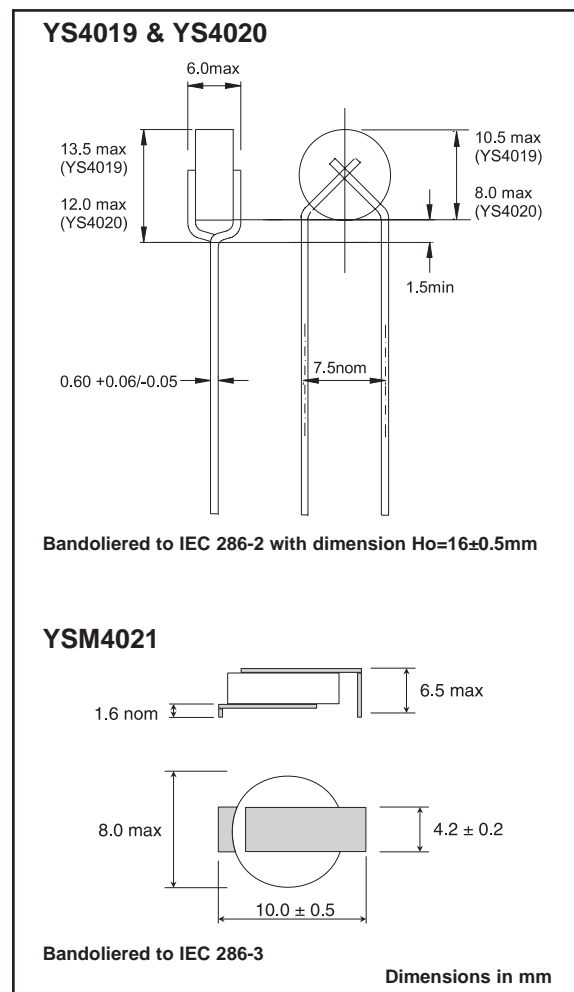
- Non-standard resistances and tolerances
- Resistance matching
- Non-standard wire lengths
- Other wire configurations

DATA:

Tolerance on R_{25} $\pm 20\%$
Maximum operating voltage 1000 r.m.s.
Switch temperature T_b $80 \pm 10^\circ\text{C}$
Ambient temperature range:
at maximum voltage -20 to $+60^\circ\text{C}$
at zero voltage -25 to $+125^\circ\text{C}$
Lead wire material (YS4019 & YS4020)
 Solder-coated copper
Lead frame material (YSM4021)
 Solder-coated brass



DIMENSIONS:



Code	R_{25} Ω	Resistance -20 to $+55^\circ\text{C}$ Ω	Residual current at 25°C mA
YS4019	500	1000 max	<3
YS4020	1100	2000 max	<2
YSM4021	1100	2000 max	<2



PTC THERMISTORS: YS4019, YS4020, YSM4021

OVER-CURRENT PROTECTION

DATA:

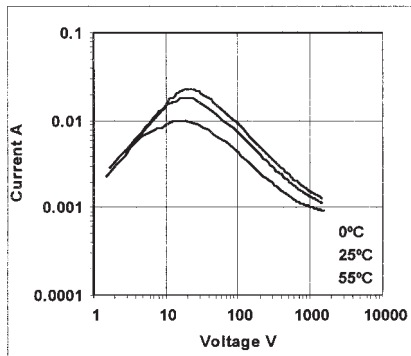
SWITCHING TIMES:

Initial current mA	Maximum trip time (secs)	
	YS4019	YS4020 & YSM4021
50		25
100	30	4.0
200	4.2	1.0
500	0.70	0.16
1000	0.21	0.05
2500	0.1	

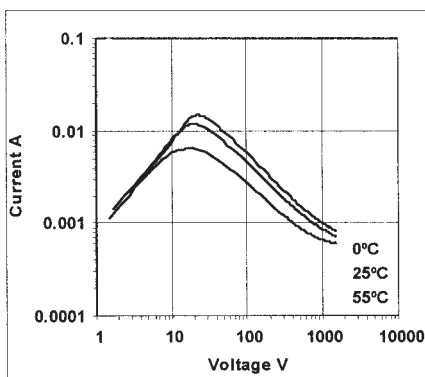
Thermistor connected to a 1000V r.m.s. supply via a series resistance, adjusted to set the initial current. Switching time defined as the time required for the current to reach 1/3 of the initial current at an ambient temperature of 25°C.

CURRENT-VOLTAGE CHARACTERISTICS:

YS4019



YS4020 & YSM4021



INSTRUMENT PROTECTION

The input circuitry of digital multimeters and other instrumentation requires over-current protection against the unintentional fault conditions which can occur. PTC thermistors offer reliable, convenient and cost-effective protection. Solid state construction allows resettable operation, eliminating the inconvenience of fuse replacement.

Modern multimeters, with wide-ranging functions, are particularly at risk. The inadvertent application of a voltage source to an instrument in resistance mode will cause excessive currents within the input circuitry. Multi-channel instruments, such as oscilloscopes, are also susceptible if the ground terminals are raised to high potential. These high currents, if unchecked, would destroy the input circuitry.

The PTC thermistor is connected directly in series with the input terminals. It is chosen so that over the expected range of working conditions (current, voltage, ambient temperature) the device remains in a low resistance state, offering as little series resistance as possible to ensure accurate measurement.

When a fault condition occurs, the abnormally high current causes sufficient I^2R heating in the thermistor to switch it from low to high resistance, reducing the circuit current and preventing damage.

After removal of the fault condition, the thermistor reverts to low resistance to re-establish normal operation. Devices can be chosen to achieve automatic reset (fault condition must be removed) or manual reset (power source disconnected).

Данный компонент на территории Российской Федерации

Вы можете приобрести в компании MosChip.

Для оперативного оформления запроса Вам необходимо перейти по данной ссылке:

<http://moschip.ru/get-element>

Вы можете разместить у нас заказ для любого Вашего проекта, будь то серийное производство или разработка единичного прибора.

В нашем ассортименте представлены ведущие мировые производители активных и пассивных электронных компонентов.

Нашей специализацией является поставка электронной компонентной базы двойного назначения, продукции таких производителей как XILINX, Intel (ex.ALTERA), Vicor, Microchip, Texas Instruments, Analog Devices, Mini-Circuits, Amphenol, Glenair.

Сотрудничество с глобальными дистрибьюторами электронных компонентов, предоставляет возможность заказывать и получать с международных складов практически любой перечень компонентов в оптимальные для Вас сроки.

На всех этапах разработки и производства наши партнеры могут получить квалифицированную поддержку опытных инженеров.

Система менеджмента качества компании отвечает требованиям в соответствии с ГОСТ Р ИСО 9001, ГОСТ РВ 0015-002 и ЭС РД 009

Офис по работе с юридическими лицами:

105318, г.Москва, ул.Щербаковская д.3, офис 1107, 1118, ДЦ «Щербаковский»

Телефон: +7 495 668-12-70 (многоканальный)

Факс: +7 495 668-12-70 (доб.304)

E-mail: info@moschip.ru

Skype отдела продаж:

moschip.ru

moschip.ru_4

moschip.ru_6

moschip.ru_9