


Multi-Turn Surface Mount 1/4" Square Cermet Trimmers, Fully Sealed


RoHS
COMPLIANT

FEATURES

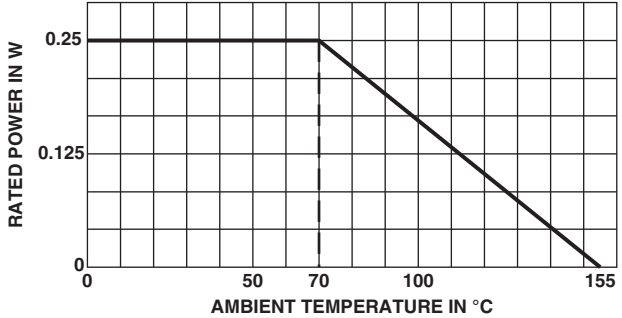
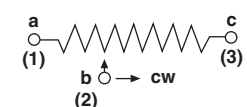
- 0.25 W at 70 °C
- Military and professional grade
- Multi-turn operation
- A low contact resistance variation (down to 2 % R_n)
- Low end contact resistance (1 Ω typical)
- Full sealing
- Tests according to CECC 41000 or IEC 60393-1
- Material categorization: for definitions of compliance please see www.vishay.com/doc?99912

Three variations are available according to the positioning of the control screw and contact positions.

The TS6 multi-turn trimmer has been designed for use in PCB surface mounting applications.

The cermet track gives a high stability performance with an extended ohmic capacity of 10 Ω to 2 MΩ.

DIMENSIONS in millimeters (± 0.5 mm)			
TS6X	RECOMMENDED SOLDERING AREAS		
TS6Z			
TS6Y			

ELECTRICAL SPECIFICATIONS		
Resistive Element	Cermet	
Electrical Travel	14 turns \pm 2	
Resistance Range	10 Ω to 2 M Ω	
Standard Series E3	1 - 2.2 - 4.7 and on request 1 - 2 - 5	
Tolerance	Standard	\pm 10 %
	On Request	\pm 5 %
Power Rating	Linear	0.25 W at 70 °C
		
Circuit Diagram		
Temperature Coefficient	See Standard Resistance Element table	
Limiting Element Voltage (Linear Law)	250 V	
Contact Resistance Variation	2 % R _n or 2 Ω	
End Resistance (Typical)	1 Ω	
Dielectric Strength (RMS)	1000 V	
Insulation Resistance	10 ⁶ M Ω	

MECHANICAL SPECIFICATIONS	
Mechanical Travel	15 turns \pm 5
Operating Torque (max. Ncm)	1.5
End Stop Torque	Clutch action
Net wWeight (max. g)	0.5
Wiper (Actual Travel)	Positioned at approx. 50 %

ENVIRONMENTAL SPECIFICATIONS	
Temperature Range	-55 °C to +155 °C
Climatic Category	55/125/56
Sealing	Fully sealed IP67
MSL Level	1

SOLDERING RECOMMENDATIONS	
Recommended reflow profile 2, see Application Note www.vishay.com/doc?52029	



PERFORMANCES							
TESTS	CONDITIONS	REQUIREMENTS		OTHER	TYPICAL VALUES AND DRIFTS		
		$\Delta R_T/R_T$ (%)	$\Delta R_{1-2}/R_{1-2}$ (%)		$\Delta R_T/R_T$ (%)	$\Delta R_{1-2}/R_{1-2}$ (%)	OTHER
Electrical Endurance	1000 h at rated power 90°/30° - ambient temp. 70 °C	± 2 %	± 4 %	Contact res. variation: < 3 % Rn	± 1 %	± 2 %	Contact res. variation: < 1 % Rn
Climatic Sequence	Phase A dry heat 125 °C Phase B damp heat Phase C cold -55 °C Phase D damp heat 5 cycles	± 2 %	± 3 %		± 0.5 %	± 1 %	
Damp Heat Steady State	40 °C 93 % RH 56 days	± 2 %	± 3 %	Dielectric strength: 250 V _{RMS} Insulation resistance: > 100 MΩ	± 0.5 %	± 1 %	Dielectric strength: 1000 V _{RMS} Insulation resistance: > 10 ⁴ MΩ
Charge of Temperature	-55 °C to +125 °C 5 cycles	± 1.5 %		$\Delta V_{1-2}/\Delta V_{1-3}$ ≤ ± 2 %	± 0.5 %		$\Delta V_{1-2}/\Delta V_{1-3}$ ≤ ± 1 %
Mechanical Endurance	200 cycles at rated power	± 2 %		Contact res. variation: < 3 % Rn	± (2 % + 3 Ω)		Contact res. variation: < 1 % Rn
Shock	50 g at 11 ms 3 successive shocks in 3 directions	± 1 %		$\Delta V_{1-2}/\Delta V_{1-3}$ ≤ ± 2 %	± 0.1 %		$\Delta V_{1-2}/\Delta V_{1-3}$ ≤ 0.2 %
Vibration	10 Hz to 55 Hz 0.75 mm or 10 g for 6 h	± 1 %		$\Delta V_{1-2}/\Delta V_{1-3}$ ≤ ± 2 %	± 0.1 %		$\Delta V_{1-2}/\Delta V_{1-3}$ ≤ ± 0.2 %

Note

- Nothing stated herein shall be construed as a guarantee of quality or durability.

STANDARD RESISTANCE ELEMENT DATA				
STANDARD RESISTANCE VALUES	LINEAR LAW			TYPICAL TCR - 55 °C + 125 °C ppm/°C
	MAX. POWER AT 70 °C	MAX. WORKING VOLTAGE	MAX. WIPER CURRENT	
Ω	W	V	mA	
10	0.25	158	158	± 100
22	0.25	2.34	107	
47	0.25	3.43	73	
100	0.25	5.00	50	
220	0.25	7.42	34	
470	0.25	10.8	23	
1K	0.25	15.8	15.8	
2.2K	0.25	23.4	10.7	
4.7K	0.25	34.3	7.3	
10K	0.25	50	5	
22K	0.25	74.2	3.37	
47K	0.25	108.4	2.31	
100K	0.25	158	1.58	
220K	0.25	234	1.97	
470K	0.13	250	0.53	
1M	0.06	250	0.25	
2M	0.03	250	0.125	



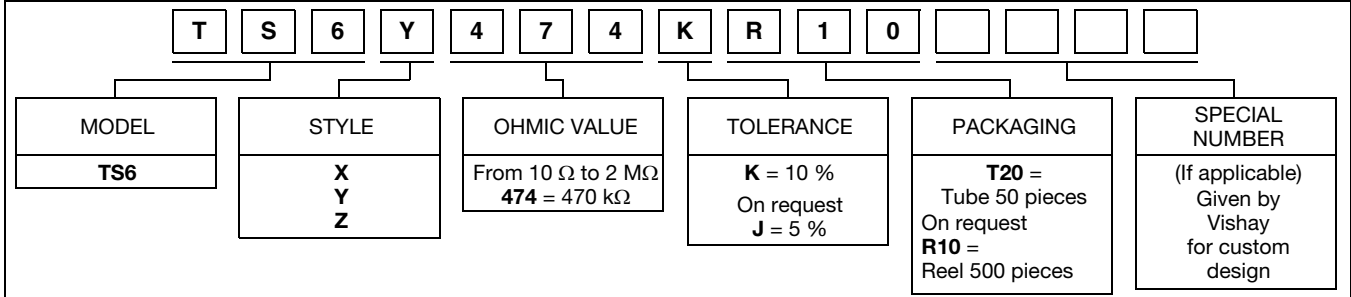
MARKING

Printed: Vishay trademark, model, style, ohmic value (in Ω , k Ω , M Ω), tolerance (in %) only if non standard, manufacturing date, marking of terminal 3.

PACKAGING

- In tube of 50 pieces code T20 (TU50)
- In reel of 500 pieces code R10 (TR500)

ORDERING INFORMATION (Part Number)



DESCRIPTION (for information only)

TS6	Y	470K	10 %		TU	e3
MODEL	STYLE	VALUE	TOLERANCE	SPECIAL	PACKAGING	LEAD FINISH



Disclaimer

ALL PRODUCT, PRODUCT SPECIFICATIONS AND DATA ARE SUBJECT TO CHANGE WITHOUT NOTICE TO IMPROVE RELIABILITY, FUNCTION OR DESIGN OR OTHERWISE.

Vishay Intertechnology, Inc., its affiliates, agents, and employees, and all persons acting on its or their behalf (collectively, "Vishay"), disclaim any and all liability for any errors, inaccuracies or incompleteness contained in any datasheet or in any other disclosure relating to any product.

Vishay makes no warranty, representation or guarantee regarding the suitability of the products for any particular purpose or the continuing production of any product. To the maximum extent permitted by applicable law, Vishay disclaims (i) any and all liability arising out of the application or use of any product, (ii) any and all liability, including without limitation special, consequential or incidental damages, and (iii) any and all implied warranties, including warranties of fitness for particular purpose, non-infringement and merchantability.

Statements regarding the suitability of products for certain types of applications are based on Vishay's knowledge of typical requirements that are often placed on Vishay products in generic applications. Such statements are not binding statements about the suitability of products for a particular application. It is the customer's responsibility to validate that a particular product with the properties described in the product specification is suitable for use in a particular application. Parameters provided in datasheets and/or specifications may vary in different applications and performance may vary over time. All operating parameters, including typical parameters, must be validated for each customer application by the customer's technical experts. Product specifications do not expand or otherwise modify Vishay's terms and conditions of purchase, including but not limited to the warranty expressed therein.

Except as expressly indicated in writing, Vishay products are not designed for use in medical, life-saving, or life-sustaining applications or for any other application in which the failure of the Vishay product could result in personal injury or death. Customers using or selling Vishay products not expressly indicated for use in such applications do so at their own risk. Please contact authorized Vishay personnel to obtain written terms and conditions regarding products designed for such applications.

No license, express or implied, by estoppel or otherwise, to any intellectual property rights is granted by this document or by any conduct of Vishay. Product names and markings noted herein may be trademarks of their respective owners.

Material Category Policy

Vishay Intertechnology, Inc. hereby certifies that all its products that are identified as RoHS-Compliant fulfill the definitions and restrictions defined under Directive 2011/65/EU of The European Parliament and of the Council of June 8, 2011 on the restriction of the use of certain hazardous substances in electrical and electronic equipment (EEE) - recast, unless otherwise specified as non-compliant.

Please note that some Vishay documentation may still make reference to RoHS Directive 2002/95/EC. We confirm that all the products identified as being compliant to Directive 2002/95/EC conform to Directive 2011/65/EU.

Vishay Intertechnology, Inc. hereby certifies that all its products that are identified as Halogen-Free follow Halogen-Free requirements as per JEDEC JS709A standards. Please note that some Vishay documentation may still make reference to the IEC 61249-2-21 definition. We confirm that all the products identified as being compliant to IEC 61249-2-21 conform to JEDEC JS709A standards.

Данный компонент на территории Российской Федерации

Вы можете приобрести в компании MosChip.

Для оперативного оформления запроса Вам необходимо перейти по данной ссылке:

<http://moschip.ru/get-element>

Вы можете разместить у нас заказ для любого Вашего проекта, будь то серийное производство или разработка единичного прибора.

В нашем ассортименте представлены ведущие мировые производители активных и пассивных электронных компонентов.

Нашей специализацией является поставка электронной компонентной базы двойного назначения, продукции таких производителей как XILINX, Intel (ex.ALTERA), Vicor, Microchip, Texas Instruments, Analog Devices, Mini-Circuits, Amphenol, Glenair.

Сотрудничество с глобальными дистрибьюторами электронных компонентов, предоставляет возможность заказывать и получать с международных складов практически любой перечень компонентов в оптимальные для Вас сроки.

На всех этапах разработки и производства наши партнеры могут получить квалифицированную поддержку опытных инженеров.

Система менеджмента качества компании отвечает требованиям в соответствии с ГОСТ Р ИСО 9001, ГОСТ РВ 0015-002 и ЭС РД 009

Офис по работе с юридическими лицами:

105318, г.Москва, ул.Щербаковская д.3, офис 1107, 1118, ДЦ «Щербаковский»

Телефон: +7 495 668-12-70 (многоканальный)

Факс: +7 495 668-12-70 (доб.304)

E-mail: info@moschip.ru

Skype отдела продаж:

moschip.ru

moschip.ru_4

moschip.ru_6

moschip.ru_9