



Main

| | |
|-------------------------------|--------------------------|
| Range of product | OsiSense XU |
| Series name | Application assembly |
| Electronic sensor type | Photo-electric sensor |
| Sensor name | XUA |
| Sensor design | Cylindrical M8 |
| Detection system | Diffuse |
| Material | Metal |
| Line of sight type | Axial |
| Type of output signal | Discrete |
| Supply circuit type | DC |
| Wiring technique | 3-wire |
| Discrete output type | PNP |
| Discrete output function | 1 NC |
| Electrical connection | Cable |
| Cable length | 6.56 ft (2 m) |
| Product specific application | - |
| Emission | Infrared diffuse |
| [Sn] nominal sensing distance | 0.16 ft (0.05 m) diffuse |

Complementary

| | |
|---------------------------|---|
| Enclosure material | Nickel plated brass |
| Lens material | PMMA |
| Maximum sensing distance | 0.2 ft (0.06 m) |
| Output type | Solid state |
| Add on output | Without |
| Cable composition | 3 x 0.14 mm ² |
| Wire insulation material | PvR |
| Cable outer diameter | 0.14 in (3.5 mm) |
| Status LED | 1 LED (yellow) output state |
| [Us] rated supply voltage | 12...24 V DC with reverse polarity protection |
| Supply voltage limits | 10...30 V DC |
| Switching capacity in mA | <= 100 mA (overload and short-circuit protection) |
| Switching frequency | <= 1000 Hz |
| Voltage drop | <= 1 V (closed state) |
| Current consumption | <= 25 mA (no-load) |
| Delay first up | <= 20 ms |
| Delay response | <= 0.5 ms |
| Delay recovery | <= 0.5 ms |
| Setting-up | Without sensitivity adjustment |
| Diameter | 0.31 in (8 mm) |
| Length | 1.85 in (47 mm) |
| Product weight | 0.03 lb(US) (0.015 kg) |

Environment

| | |
|---------------------------------------|----------------------------|
| product certifications | CE CULus |
| ambient air temperature for operation | -13...131 °F (-25...55 °C) |
| ambient air temperature for storage | -22...158 °F (-30...70 °C) |

The information provided in this documentation contains general descriptions and/or technical characteristics of the products contained herein. This documentation is not intended as a substitute for and is not to be used for determining suitability or reliability of these products for specific user applications. It is the duty of any such user or integrator to perform the appropriate and complete risk analysis, evaluation and testing of the products with respect to the relevant specific application or use thereof. Neither Schneider Electric Industries SAS nor any of its affiliates or subsidiaries shall be responsible or liable for misuse of the information contained herein.

| | |
|-------------------------|---|
| vibration resistance | 7 gn, amplitude = +/- 1 mm (f = 10...55 Hz) conforming to IEC 60068-2-6 |
| shock resistance | 30 gn (duration = 11 ms) conforming to IEC 60068-2-27 |
| IP degree of protection | IP65 conforming to IEC 60529 |

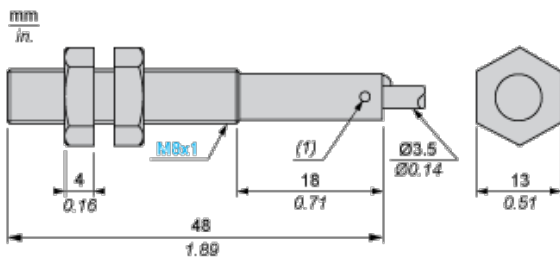
Offer Sustainability

| | |
|--|--|
| Not Green Premium product | Not Green Premium product |
| Compliant - since 0732 - Schneider Electric declaration of conformity | Compliant - since 0732 - Schneider Electric declaration of conformity |
| Reference not containing SVHC above the threshold | Reference not containing SVHC above the threshold |
| WARNING: This product can expose you to chemicals including: | WARNING: This product can expose you to chemicals including: |
| Diisononyl phthalate (DINP), which is known to the State of California to cause cancer, and | Diisononyl phthalate (DINP), which is known to the State of California to cause cancer, and |
| Di-isodecyl phthalate (DIDP), which is known to the State of California to cause birth defects or other reproductive harm. | Di-isodecyl phthalate (DIDP), which is known to the State of California to cause birth defects or other reproductive harm. |
| For more information go to www.p65warnings.ca.gov | For more information go to www.p65warnings.ca.gov |

Contractual warranty

| | |
|-----------------|-----------|
| Warranty period | 18 months |
|-----------------|-----------|

Dimensions

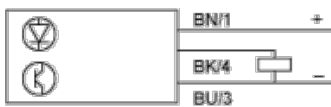


(1) LED, 4 viewing ports at 90°

Note :Fixing nut tightening torque : <2N.m

Wiring Schemes

PNP

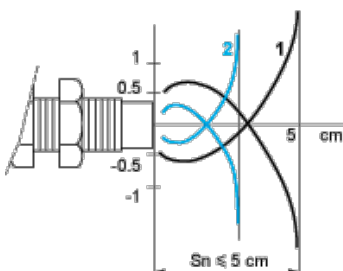


BN : Brown

BU : Blue

BK : Black

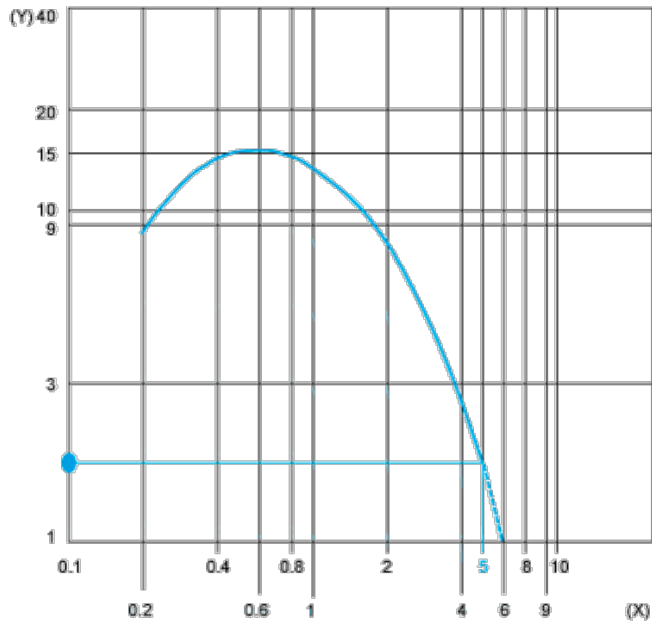
Detection Curves



1 : White 90%

2 : Grey 18%

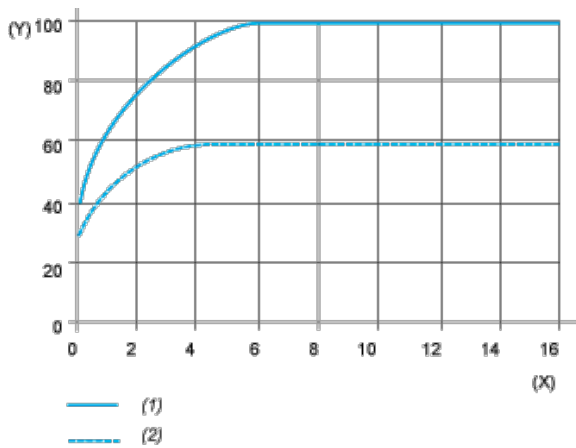
Excess Gain Curves (Ambient temperature: ± 25 °C)



(Y) Gain

(X) Distance (m)

Object 5 x 5 cm, White 90%



(1) White

(2) Grey

(Y) Variation of sensing distance Sn

(X) Side of square object (cm)

Detection differential (H) when object approaches from the front: $H \leq 25\%$ of Sn

Данный компонент на территории Российской Федерации

Вы можете приобрести в компании MosChip.

Для оперативного оформления запроса Вам необходимо перейти по данной ссылке:

<http://moschip.ru/get-element>

Вы можете разместить у нас заказ для любого Вашего проекта, будь то серийное производство или разработка единичного прибора.

В нашем ассортименте представлены ведущие мировые производители активных и пассивных электронных компонентов.

Нашей специализацией является поставка электронной компонентной базы двойного назначения, продукции таких производителей как XILINX, Intel (ex.ALTERA), Vicor, Microchip, Texas Instruments, Analog Devices, Mini-Circuits, Amphenol, Glenair.

Сотрудничество с глобальными дистрибьюторами электронных компонентов, предоставляет возможность заказывать и получать с международных складов практически любой перечень компонентов в оптимальные для Вас сроки.

На всех этапах разработки и производства наши партнеры могут получить квалифицированную поддержку опытных инженеров.

Система менеджмента качества компании отвечает требованиям в соответствии с ГОСТ Р ИСО 9001, ГОСТ РВ 0015-002 и ЭС РД 009

Офис по работе с юридическими лицами:

105318, г.Москва, ул.Щербаковская д.3, офис 1107, 1118, ДЦ «Щербаковский»

Телефон: +7 495 668-12-70 (многоканальный)

Факс: +7 495 668-12-70 (доб.304)

E-mail: info@moschip.ru

Skype отдела продаж:

moschip.ru

moschip.ru_4

moschip.ru_6

moschip.ru_9