



# Chip Inductors - 1812CS (4532)

- Higher SRF values than 1812 size parts with ferrite cores
- 5% tolerances for all values
- 19 inductance values from 1.0 to 33  $\mu$ H

Request free evaluation samples by contacting Coilcraft or visiting [www.coilcraft.com](http://www.coilcraft.com).

| Part number <sup>1</sup> | Inductance <sup>2</sup><br>( $\mu$ H) | Percent tolerance <sup>3</sup> | Q min <sup>4</sup> | SRF min <sup>5</sup><br>(MHz) | DCR max <sup>6</sup><br>(Ohms) | Irms <sup>7</sup><br>(mA) |
|--------------------------|---------------------------------------|--------------------------------|--------------------|-------------------------------|--------------------------------|---------------------------|
| 1812CS-102XJL_           | 1.0 @ 7.9 MHz                         | <b>5</b>                       | 60 @ 50 MHz        | 310                           | 1.2                            | 480                       |
| 1812CS-122XJL_           | 1.2 @ 7.9 MHz                         | <b>5</b>                       | 62 @ 50 MHz        | 230                           | 1.2                            | 480                       |
| 1812CS-152X_L_           | 1.5 @ 7.9 MHz                         | <b>5,2</b>                     | 65 @ 50 MHz        | 210                           | 1.6                            | 430                       |
| 1812CS-182XJL_           | 1.8 @ 7.9 MHz                         | <b>5</b>                       | 68 @ 50 MHz        | 190                           | 2.0                            | 380                       |
| 1812CS-222X_L_           | 2.2 @ 7.9 MHz                         | <b>5,2</b>                     | 63 @ 50 MHz        | 170                           | 2.2                            | 340                       |
| 1812CS-272X_L_           | 2.7 @ 7.9 MHz                         | <b>5,2</b>                     | 63 @ 50 MHz        | 160                           | 3.2                            | 300                       |
| 1812CS-332X_L_           | 3.3 @ 7.9 MHz                         | <b>5,2</b>                     | 65 @ 50 MHz        | 145                           | 3.8                            | 270                       |
| 1812CS-392X_L_           | 3.9 @ 7.9 MHz                         | <b>5,2</b>                     | 69 @ 50 MHz        | 130                           | 5.0                            | 240                       |
| 1812CS-472XJL_           | 4.7 @ 7.9 MHz                         | <b>5</b>                       | 63 @ 50 MHz        | 115                           | 5.4                            | 230                       |
| 1812CS-562XJL_           | 5.6 @ 7.9 MHz                         | <b>5</b>                       | 59 @ 50 MHz        | 100                           | 5.7                            | 220                       |
| 1812CS-682XJL_           | 6.8 @ 7.9 MHz                         | <b>5</b>                       | 60 @ 50 MHz        | 90                            | 6.6                            | 210                       |
| 1812CS-822X_L_           | 8.2 @ 7.9 MHz                         | <b>5,2</b>                     | 47 @ 50 MHz        | 80                            | 7.0                            | 200                       |
| 1812CS-103XJL_           | 10 @ 7.9 MHz                          | <b>5</b>                       | 36 @ 50 MHz        | 70                            | 7.7                            | 190                       |
| 1812CS-123XJL_           | 12 @ 2.5 MHz                          | <b>5</b>                       | 35 @ 10 MHz        | 60                            | 8.7                            | 180                       |
| 1812CS-153X_L_           | 15 @ 2.5 MHz                          | <b>5,2</b>                     | 34 @ 10 MHz        | 50                            | 9.6                            | 170                       |
| 1812CS-183XJL_           | 18 @ 2.5 MHz                          | <b>5</b>                       | 30 @ 10 MHz        | 45                            | 10.5                           | 160                       |
| 1812CS-223X_L_           | 22 @ 2.5 MHz                          | <b>5,2</b>                     | 32 @ 10 MHz        | 40                            | 11.5                           | 155                       |
| 1812CS-273XJL_           | 27 @ 2.5 MHz                          | <b>5</b>                       | 29 @ 10 MHz        | 30                            | 12.5                           | 150                       |
| 1812CS-333X_L_           | 33 @ 2.5 MHz                          | <b>5,2</b>                     | 20 @ 10 MHz        | 20                            | 13.5                           | 145                       |

1. When ordering, specify **tolerance, termination and packaging** codes:

1812CS-333XGLC

**Tolerance:** G = 2% J = 5% (Table shows stock tolerances in bold.)

**Termination:** L = RoHS compliant silver-palladium-platinum-glass frit.  
E = Halogen free component. RoHS compliant silver-palladium-platinum-glass frit terminations.  
Special order: T = RoHS tin-silver-copper (95.5/4/0.5) or S = non-RoHS tin-lead (63/37).

**Packaging:** C = 7" machine-ready reel. EIA-481 embossed plastic tape (600 parts per full reel).  
B = Less than full reel. In tape, but not machine ready. To have a leader and trailer added (\$25 charge), use code letter C instead.  
D = 13" machine-ready reel. EIA-481 embossed plastic tape. Factory order only, not stocked (2200 parts per full reel).

- Inductance measured using a Coilcraft SMD-A fixture in an Agilent/HP 4286A impedance analyzer with Coilcraft-provided correlation pieces.
  - Tolerances in bold are stocked for immediate shipment.
  - Q measured using an Agilent/HP 4291A with an Agilent/HP 16193 test fixture.
  - SRF measured using an Agilent/HP 8753D network analyzer and a Coilcraft SMD-D test fixture.
  - DCR measured on a Cambridge Technology micro-ohmmeter and a Coilcraft CCF859 test fixture.
  - Current that causes a 15°C temperature rise from 25°C ambient.
  - Electrical specifications at 25°C.
- Refer to Doc 362 "Soldering Surface Mount Components" before soldering.

**Designer's Kit C337** contains 10 of each 5% part

**Core material** Ceramic

**Environmental** RoHS compliant, halogen free optional

**Terminations** RoHS compliant silver-palladium-platinum-glass frit. Other terminations available at additional cost.

**Weight** 109 – 128 mg

**Ambient temperature** -40°C to +125°C with Irms current, +125°C to +140°C with derated current

**Storage temperature** Component: -40°C to +140°C.  
Tape and reel packaging: -40°C to +80°C

**Resistance to soldering heat** Max three 40 second reflows at +260°C, parts cooled to room temperature between cycles

**Temperature Coefficient of Inductance (TCL)** +25 to +125 ppm/°C

**Moisture Sensitivity Level (MSL)** 1 (unlimited floor life at <30°C / 85% relative humidity)

**Failures in Time (FIT) / Mean Time Between Failures (MTBF)**  
One per billion hours / one billion hours, calculated per Telcordia SR-332

**Packaging** 600 per 7" reel; 2200 per 13" reel. Plastic tape: 12 mm wide, 0.3 mm thick, 8 mm pocket spacing, 3.7 mm pocket depth

**PCB washing** Tested with pure water or alcohol only. For other solvents, see Doc787\_PCB\_Washing.pdf

**COILCRAFT** ACCURATE  
**PRECISION** REPEATABLE  
MEASUREMENTS  
SEE WEB SITE **TEST FIXTURES**



**US** +1-847-639-6400 sales@coilcraft.com  
**UK** +44-1236-730595 sales@coilcraft-europe.com  
**Taiwan** +886-2-2264 3646 sales@coilcraft.com.tw  
**China** +86-21-6218 8074 sales@coilcraft.com.cn  
**Singapore** + 65-6484 8412 sales@coilcraft.com.sg

Document 105-1 Revised 01/11/12

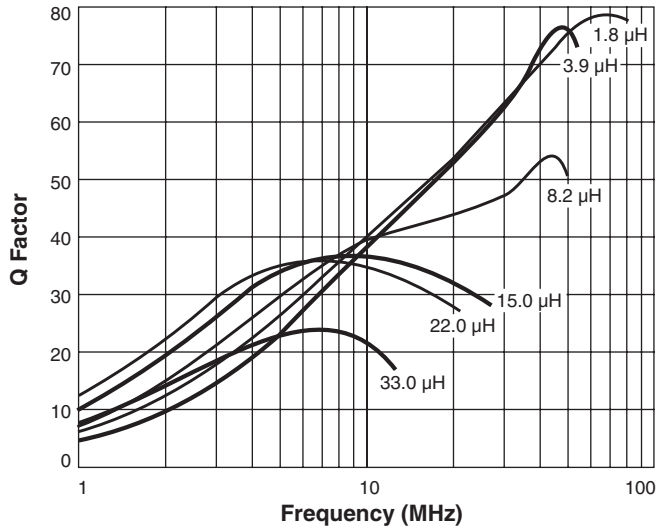
© Coilcraft Inc. 2013  
This product may not be used in medical or high risk applications without prior Coilcraft approval. Specification subject to change without notice. Please check web site for latest information.



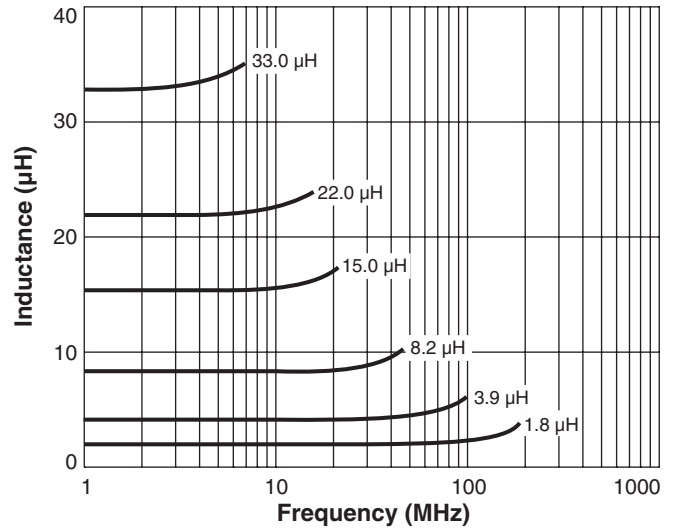
# Chip Inductors - 1812CS Series (4532)

**S-Parameter files**  
ON OUR WEB SITE  
**SPICE models**  
ON OUR WEB SITE

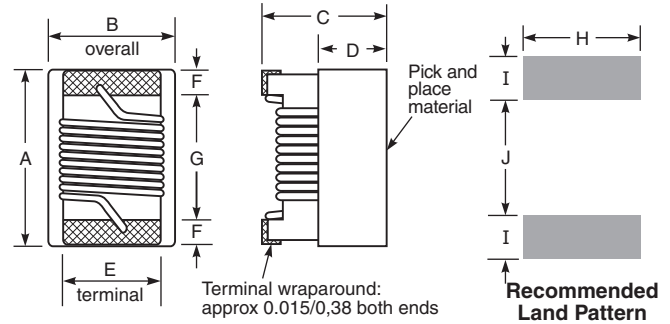
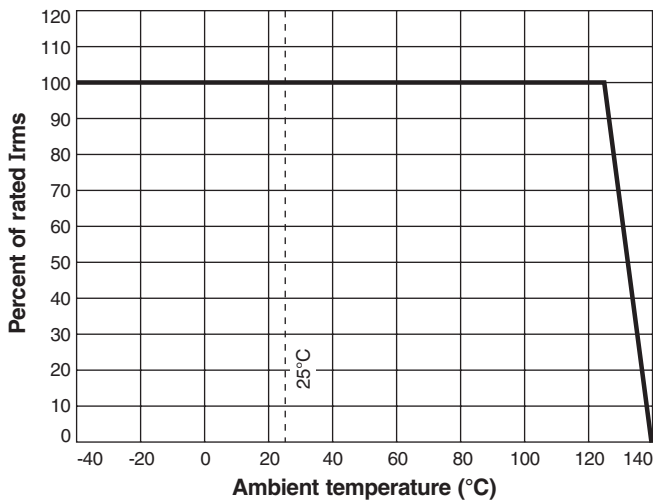
## Typical Q vs Frequency



## Typical L vs Frequency



## Irms Derating



| A     | B     | C     | D     | E     | F     | G     | H     | I     | J     |
|-------|-------|-------|-------|-------|-------|-------|-------|-------|-------|
| max   | max   | max   | ref   |       |       |       |       |       |       |
| 0.195 | 0.150 | 0.135 | 0.070 | 0.100 | 0.025 | 0.128 | 0.120 | 0.045 | 0.118 |
| 4,95  | 3,81  | 3,43  | 1,78  | 2,54  | 0,64  | 3,25  | 3,05  | 1,14  | 3,00  |

**Note:** Height dimension (C) is before optional solder application. For maximum height dimension including solder, add 0.006 in / 0,152 mm.



**US** +1-847-639-6400 sales@coilcraft.com  
**UK** +44-1236-730595 sales@coilcraft-europe.com  
**Taiwan** +886-2-2264 3646 sales@coilcraft.com.tw  
**China** +86-21-6218 8074 sales@coilcraft.com.cn  
**Singapore** + 65-6484 8412 sales@coilcraft.com.sg

Document 105-2 Revised 01/11/12  
 © Coilcraft Inc. 2013  
 This product may not be used in medical or high risk applications without prior Coilcraft approval. Specification subject to change without notice. Please check web site for latest information.

## Данный компонент на территории Российской Федерации

### Вы можете приобрести в компании MosChip.

Для оперативного оформления запроса Вам необходимо перейти по данной ссылке:

<http://moschip.ru/get-element>

Вы можете разместить у нас заказ для любого Вашего проекта, будь то серийное производство или разработка единичного прибора.

В нашем ассортименте представлены ведущие мировые производители активных и пассивных электронных компонентов.

Нашей специализацией является поставка электронной компонентной базы двойного назначения, продукции таких производителей как XILINX, Intel (ex.ALTERA), Vicor, Microchip, Texas Instruments, Analog Devices, Mini-Circuits, Amphenol, Glenair.

Сотрудничество с глобальными дистрибьюторами электронных компонентов, предоставляет возможность заказывать и получать с международных складов практически любой перечень компонентов в оптимальные для Вас сроки.

На всех этапах разработки и производства наши партнеры могут получить квалифицированную поддержку опытных инженеров.

Система менеджмента качества компании отвечает требованиям в соответствии с ГОСТ Р ИСО 9001, ГОСТ РВ 0015-002 и ЭС РД 009

### Офис по работе с юридическими лицами:

105318, г.Москва, ул.Щербаковская д.3, офис 1107, 1118, ДЦ «Щербаковский»

Телефон: +7 495 668-12-70 (многоканальный)

Факс: +7 495 668-12-70 (доб.304)

E-mail: [info@moschip.ru](mailto:info@moschip.ru)

Skype отдела продаж:

moschip.ru

moschip.ru\_4

moschip.ru\_6

moschip.ru\_9