

Series 282

16mm Precision Rotary Potentiometer

- Conductive Plastic Element
- Extended Rotational Life (2 Million Cycles)
- Precision Linearity ($\pm 2\%$)
- Ingress Protection (IP65 & IP67 Options)
- Wide Operating Temperature Range
- Shaft and Bushing Length Options
- Terminal Options
- Continuous Rotation Available



Description

The 282 Series robust construction provides the user with a long life, highly reliable precision product in a sealed housing which meets up IP standards. Options include various terminal configurations, shaft and bushing lengths, shaft styles, resistance values and tolerances, and various rotation angles to meet design requirements.

Ordering Information

Series	Terminal Styles	Bushing Length "A"	Shaft Length "L"	Shaft Trim	Resistance Code	Resistance Tolerance	Linearity	IP Rating	Rotational Angle	A/R Lug Options																																																																									
282	T	A	A	R	103	A	2	5	B	1																																																																									
<table border="1"> <thead> <tr> <th>Code</th> <th>Spec</th> </tr> </thead> <tbody> <tr> <td>T</td> <td>Solder lug</td> </tr> <tr> <td>S</td> <td>Solder lug formed to rear</td> </tr> <tr> <td>U</td> <td>PC formed to front</td> </tr> </tbody> </table>		Code	Spec	T	Solder lug	S	Solder lug formed to rear	U	PC formed to front	<table border="1"> <thead> <tr> <th>Code</th> <th>Spec.</th> </tr> </thead> <tbody> <tr> <td>1</td> <td>.625" (15.8mm)</td> </tr> <tr> <td>2</td> <td>.750" (18.4mm)</td> </tr> <tr> <td>3</td> <td>.875" (22.2mm)</td> </tr> <tr> <td>4</td> <td>1.000" (25.4mm)</td> </tr> <tr> <td>5</td> <td>1.125" (28.5mm)</td> </tr> <tr> <td colspan="2">Diameter: 1/4"</td> </tr> <tr> <td colspan="2">Length increment: 1/8"</td> </tr> <tr> <td>A</td> <td>10mm (.393")</td> </tr> <tr> <td>B</td> <td>15mm (.590")</td> </tr> <tr> <td>C</td> <td>20mm (.787")</td> </tr> <tr> <td>D</td> <td>25mm (.984")</td> </tr> <tr> <td>E</td> <td>30mm (1.181")</td> </tr> <tr> <td colspan="2">Diameter: 6mm</td> </tr> <tr> <td colspan="2">Length increment: 5mm</td> </tr> </tbody> </table>		Code	Spec.	1	.625" (15.8mm)	2	.750" (18.4mm)	3	.875" (22.2mm)	4	1.000" (25.4mm)	5	1.125" (28.5mm)	Diameter: 1/4"		Length increment: 1/8"		A	10mm (.393")	B	15mm (.590")	C	20mm (.787")	D	25mm (.984")	E	30mm (1.181")	Diameter: 6mm		Length increment: 5mm		<table border="1"> <thead> <tr> <th>Code</th> <th>Resistance</th> </tr> </thead> <tbody> <tr> <td>102</td> <td>1 kΩ</td> </tr> <tr> <td>252</td> <td>2.5 kΩ</td> </tr> <tr> <td>502</td> <td>5 kΩ</td> </tr> <tr> <td>103</td> <td>10 kΩ</td> </tr> <tr> <td>503</td> <td>50 kΩ</td> </tr> <tr> <td>104</td> <td>100 kΩ</td> </tr> <tr> <td>504</td> <td>500 kΩ</td> </tr> </tbody> </table>		Code	Resistance	102	1 k Ω	252	2.5 k Ω	502	5 k Ω	103	10 k Ω	503	50 k Ω	104	100 k Ω	504	500 k Ω	<table border="1"> <thead> <tr> <th>Code</th> <th>Spec.</th> </tr> </thead> <tbody> <tr> <td>5</td> <td>IP54</td> </tr> <tr> <td>6</td> <td>IP67</td> </tr> </tbody> </table>		Code	Spec.	5	IP54	6	IP67	<table border="1"> <thead> <tr> <th>Code</th> <th>Spec.</th> </tr> </thead> <tbody> <tr> <td>2</td> <td>$\pm 2\%$</td> </tr> </tbody> </table>		Code	Spec.	2	$\pm 2\%$	<table border="1"> <thead> <tr> <th>Code</th> <th>Spec.</th> </tr> </thead> <tbody> <tr> <td>1</td> <td>Left side (10mm)</td> </tr> <tr> <td>2</td> <td>Left side (8mm)</td> </tr> <tr> <td>3</td> <td>No lug</td> </tr> </tbody> </table>		Code	Spec.	1	Left side (10mm)	2	Left side (8mm)	3	No lug
Code	Spec																																																																																		
T	Solder lug																																																																																		
S	Solder lug formed to rear																																																																																		
U	PC formed to front																																																																																		
Code	Spec.																																																																																		
1	.625" (15.8mm)																																																																																		
2	.750" (18.4mm)																																																																																		
3	.875" (22.2mm)																																																																																		
4	1.000" (25.4mm)																																																																																		
5	1.125" (28.5mm)																																																																																		
Diameter: 1/4"																																																																																			
Length increment: 1/8"																																																																																			
A	10mm (.393")																																																																																		
B	15mm (.590")																																																																																		
C	20mm (.787")																																																																																		
D	25mm (.984")																																																																																		
E	30mm (1.181")																																																																																		
Diameter: 6mm																																																																																			
Length increment: 5mm																																																																																			
Code	Resistance																																																																																		
102	1 k Ω																																																																																		
252	2.5 k Ω																																																																																		
502	5 k Ω																																																																																		
103	10 k Ω																																																																																		
503	50 k Ω																																																																																		
104	100 k Ω																																																																																		
504	500 k Ω																																																																																		
Code	Spec.																																																																																		
5	IP54																																																																																		
6	IP67																																																																																		
Code	Spec.																																																																																		
2	$\pm 2\%$																																																																																		
Code	Spec.																																																																																		
1	Left side (10mm)																																																																																		
2	Left side (8mm)																																																																																		
3	No lug																																																																																		
<table border="1"> <thead> <tr> <th>Code</th> <th>Spec.</th> </tr> </thead> <tbody> <tr> <td>2</td> <td>.250" (6.35mm)</td> </tr> <tr> <td>3</td> <td>.375" (9.53mm)</td> </tr> <tr> <td>4</td> <td>.500" (12.7mm)</td> </tr> <tr> <td colspan="2">Diameter: 3/8" - 32UNEF-2A</td> </tr> <tr> <td colspan="2">Length increment: 1/8"</td> </tr> <tr> <td>A</td> <td>5.0mm (.196")</td> </tr> <tr> <td>B</td> <td>7.5mm (.295")</td> </tr> <tr> <td>C</td> <td>10.0mm (.393")</td> </tr> <tr> <td colspan="2">Diameter: M9 x .75P</td> </tr> <tr> <td colspan="2">Length increment: 2.5mm</td> </tr> </tbody> </table>		Code	Spec.	2	.250" (6.35mm)	3	.375" (9.53mm)	4	.500" (12.7mm)	Diameter: 3/8" - 32UNEF-2A		Length increment: 1/8"		A	5.0mm (.196")	B	7.5mm (.295")	C	10.0mm (.393")	Diameter: M9 x .75P		Length increment: 2.5mm		<table border="1"> <thead> <tr> <th>Code</th> <th>Spec.</th> <th>Dia.</th> </tr> </thead> <tbody> <tr> <td>R*</td> <td>Round</td> <td>6mm</td> </tr> <tr> <td>F</td> <td>Flatted</td> <td>6mm</td> </tr> <tr> <td>K</td> <td>Split Knurl (24 Teeth)</td> <td>6mm</td> </tr> <tr> <td>S</td> <td>Slotted</td> <td>6mm</td> </tr> <tr> <td>O*</td> <td>Round</td> <td>.250"</td> </tr> <tr> <td>L</td> <td>Flatted</td> <td>.250"</td> </tr> <tr> <td>D</td> <td>Slotted</td> <td>.250"</td> </tr> </tbody> </table>		Code	Spec.	Dia.	R*	Round	6mm	F	Flatted	6mm	K	Split Knurl (24 Teeth)	6mm	S	Slotted	6mm	O*	Round	.250"	L	Flatted	.250"	D	Slotted	.250"	<table border="1"> <thead> <tr> <th>Code</th> <th>Spec.</th> </tr> </thead> <tbody> <tr> <td>A</td> <td>$\pm 10\%$</td> </tr> <tr> <td>B</td> <td>$\pm 20\%$</td> </tr> </tbody> </table>		Code	Spec.	A	$\pm 10\%$	B	$\pm 20\%$	<table border="1"> <thead> <tr> <th>Code</th> <th>Total</th> <th>Electrical</th> </tr> </thead> <tbody> <tr> <td>A</td> <td>250°</td> <td>240°</td> </tr> <tr> <td>B</td> <td>300°</td> <td>280°</td> </tr> <tr> <td>C</td> <td>360°</td> <td>340°</td> </tr> </tbody> </table>		Code	Total	Electrical	A	250°	240°	B	300°	280°	C	360°	340°												
Code	Spec.																																																																																		
2	.250" (6.35mm)																																																																																		
3	.375" (9.53mm)																																																																																		
4	.500" (12.7mm)																																																																																		
Diameter: 3/8" - 32UNEF-2A																																																																																			
Length increment: 1/8"																																																																																			
A	5.0mm (.196")																																																																																		
B	7.5mm (.295")																																																																																		
C	10.0mm (.393")																																																																																		
Diameter: M9 x .75P																																																																																			
Length increment: 2.5mm																																																																																			
Code	Spec.	Dia.																																																																																	
R*	Round	6mm																																																																																	
F	Flatted	6mm																																																																																	
K	Split Knurl (24 Teeth)	6mm																																																																																	
S	Slotted	6mm																																																																																	
O*	Round	.250"																																																																																	
L	Flatted	.250"																																																																																	
D	Slotted	.250"																																																																																	
Code	Spec.																																																																																		
A	$\pm 10\%$																																																																																		
B	$\pm 20\%$																																																																																		
Code	Total	Electrical																																																																																	
A	250°	240°																																																																																	
B	300°	280°																																																																																	
C	360°	340°																																																																																	

*Not available with 360° rotation

Electrical Specifications

Parameter	Conditions & Remarks	Min	Max	Unit
Resistance Range	Linear	1k	500k	Ω
	Audio	100k	500k	Ω
Resistance Tolerance	Standard	-20	+20	%
	Special	-10	+10	%
Dielectric Strength	1 minute		750	VDC
Power Rating (Standard)	@ 55°C		0.25	watt
Power Rating (Special)	@ 75°C		0.50	watt
Operating Voltage			500	VDC
Insulation Resistance	500 VDC	1000		MΩ
Linearity		+2	-2	%

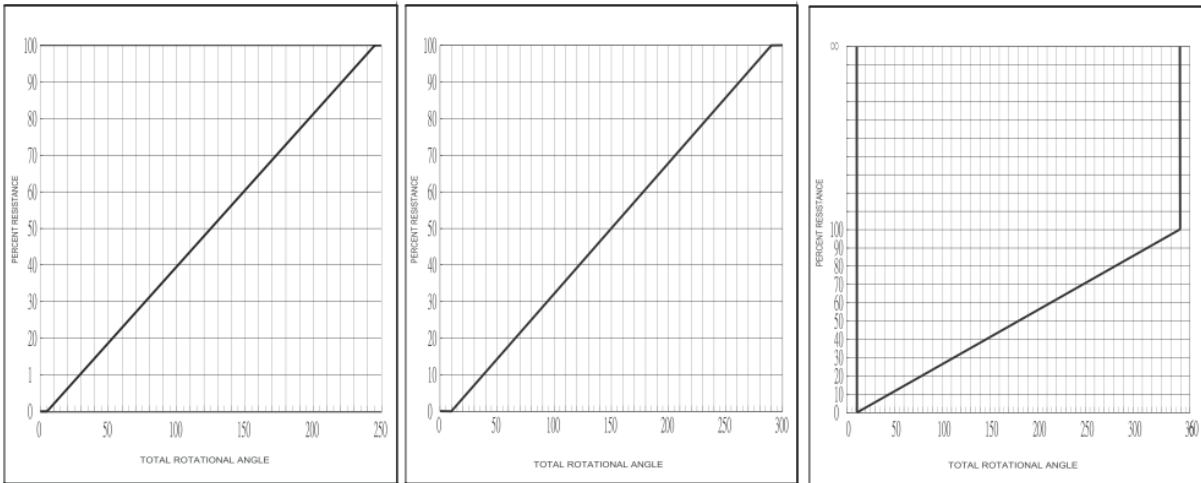
Mechanical and Environmental

Parameter	Conditions & Remarks	Min	Max	Unit
Operating Temperature		-40	+125	°C
Storage Temperature		-55	+150	°C
Rotational Torque		20	180	gf-cm
Rotational Life		2,000,000		cycles
Stop Strength		9		kgf-cm
Mechanical Angle	250°, 300° & 360°			
Vibration	15 G, 10 to 2000 Hz			
Push-Pull Strength of Shaft	13.6 kg for 10 seconds			
Ingress Protection Rating	IP54 & IP67			
Soldering Condition:	Maximum temperature of 350°C for 5 seconds			
Mounting Information	Bushing mount			
Packaging:	Standard tray packaging			

All testing is performed at room ambient conditions except as noted. Users should verify device actual performance in their specific applications. This product is compliant to RoHS3 Directive 2015/863 Amendments of Annex II on 31 March 2015, and REACH SVHC Directive EC 1907/2006 Amendments of Annex XIV & Annex XVII on 15 January 2018. Custom and value-added options available on request. Please contact your sales representative for additional information.

Electrical and Mechanical Specifications

Resistance Tapers



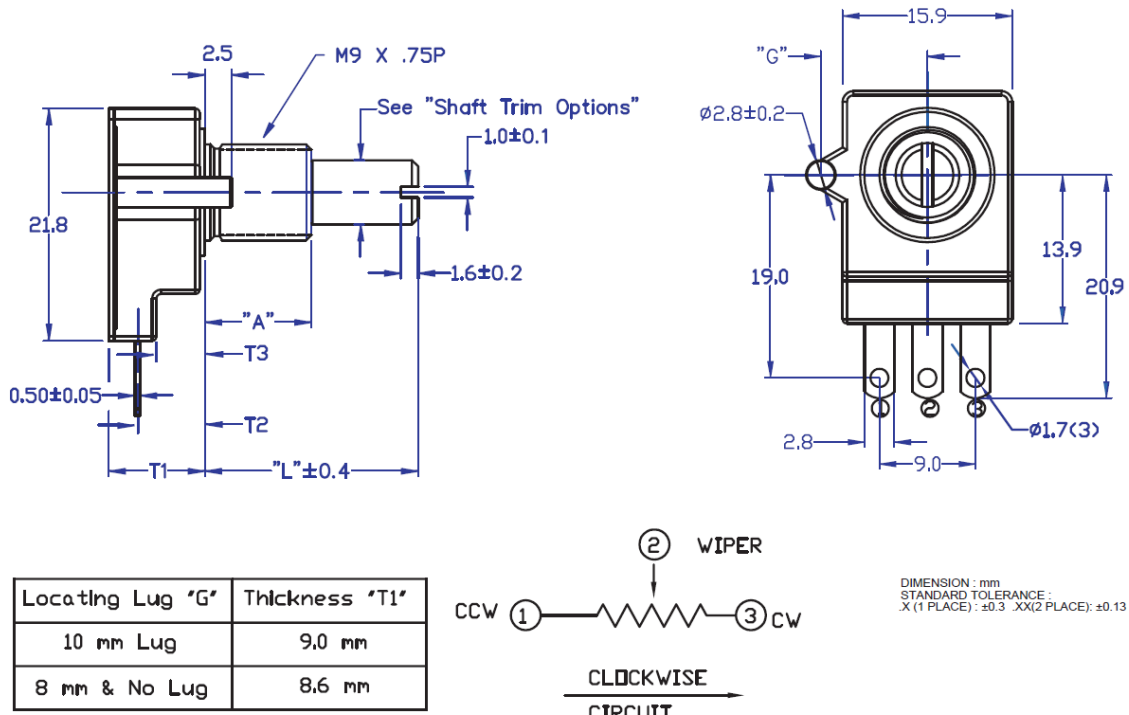
TOTAL ROTATIONAL ANGLE: 250

TOTAL ROTATIONAL ANGLE: 300°

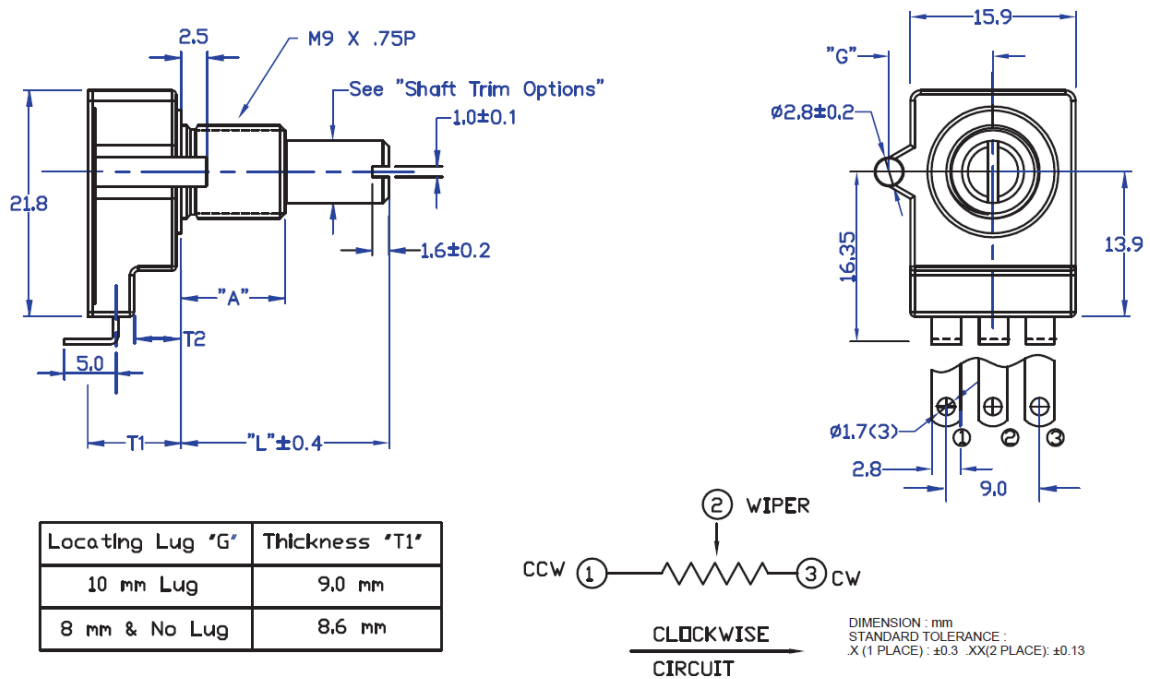
TOTAL ROTATIONAL ANGLE: 360°

Electrical and Mechanical Specifications

Series 282T Metal Shaft, Bushing Mount, Solder Lug "T" Type Terminals, 8 mm Locating Lug

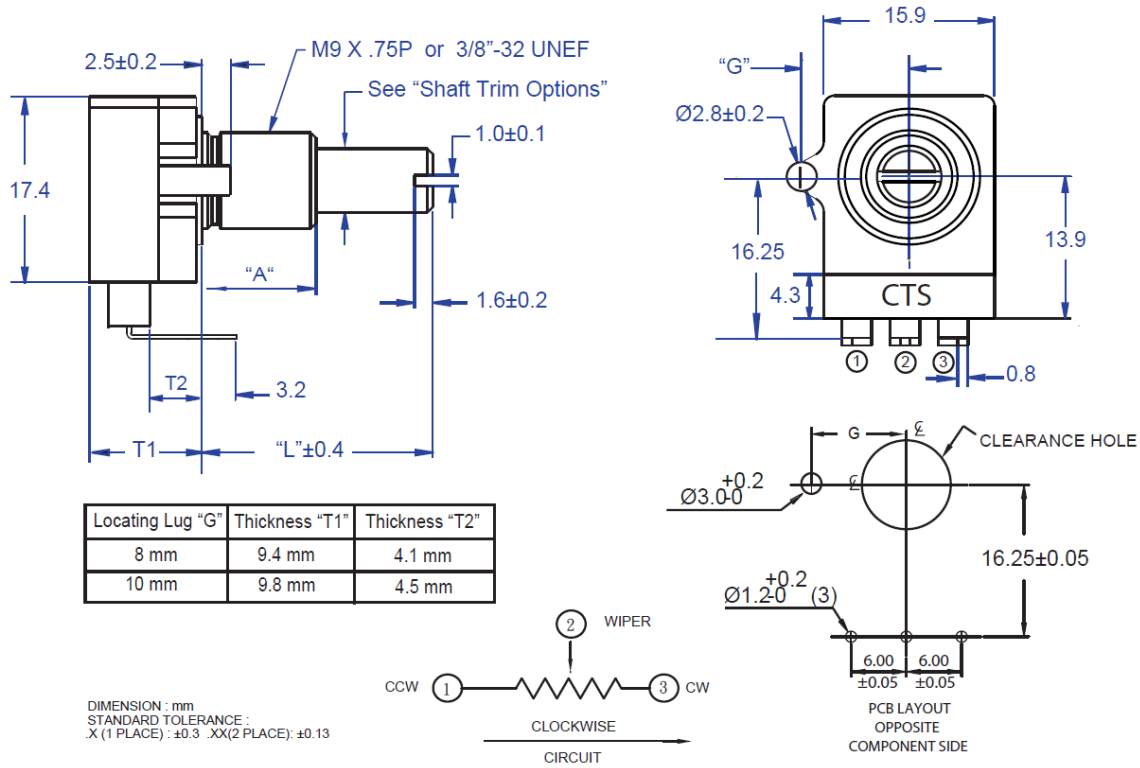


Series 282S Metal Shaft, Bushing Mount, Solder Lug "S" Type Terminal Formed to Rear



Electrical and Mechanical Specifications

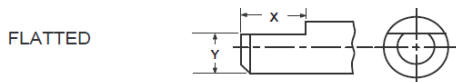
Series 282U Metal Shaft, Bushing Mount, PC "U" Type Terminal Formed to Front



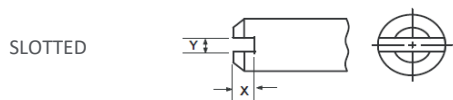
Shaft Trim and Diameter Options



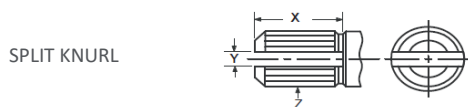
Shaft Trim	Diameter
R	.236" (6.00 mm)
O	.250" (6.35 mm)



Shaft Trim	Diameter	X	Y
F	.236" (6.00 mm)	.375" (9.52 mm)	.156" (3.96 mm)
L	.250" (6.35 mm)	.440" (11.18 mm)	.217" (5.50 mm)



Shaft Trim	Diameter	X	Y
S	.236" (6.00 mm)	.063" (1.6mm)	.039" (1.0mm)
D	.250" (6.35 mm)	.063" (1.6mm)	.039" (1.0mm)



Shaft Trim	Diameter	X	Y	Z
K	.236" (6.00 mm)	.344" (8.74 mm)	.063" (1.60 mm)	24 Teeth

Данный компонент на территории Российской Федерации

Вы можете приобрести в компании MosChip.

Для оперативного оформления запроса Вам необходимо перейти по данной ссылке:

<http://moschip.ru/get-element>

Вы можете разместить у нас заказ для любого Вашего проекта, будь то серийное производство или разработка единичного прибора.

В нашем ассортименте представлены ведущие мировые производители активных и пассивных электронных компонентов.

Нашей специализацией является поставка электронной компонентной базы двойного назначения, продукции таких производителей как XILINX, Intel (ex.ALTERA), Vicor, Microchip, Texas Instruments, Analog Devices, Mini-Circuits, Amphenol, Glenair.

Сотрудничество с глобальными дистрибьюторами электронных компонентов, предоставляет возможность заказывать и получать с международных складов практически любой перечень компонентов в оптимальные для Вас сроки.

На всех этапах разработки и производства наши партнеры могут получить квалифицированную поддержку опытных инженеров.

Система менеджмента качества компании отвечает требованиям в соответствии с ГОСТ Р ИСО 9001, ГОСТ РВ 0015-002 и ЭС РД 009

Офис по работе с юридическими лицами:

105318, г.Москва, ул.Щербаковская д.3, офис 1107, 1118, ДЦ «Щербаковский»

Телефон: +7 495 668-12-70 (многоканальный)

Факс: +7 495 668-12-70 (доб.304)

E-mail: info@moschip.ru

Skype отдела продаж:

moschip.ru

moschip.ru_4

moschip.ru_6

moschip.ru_9