

# Type AFK $-55\text{ }^{\circ}\text{C}$ to $105\text{ }^{\circ}\text{C}$

## SMT Aluminum Electrolytic Capacitors - Lowest E.S.R., $105\text{ }^{\circ}\text{C}$

### Low Impedance and Long-Life for Filtering, Bypassing and Power Supply Decoupling



Type AFK Capacitors are the best and by a wide margin. With 40% to 60% lower impedance, 30% to 50% smaller case size and more than twice the life compared to low-ESR type AFC, the Type AFK also excels at cold performance down to  $-55\text{ }^{\circ}\text{C}$ . In addition, this terrific low-impedance performance, approaching low-ESR tantalum capacitors, is at a significant cost savings compared to tantalum. The vertical cylindrical cases facilitate automatic mounting and reflow soldering into the same footprint of like-rated tantalum capacitors except without the need for voltage derating.

#### Highlights

- $+105\text{ }^{\circ}\text{C}$ , Up to 5000 Hour Load Life
- Capacitance Range:  $3.3\text{ }\mu\text{F}$  to  $6800\text{ }\mu\text{F}$
- Voltage Range: 6.3 Vdc to 100 Vdc

#### Specifications

<b>Operating Temperature:</b>	$-55\text{ }^{\circ}\text{C}$ to $+105\text{ }^{\circ}\text{C}$
<b>Rated Voltage:</b>	6.3, 10, 16, 25, 35, 50, 63, 80 & 100 Vdc
<b>Capacitance:</b>	$3.3\text{ }\mu\text{F}$ to $6800\text{ }\mu\text{F}$
<b>Capacitance Tolerance:</b>	$\pm 20\%$ @ 120 Hz and $+20\text{ }^{\circ}\text{C}$
<b>Leakage Current:</b>	0.01 CV or $3\text{ }\mu\text{A}$ @ $+20\text{ }^{\circ}\text{C}$ , after two minutes (whichever is greater)

#### Ripple Current Multiplier:

Frequency	50/60 Hz	120 Hz	1 kHz	10 kHz	100 kHz
	0.70	.075	0.90	0.95	1.00

#### Dissipation Factor:

6.3V	10 V	16 V	25 V	35 V	50 V	63 V	80 V	100 V
0.26	0.19	0.16	0.14	0.12	0.1	0.08	0.08	0.07

Add 0.02 per 1000  $\mu\text{F}$  for values greater than 1000

**Life Test:** 2000 h @  $105\text{ }^{\circ}\text{C}$ , 4.0 — 10.0 mm dia.  
 5000 h @  $105\text{ }^{\circ}\text{C}$ , 12.5 — 18.0 mm dia.  
 $\Delta$  Capacitance  $\pm 30\%$   
 DF:  $\leq 200\%$  of limit  
 DCL:  $\leq 100\%$  of limit

**Shelf Test:** 1000 h @  $105\text{ }^{\circ}\text{C}$   
 $\Delta$  Capacitance  $\pm 30\%$   
 DF:  $\leq 200\%$  of limit  
 DCL:  $\leq 100\%$  of limit

#### AFK Series Marking



#### Outline Drawing



#### Case Dimensions

Case Code	D $\pm .05$	L	A $\pm 0.2$	H (max)	I (ref)	W	P (ref)	K (mm)
B	4.0	$5.8 \pm 0.3$	4.3	5.5	1.8	$0.65 \pm 0.1$	1.0	$0.35 + 0.15 / -0.20$
C	5.0	$5.8 \pm 0.3$	5.3	6.5	2.2	$0.65 \pm 0.1$	1.5	$0.35 + 0.15 / -0.20$
D	6.3	$5.8 \pm 0.3$	6.6	7.8	2.6	$0.65 \pm 0.1$	1.8	$0.35 + 0.15 / -0.20$
X	6.3	$7.9 \pm 0.3$	6.6	7.8	2.6	$0.65 \pm 0.1$	1.8	$0.35 + 0.15 / -0.20$
E	8.0	$6.2 \pm 0.3$	8.3	9.5	3.4	$0.65 \pm 0.1$	2.2	$0.35 + 0.15 / -0.20$
F	8.0	$10.2 \pm 0.3$	8.3	10.0	3.4	$0.90 \pm 0.2$	3.1	$0.70 \pm 0.20$
G	10.0	$10.2 \pm 0.3$	10.3	12.0	3.5	$0.90 \pm 0.2$	4.6	$0.70 \pm 0.20$
H	12.5	$13.5 \pm 0.5$	13.5	15.0	4.7	$0.90 \pm 0.3$	4.4	$0.70 \pm 0.30$
P	16.0	$16.5 \pm 0.5$	17.0	19.0	5.5	$1.2 \pm 0.3$	6.7	$0.70 \pm 0.30$
R	18.0	$16.5 \pm 0.5$	19.0	21.0	6.7	$1.2 \pm 0.3$	6.7	$0.70 \pm 0.30$

# Type AFK **-55 °C to 105 °C**

## SMT Aluminum Electrolytic Capacitors - Lowest E.S.R., 105 °C

### Ratings Table

Cap (µF)	Catalog Part Number	Max. DCL 2 min (µA)	Max. Dissipation Factor @120 Hz/20 °C	Max. ESR @100 kHz/20 °C (Ω)	Impedance @ 100 kHz/20 °C (Ω)	Max. Ripple Current @ 100 kHz/105 °C (mA)	Case Code	Size D x L (mm)	Quantity per Reel
<b>6.3 Vdc ( 8 Vdc Surge )</b>									
22	AFK226M06B12T	3.0	0.26	1.350	1.350	90	B	4 x 5.8	2000
47	AFK476M06B12T	3.0	0.26	1.350	1.350	90	B	4 x 5.8	2000
47	AFK476M06C12T	3.0	0.26	0.700	0.700	160	C	5 x 5.8	1000
100	AFK107M06C12T	6.3	0.26	0.700	0.700	160	C	5 x 5.8	1000
100	AFK107M06D16T	6.3	0.26	0.360	0.360	240	D	6.3 x 5.8	1000
220	AFK227M06D16T	13.9	0.26	0.360	0.360	240	D	6.3 x 5.8	1000
330	AFK337M06X16T	20.8	0.26	0.340	0.340	280	X	6.3 x 7.7	900
330	AFK337M06E16T	20.8	0.26	0.260	0.260	300	E	8 x 6.2	1000
470	AFK477M06F24T	29.6	0.26	0.160	0.160	600	F	8 x 10.2	500
1000	AFK108M06F24T	63.0	0.26	0.160	0.160	600	F	8 x 10.2	500
1500	AFK158M06G24T	94.5	0.26	0.080	0.080	850	G	10 x 10.2	500
3300	AFK338M06H32T	207.9	0.30	0.060	0.060	1100	H	12.5 x 13.5	200
6800	AFK688M06P44T	428.4	0.36	0.035	0.035	1800	P	16 x 16.5	125
<b>10 Vdc ( 13 Vdc Surge )</b>									
22	AFK226M10B12T	3.0	0.19	1.350	1.350	90	B	4 x 5.8	2000
33	AFK336M10B12T	3.3	0.19	1.350	1.350	90	B	4 x 5.8	2000
33	AFK336M10C12T	3.3	0.19	0.700	0.700	160	C	5 x 5.8	1000
150	AFK157M10D16T	15.0	0.19	0.360	0.360	240	D	6.3 x 5.8	1000
220	AFK227M10X16T	22.0	0.19	0.340	0.340	280	X	6.3 x 7.7	900
220	AFK227M10E16T	22.0	0.19	0.260	0.260	300	E	8 x 6.2	1000
330	AFK337M10F24T	33.0	0.19	0.160	0.160	600	F	8 x 10.2	500
470	AFK477M10F24T	47.0	0.19	0.160	0.160	600	F	8 x 10.2	500
680	AFK687M10F24T	68.0	0.19	0.160	0.160	600	F	8 x 10.2	500
1000	AFK108M10G24T	100.0	0.19	0.080	0.080	850	G	10 x 10.2	500
2200	AFK228M10H32T	220.0	0.21	0.060	0.060	1100	H	12.5 x 13.5	200
4700	AFK478M10P44T	470.0	0.25	0.035	0.035	1800	P	16 x 16.5	125
6800	AFK688M10R44T	680.0	0.29	0.033	0.033	2060	R	18 x 16.5	125
<b>16 Vdc ( 20 Vdc Surge )</b>									
10	AFK106M16B12T	3.0	0.16	1.350	1.350	90	B	4 x 5.8	2000
22	AFK226M16B12T	3.5	0.16	1.350	1.350	90	B	4 x 5.8	2000
22	AFK226M16C12T	3.5	0.16	0.700	0.700	160	C	5 x 5.8	1000
47	AFK476M16C12T	7.5	0.16	0.700	0.700	160	C	5 x 5.8	1000
47	AFK476M16D16T	7.5	0.16	0.360	0.360	240	D	6.3 x 5.8	1000
68	AFK686M16D16T	10.9	0.19	0.360	0.360	240	D	6.3 x 5.8	1000
100	AFK107M16D16T	16.0	0.16	0.360	0.360	240	D	6.3 x 5.8	1000
150	AFK157M16X16T	24.0	0.16	0.340	0.340	280	X	6.3 x 7.7	900
220	AFK227M16X16T	35.2	0.16	0.340	0.340	280	X	6.3 x 7.7	900
220	AFK227M16E16T	35.2	0.16	0.260	0.260	300	E	8 x 6.2	1000
330	AFK337M16F24T	52.8	0.16	0.160	0.160	600	F	8 x 10.2	500
470	AFK477M16F24T	75.2	0.16	0.160	0.160	600	F	8 x 10.2	500
680	AFK687M16G24T	108.8	0.16	0.080	0.080	850	G	10 x 10.2	500
1500	AFK158M16H32T	240.0	0.16	0.060	0.060	1100	H	12.5 x 13.5	200
3300	AFK338M16P44T	528.0	0.20	0.035	0.035	1800	P	16 x 16.5	125
4700	AFK478M16R44T	752.0	0.22	0.033	0.033	2060	R	18 x 16.5	125

# Type AFK **-55 °C to 105 °C**

## SMT Aluminum Electrolytic Capacitors - Lowest E.S.R., 105 °C

Cap (µF)	Catalog Part Number	Max. DCL 2 min (µA)	Max. Dissipation Factor @120 Hz/20 °C	Max. ESR @100 kHz/20 °C (Ω)	Impedance @ 100 kHz/20 °C (Ω)	Max. Ripple Current @ 100 kHz/105 °C (mA)	Case Code	Size D x L (mm)	Quantity per Reel
<b>25 Vdc ( 31 Vdc Surge )</b>									
10	AFK106M25B12T	3.0	0.14	1.350	1.350	90	B	4 x 5.8	2000
22	AFK226M25C12T	5.5	0.14	0.700	0.700	160	C	5 x 5.8	1000
33	AFK336M25C12T	8.3	0.14	0.700	0.700	160	C	5 x 5.8	1000
33	AFK336M25D16T	8.3	0.14	0.360	0.360	240	D	6.3 x 5.8	1000
47	AFK476M25D16T	11.8	0.14	0.360	0.360	240	D	6.3 x 5.8	1000
68	AFK686M25D16T	17.0	0.14	0.360	0.360	240	D	6.3 x 5.8	1000
100	AFK107M25X16T	25.0	0.14	0.340	0.340	280	X	6.3 x 7.7	900
100	AFK107M25E16T	25.0	0.14	0.260	0.260	300	E	8 x 6.2	1000
150	AFK157M25F24T	37.5	0.14	0.160	0.160	600	F	8 x 10.2	500
220	AFK227M25F24T	55.0	0.14	0.160	0.160	600	F	8 x 10.2	500
330	AFK337M25F24T	82.5	0.14	0.160	0.160	600	F	8 x 10.2	500
470	AFK477M25G24T	117.5	0.14	0.080	0.080	850	G	10 x 10.2	500
1000	AFK108M25H32T	250.0	0.14	0.060	0.060	1100	H	12.5 x 13.5	200
1500	AFK158M25P44T	375.0	0.14	0.035	0.035	1800	P	16 x 16.5	125
2200	AFK228M25P44T	550.0	0.16	0.035	0.035	1800	P	16 x 16.5	125
3300	AFK338M25R44T	825.0	0.18	0.033	0.033	2060	R	18 x 16.5	125
<b>35 Vdc ( 44 Vdc Surge )</b>									
4.7	AFK475M35B12T	3.0	0.12	1.350	1.350	90	B	4 x 5.8	2000
10	AFK106M35B12T	3.5	0.12	1.350	1.350	90	B	4 x 5.8	2000
10	AFK106M35C12T	3.5	0.12	0.700	0.700	160	C	5 x 5.8	1000
22	AFK226M35C12T	7.7	0.12	0.700	0.700	160	C	5 x 5.8	1000
33	AFK336M35D16T	11.6	0.12	0.360	0.360	240	D	6.3 x 5.8	1000
47	AFK476M35D16T	16.5	0.12	0.360	0.360	240	D	6.3 x 5.8	1000
68	AFK686M35X16T	23.8	0.12	0.340	0.340	280	X	6.3 x 7.7	900
100	AFK107M35X16T	35.0	0.12	0.340	0.340	280	X	6.3 x 7.7	900
100	AFK107M35F24T	35.0	0.12	0.160	0.160	600	F	8 x 10.2	500
150	AFK157M35F24T	52.5	0.12	0.160	0.160	600	F	8 x 10.2	500
220	AFK227M35F24T	77.0	0.12	0.160	0.160	600	F	8 x 10.2	500
330	AFK337M35G24T	115.5	0.12	0.080	0.080	850	G	10 x 10.2	500
470	AFK477M35H32T	164.5	0.12	0.060	0.060	1100	H	12.5 x 13.5	200
680	AFK687M35H32T	238.0	0.12	0.060	0.060	1100	H	12.5 x 13.5	200
1000	AFK108M35P44T	350.0	0.12	0.035	0.035	1800	P	16 x 16.5	125
1500	AFK158M35P44T	525.0	0.12	0.035	0.035	1800	P	16 x 16.5	125
<b>50 Vdc ( 63 Vdc Surge )</b>									
4.7	AFK475M50B12T	3.0	0.10	2.900	2.900	60	B	4 x 5.8	2000
10	AFK106M50C12T	5.0	0.10	1.520	1.520	85	C	5 x 5.8	1000
10	AFK106M50D16T	5.0	0.10	0.880	0.880	165	D	6.3 x 5.8	1000
22	AFK226M50D16T	11.0	0.10	0.880	0.880	165	D	6.3 x 5.8	1000
33	AFK336M50X16T	16.5	0.10	0.680	0.680	195	X	6.3 x 7.7	900
33	AFK336M50E16T	16.5	0.10	0.680	0.680	195	E	8 x 6.2	1000
47	AFK476M50X16T	23.5	0.10	0.680	0.680	195	X	6.3 x 7.7	900
47	AFK476M50E16T	23.5	0.10	0.680	0.680	195	E	8 x 6.2	1000
100	AFK107M50F24T	50.0	0.10	0.340	0.340	350	F	8 x 10.2	500

# Type AFK **-55 °C to 105 °C**

## SMT Aluminum Electrolytic Capacitors - Lowest E.S.R., 105 °C

Cap (µF)	Catalog Part Number	Max. DCL 2 min (µA)	Max. Dissipation Factor @120 Hz/20 °C	Max. ESR @100 kHz/20 °C (Ω)	Impedance @ 100 kHz/20 °C (Ω)	Max. Ripple Current @ 100 kHz/105 °C (mA)	Case Code	Size D x L (mm)	Quantity per Reel
<b>50 Vdc ( 63 Vdc Surge )</b>									
150	AFK157M50G24T	75.0	0.10	0.180	0.180	670	G	10 x 10.2	500
220	AFK227M50G24T	110.0	0.10	0.180	0.180	670	G	10 x 10.2	500
330	AFK337M50H32T	165.0	0.10	0.120	0.120	900	H	12.5 x 13.5	200
390	AFK397M50H32T	195.0	0.10	0.120	0.120	900	H	12.5 x 13.6	200
470	AFK477M50P44T	235.0	0.10	0.073	0.073	1610	P	16 x 16.5	125
560	AFK567M50P44T	280.0	0.10	0.073	0.073	1610	P	16 x 16.5	125
680	AFK687M50P44T	340.0	0.10	0.073	0.073	1610	P	16 x 16.5	125
1000	AFK108M50P44T	500.0	0.10	0.073	0.073	1610	P	16 x 16.5	125
<b>63 Vdc ( 75 Vdc Surge )</b>									
4.7	AFK475M63C12T	3.0	0.08	3.000	3.000	50	C	5 x 5.8	1000
10	AFK106M63D16T	6.3	0.08	1.500	1.500	80	D	6.3 x 5.8	1000
22	AFK226M63X16T	13.9	0.08	1.200	1.200	120	X	6.3 x 7.7	900
22	AFK226M63E16T	13.9	0.08	1.200	1.200	120	E	8 x 6.2	1000
33	AFK336M63F24T	20.8	0.08	0.650	0.650	250	F	8 x 10.2	500
47	AFK476M63F24T	29.6	0.08	0.650	0.650	250	F	8 x 10.2	500
68	AFK686M63G24T	42.8	0.08	0.350	0.350	400	G	10 x 10.2	500
100	AFK107M63G24T	63.0	0.08	0.350	0.350	400	G	10 x 10.2	500
150	AFK157M63H32T	94.5	0.08	0.160	0.160	800	H	12.5 x 13.5	200
220	AFK227M63H32T	138.6	0.08	0.160	0.160	800	H	12.5 x 13.5	200
470	AFK477M63P44T	296.1	0.08	0.082	0.082	1410	P	16 x 16.5	125
680	AFK687M63R44T	428.4	0.08	0.080	0.080	1690	R	18 x 16.5	125
<b>80 Vdc ( 100 Vdc Surge )</b>									
3.3	AFK335M80C12T	3.0	0.08	5.00	5.00	25	C	5 x 5.8	1000
4.7	AFK475M80D16T	3.8	0.08	3.00	3.00	40	D	6.3 x 5.8	1000
10.0	AFK106M80X16T	8.0	0.08	2.40	2.40	60	X	6.3 x 7.7	900
10.0	AFK106M80E16T	8.0	0.08	2.40	2.40	60	E	8 x 6.2	1000
22.0	AFK226M80F24T	17.6	0.08	1.30	1.30	130	F	8 x 10.2	500
33.0	AFK336M80F24T	26.4	0.08	1.30	1.30	130	F	8 x 10.2	500
47.0	AFK476M80G24T	37.6	0.08	0.70	0.70	200	G	10 x 10.2	500
68.0	AFK686M80H32T	54.4	0.08	0.32	0.32	500	H	12.5 x 13.5	200
100.0	AFK107M80H32T	80.0	0.08	0.32	0.32	500	H	12.5 x 13.5	200
150.0	AFK157M80H32T	120.0	0.08	0.32	0.32	500	H	12.5 x 13.5	200
330.0	AFK337M80P44T	264.0	0.08	0.17	0.17	793	P	16 x 16.5	125
470.0	AFK477M80R44T	376.0	0.08	0.15	0.15	917	R	18 x 16.5	125
<b>100 Vdc ( 125 Vdc Surge )</b>									
22.0	AFK226M2AF24T	22.0	0.07	1.30	1.30	130	F	8 x 10.2	500
33.0	AFK336M2AG24T	33.0	0.07	0.70	0.70	200	G	10 x 10.2	500
47.0	AFK476M2AH32T	47.0	0.07	0.32	0.32	500	H	12.5 x 13.5	200
68.0	AFK686M2AH32T	68.0	0.07	0.32	0.32	500	H	12.5 x 13.5	200
100.0	AFK107M2AP44T	100.0	0.07	0.17	0.17	793	P	16 x 16.5	125
150.0	AFK157M2AP44T	150.0	0.07	0.17	0.17	793	P	16 x 16.5	125
220.0	AFK227M2AR44T	220.0	0.07	0.15	0.15	917	R	18 x 16.5	125
330.0	AFK337M2AR44T	330.0	0.07	0.15	0.15	917	R	18 x 16.5	125

# Type AFK $-55^{\circ}\text{C}$ to $105^{\circ}\text{C}$

## SMT Aluminum Electrolytic Capacitors - Lowest E.S.R., $105^{\circ}\text{C}$

### Part Numbering System

AFK	106	M	16	B	12T	-F
Type	Capacitance	Capacitance	Voltage Code	Case Code	Packaging Code	RoHS Compliant
	105 = 1.0 $\mu\text{F}$	<b>Tolerance</b>	06 = 6.3 Vdc	35 = 35 Vdc	12 = Carrier tape	
	106 = 10.0 $\mu\text{F}$	M = $\pm 20\%$	10 = 10 Vdc	50 = 50 Vdc	Width (mm)	
	107 = 100.0 $\mu\text{F}$		16 = 16 Vdc	63 = 63 Vdc	T = Tape & Reel	
	108 = 1000.0 $\mu\text{F}$		25 = 25 Vdc	80 = 80 Vdc	B = Bulk	
				2A = 100 Vdc		

### Typical Performance Curves

Capacitance vs. Temperature and Frequency

3300 $\mu\text{F}$ /6.3Vdc (12.5 x 13.5 mm)



Capacitance vs. Temperature & Frequency

100  $\mu\text{F}$  @ 16 Vdc (6.3 X 5.8 mm)

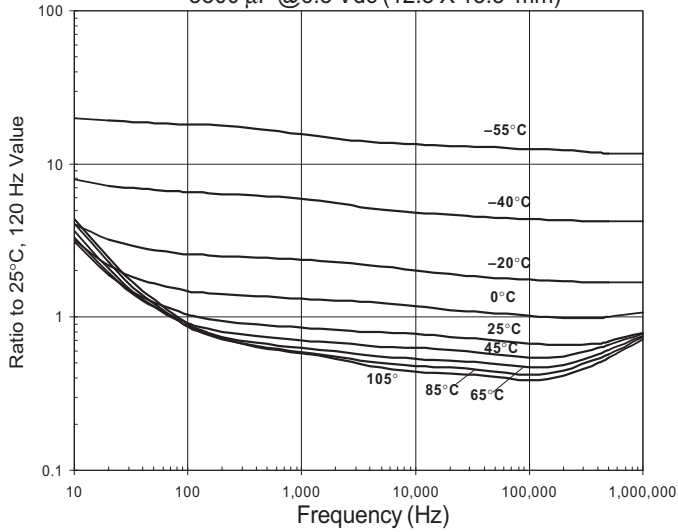


# Type AFK **-55 °C to 105 °C**

## SMT Aluminum Electrolytic Capacitors - Lowest E.S.R., 105 °C

### Typical Performance Curves

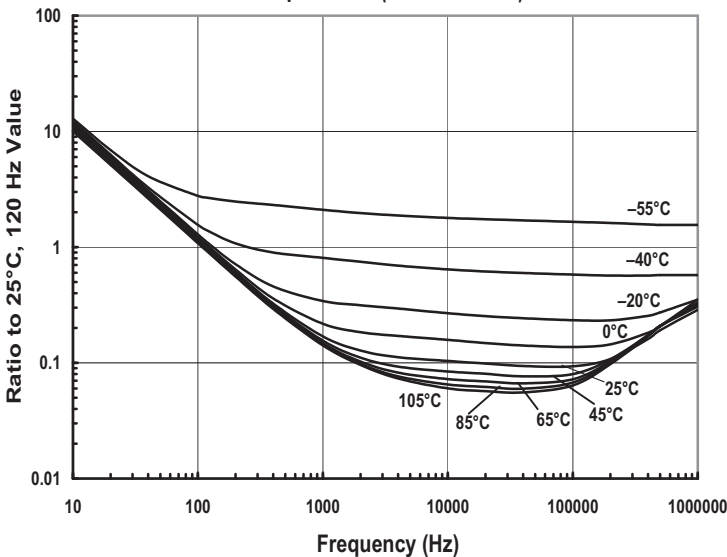
ESR vs. Temperature and Frequency  
3300  $\mu$ F @ 6.3 Vdc (12.5 X 13.5 mm)



ESR vs. Temperature and Frequency  
100  $\mu$ F @ 16 Vdc (6.3 X 5.8 mm)



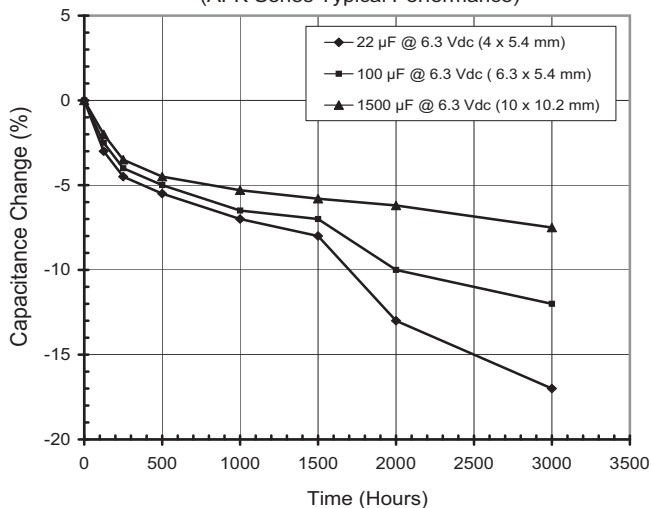
Impedance vs Temperature and Frequency  
3300  $\mu$ F / 6.3 V (12.5 x 13.5mm)



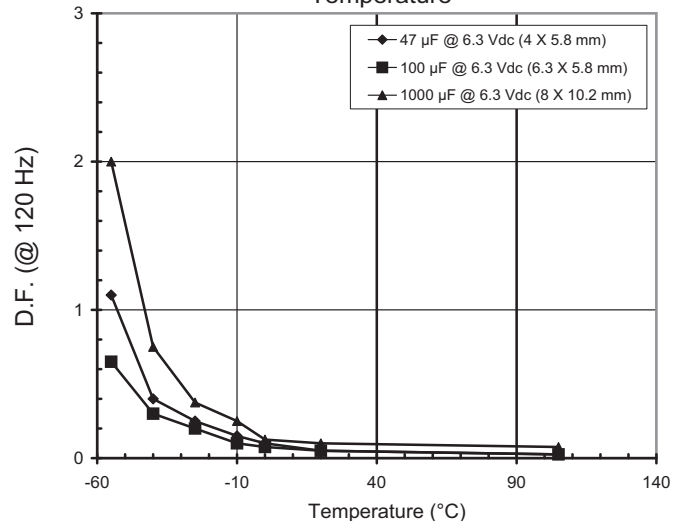
Impedance vs. Temperature and Frequency  
100  $\mu$ F @ 16 Vdc (6.3 X 5.8 mm)



Capacitance Change vs. Time  
(AFK Series Typical Performance)



Dissipation Factor vs. Temperature



## Данный компонент на территории Российской Федерации

### Вы можете приобрести в компании MosChip.

Для оперативного оформления запроса Вам необходимо перейти по данной ссылке:

<http://moschip.ru/get-element>

Вы можете разместить у нас заказ для любого Вашего проекта, будь то серийное производство или разработка единичного прибора.

В нашем ассортименте представлены ведущие мировые производители активных и пассивных электронных компонентов.

Нашей специализацией является поставка электронной компонентной базы двойного назначения, продукции таких производителей как XILINX, Intel (ex.ALTERA), Vicor, Microchip, Texas Instruments, Analog Devices, Mini-Circuits, Amphenol, Glenair.

Сотрудничество с глобальными дистрибьюторами электронных компонентов, предоставляет возможность заказывать и получать с международных складов практически любой перечень компонентов в оптимальные для Вас сроки.

На всех этапах разработки и производства наши партнеры могут получить квалифицированную поддержку опытных инженеров.

Система менеджмента качества компании отвечает требованиям в соответствии с ГОСТ Р ИСО 9001, ГОСТ РВ 0015-002 и ЭС РД 009

### Офис по работе с юридическими лицами:

105318, г.Москва, ул.Щербаковская д.3, офис 1107, 1118, ДЦ «Щербаковский»

Телефон: +7 495 668-12-70 (многоканальный)

Факс: +7 495 668-12-70 (доб.304)

E-mail: [info@moschip.ru](mailto:info@moschip.ru)

Skype отдела продаж:

moschip.ru

moschip.ru\_4

moschip.ru\_6

moschip.ru\_9