


Hermetically Sealed Relay MY4H

Hermetically Sealed Relay Ideal for Hazardous Locations

- Class 1 Division 2 approved.
- Fully hermetically sealed for hazardous locations.
- Cadmium-free contacts for environment-friendly use.
- Models with bifurcated contact also available.
- UL recognized / CSA certified.



Ordering Information

Type	Contact form	Model
		Plug-in socket/solder terminals
Hermetically sealed	4PDT	MY4H-US
	4PDT (bifurcated)	MY4ZH-US

Model Number Legend:

MY -

1 2 3 4 5

1. Number of Poles

4: 4 poles

2. Contact

Blank: Single

Z: Bifurcated

3. Enclosure ratings

H: Hermetically sealed

4. Approval

US: Class 1 Division 2 approval

5. Rated voltage

DC12, DC24, AC24, AC110/120

Specifications

Ratings

Coil

Rated voltage (V)		Rated current (mA)		Coil resistance (Ω)	Must operate voltage	Must release voltage	Max. voltage	Power consumption	
		50 Hz	60 Hz						
DC	12	75		160	80% max.	10% min.	110%	900 mW	
	24	36.9		650					
AC	110/120	9.9/10.8	8.4/9.2	4,430		30% min.			0.9-1.1 VA (60 Hz)
	24	53.8	46	180					

Contact Ratings

Contact material		Ag alloy
Rated load	Resistive p.f.=1	110 VAC, 3 A 24 VDC, 3A
	Inductive p.f.=0.4 L/R-7 ms	110 VAC, 0.8 A 24 VDC, 1.5 A
Rated carry current		3 A
Max. switching voltage		125 VAC, 125 VDC
Max. switching current		3 A
Max. switching power		330 VA 72 W

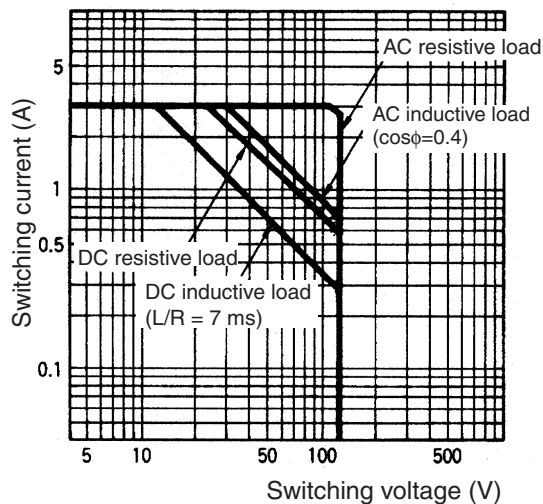
■ Characteristics

Contact resistance		50 mΩ max.
Operate time		20 ms max.
Release time		20 ms max.
Max. operating frequency	Mechanical	18,000 operations/hr
	Electrical	1,800 operations/hr (under rated load)
Insulation resistance		100 MΩ min. (at 500 VDC)
Dielectric strength		1,000 VAC, 1 min between coil and contacts 1,000 VAC, 1 min between contacts of different polarity 700 VAC, 1 min between contacts of same polarity
Vibration resistance	Destruction	10 to 55 Hz, 1.0 mm double amplitude
	Malfunction	10 to 55 Hz, 1.0 mm double amplitude
Shock resistance	Destruction	1,000 m/s ²
	Malfunction	When energized: 200 m/s ² When not energized: 200 m/s ²
Endurance		Mechanical: 5,000,000 operations Electrical: 50,000 operations
Ambient temperature	Operating	-25 to 60°C
	Storage	-25 to 60°C
Ambient humidity		5% to 85%
Weight		Approx. 50 g

■ Characteristic Data

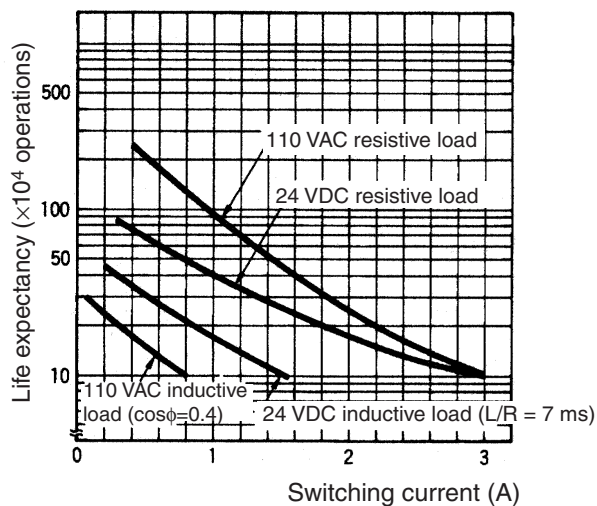
Maximum Switching Power

MY4(Z)H



Endurance

MY4ZH



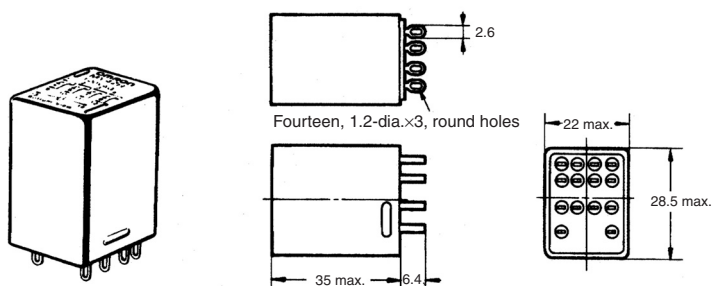
Note: The endurance is for bifurcated contact models.

Dimensions

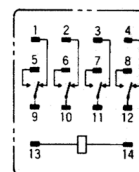
Unit: mm

■ Solder Terminal Models

MY4(Z)H



Terminal Arrangement/
Internal Connections
(BOTTOM VIEW)




(There is no coil polarity.)

■ Socket

Track-mounted Socket Conforming to Class 1 Division 2

- Special Socket with Class 1 Division 2 approval.
- Holding clips contribute to safety by preventing the Relay falling out of the Socket due to vibration.



Ordering Information

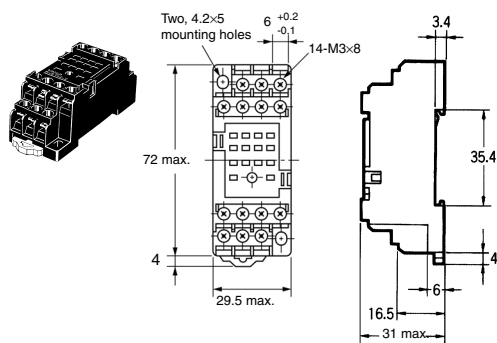
Item	Pole	Model
Track-mounted socket	4	PYF14A-E

- Note:**
1. Class 1 Division 2 approval is obtained for use with the MY4ZH Relay.
 2. PYC-A1 hold-down clips are not included, but are recommended. (Clips are packaged 2 per set)

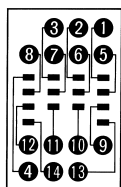
Dimensions

Unit: mm

PYF14A-E

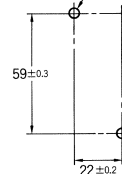


Terminal Arrangement/
Internal Connections
(Top View)



Mounting Holes

Two, M3, M4, or 4.5-dia holes



(TOP VIEW)

Note: Track mounting is also possible.

A large grid of 20 columns and 30 rows of small squares, used for taking notes or drawing diagrams. The grid is composed of thin, light gray lines forming a uniform pattern across the page.

All sales are subject to Omron Electronic Components LLC standard terms and conditions of sale, which can be found at http://www.components.omron.com/components/web/webfiles.nsf/sales_terms.html

ALL DIMENSIONS SHOWN ARE IN MILLIMETERS.

To convert millimeters into inches, multiply by 0.03937. To convert grams into ounces, multiply by 0.03527.

OMRON[®]

**OMRON ELECTRONIC
COMPONENTS LLC**

55 E. Commerce Drive, Suite B
Schaumburg, IL 60173

847-882-2288

OMRON ON-LINE

Global - <http://www.omron.com>

USA - <http://www.components.omron.com>

Cat. No. X301-E-1b

09/11

Specifications subject to change without notice

Printed in USA

Данный компонент на территории Российской Федерации

Вы можете приобрести в компании MosChip.

Для оперативного оформления запроса Вам необходимо перейти по данной ссылке:

<http://moschip.ru/get-element>

Вы можете разместить у нас заказ для любого Вашего проекта, будь то серийное производство или разработка единичного прибора.

В нашем ассортименте представлены ведущие мировые производители активных и пассивных электронных компонентов.

Нашей специализацией является поставка электронной компонентной базы двойного назначения, продукции таких производителей как XILINX, Intel (ex.ALTERA), Vicor, Microchip, Texas Instruments, Analog Devices, Mini-Circuits, Amphenol, Glenair.

Сотрудничество с глобальными дистрибьюторами электронных компонентов, предоставляет возможность заказывать и получать с международных складов практически любой перечень компонентов в оптимальные для Вас сроки.

На всех этапах разработки и производства наши партнеры могут получить квалифицированную поддержку опытных инженеров.

Система менеджмента качества компании отвечает требованиям в соответствии с ГОСТ Р ИСО 9001, ГОСТ РВ 0015-002 и ЭС РД 009

Офис по работе с юридическими лицами:

105318, г.Москва, ул.Щербаковская д.3, офис 1107, 1118, ДЦ «Щербаковский»

Телефон: +7 495 668-12-70 (многоканальный)

Факс: +7 495 668-12-70 (доб.304)

E-mail: info@moschip.ru

Skype отдела продаж:

moschip.ru

moschip.ru_4

moschip.ru_6

moschip.ru_9