



# BAP64-04 BAP64-05 BAP64-06

## Features

- Lead Free Finish/RoHS Compliant ("P" Suffix designates RoHS Compliant. See ordering information)
- Epoxy meets UL 94 V-0 flammability rating
- Moisture Sensitivity Level 1
- Low diode capacitance
- Low diode forward resistance

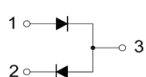
Maximum Ratings @ 25°C Unless Otherwise Specified

Parameter	Symbol	Limits	Unit
Continuous Reverse Voltage	$V_R$	175	V
Forward Current	$I_F$	100	mA
Power Dissipation( $T_A=90^\circ\text{C}$ )	$P_D$	250	mW
Junction and Storage temperature	$T_j, P_{stg}$	-65~+150	°C
Thermal Resistance Junction to Ambient	$R_{thJA}$	500	°C/W

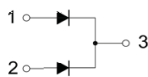
## Electrical Characteristics @ 25°C Unless Otherwise Specified

Parameter	Symbol	Min.	TYP	Max.	Unit	Conditions
Reverse Voltage Leakage Current	$I_R$			10 1.0	$\mu\text{A}$	$V_R=175\text{V}$ $V_R=20\text{V}$
Forward voltage	$V_F$			1.1	V	$I_F=50\text{mA}$
Diode capacitance	$C_{d1}$	0.52			pF	$V_R=0\text{V}, f=1\text{MHz}$
	$C_{d2}$	0.37	0.5		pF	$V_R=1\text{V}, f=1\text{MHz}$
	$C_{d3}$	0.23	0.35		pF	$V_R=20\text{V}, f=1\text{MHz}$
Diode forward resistance	$r_{D1}$	20	40		$\Omega$	$I_F=0.5\text{mA}, f=100\text{MHz}$
	$r_{D2}$	10	20		$\Omega$	$I_F=1\text{mA}, f=100\text{MHz}$
	$r_{D3}$	2.0	3.8		$\Omega$	$I_F=10\text{mA}, f=100\text{MHz}$
	$r_{D4}$	0.7	1.35		$\Omega$	$I_F=100\text{mA}, f=100\text{MHz}$
Charge carrier life time	$\tau_L$	1.55			$\mu\text{S}$	When switched from $I_F=10\text{mA}$ to $I_R=6\text{mA}$ ; $R_L=100\Omega$ ; measured at $I_R=3\text{mA}$
Series inductance	$L_S$		1.4		nH	$I_F=100\text{mA}, f=100\text{MHz}$

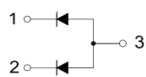
### Pin Configuration



BAP64-04  
Marking: 4K



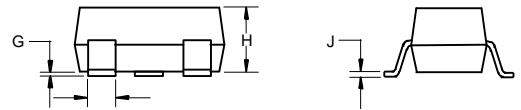
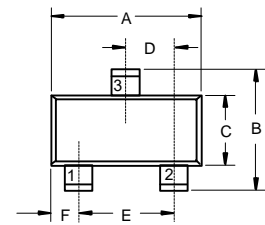
BAP64-05  
Marking: 5K



BAP64-06  
Marking: 6K

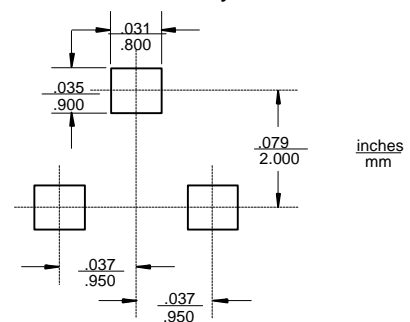
## General Purpose Pin Diodes 250mW

### SOT-23



DIM	DIMENSIONS				NOTE
	INCHES		MM		
	MIN	MAX	MIN	MAX	
A	.110	.120	2.80	3.04	
B	.083	.104	2.10	2.64	
C	.047	.055	1.20	1.40	
D	.035	.041	.89	1.03	
E	.070	.081	1.78	2.05	
F	.018	.024	.45	.60	
G	.0005	.0039	.013	.100	
H	.035	.044	.89	1.12	
J	.003	.007	.085	.180	
K	.015	.020	.37	.51	

### Suggested Solder Pad Layout



### Typical Characteristics

Fig. 1 - Instantaneous Forward Characteristics

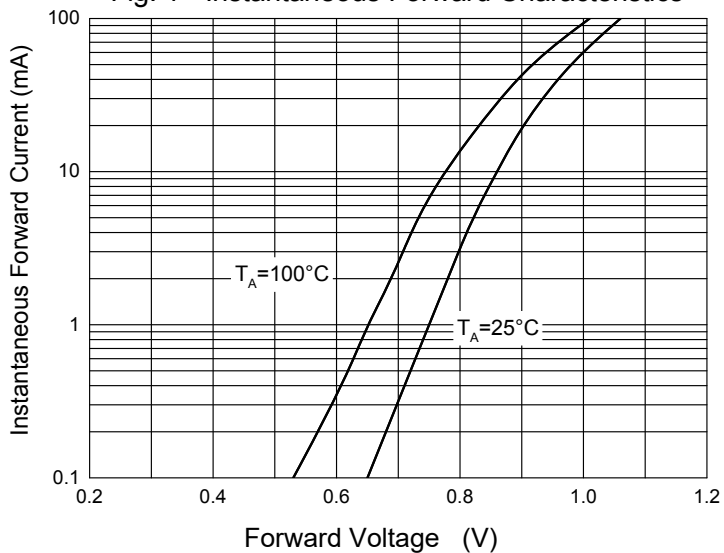


Fig. 2 - Reverse Leakage Characteristics

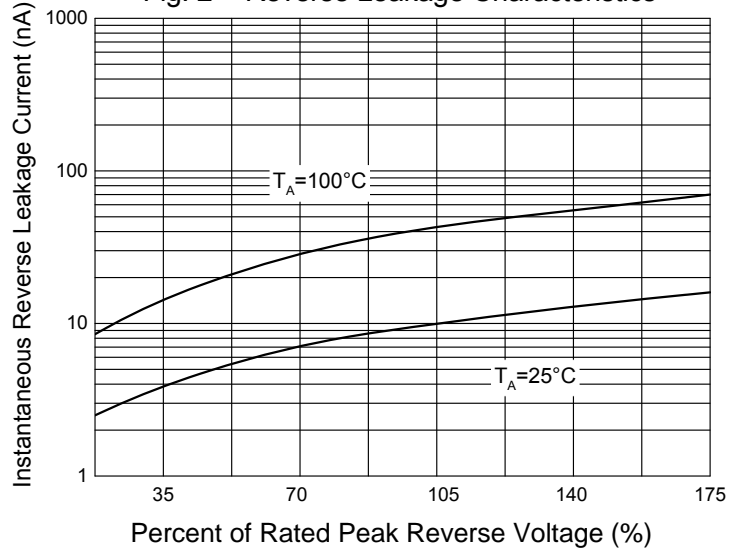
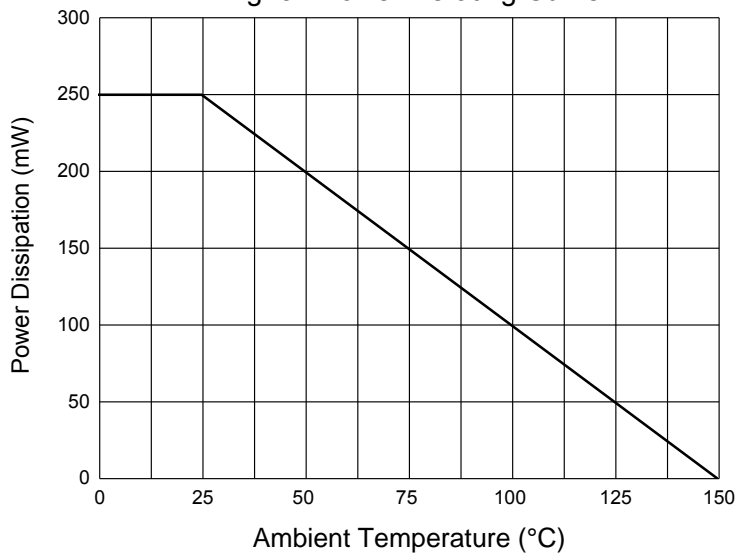


Fig. 3 - Power Derating Curve





Micro Commercial Components

## Ordering Information

Device	Packing
(Part Number)-TP	Tape&Reel;3Kpcs/Reel

### \*\*\*IMPORTANT NOTICE\*\*\*

**Micro Commercial Components Corp.** reserves the right to make changes without further notice to any product herein to make corrections, modifications , enhancements , improvements , or other changes . **Micro Commercial Components Corp .** does not assume any liability arising out of the application or use of any product described herein; neither does it convey any license under its patent rights ,nor the rights of others . The user of products in such applications shall assume all risks of such use and will agree to hold **Micro Commercial Components Corp .** and all the companies whose products are represented on our website, harmless against all damages.

### \*\*\*LIFE SUPPORT\*\*\*

MCC's products are not authorized for use as critical components in life support devices or systems without the express written approval of Micro Commercial Components Corporation.

### \*\*\*CUSTOMER AWARENESS\*\*\*

Counterfeiting of semiconductor parts is a growing problem in the industry. Micro Commercial Components (MCC) is taking strong measures to protect ourselves and our customers from the proliferation of counterfeit parts. MCC strongly encourages customers to purchase MCC parts either directly from MCC or from Authorized MCC Distributors who are listed by country on our web page cited below. Products customers buy either from MCC directly or from Authorized MCC Distributors are genuine parts, have full traceability, meet MCC's quality standards for handling and storage. **MCC will not provide any warranty coverage or other assistance for parts bought from Unauthorized Sources.** MCC is committed to combat this global problem and encourage our customers to do their part in stopping this practice by buying direct or from authorized distributors.

## Данный компонент на территории Российской Федерации

### Вы можете приобрести в компании MosChip.

Для оперативного оформления запроса Вам необходимо перейти по данной ссылке:

<http://moschip.ru/get-element>

Вы можете разместить у нас заказ для любого Вашего проекта, будь то серийное производство или разработка единичного прибора.

В нашем ассортименте представлены ведущие мировые производители активных и пассивных электронных компонентов.

Нашей специализацией является поставка электронной компонентной базы двойного назначения, продукции таких производителей как XILINX, Intel (ex.ALTERA), Vicor, Microchip, Texas Instruments, Analog Devices, Mini-Circuits, Amphenol, Glenair.

Сотрудничество с глобальными дистрибьюторами электронных компонентов, предоставляет возможность заказывать и получать с международных складов практически любой перечень компонентов в оптимальные для Вас сроки.

На всех этапах разработки и производства наши партнеры могут получить квалифицированную поддержку опытных инженеров.

Система менеджмента качества компании отвечает требованиям в соответствии с ГОСТ Р ИСО 9001, ГОСТ РВ 0015-002 и ЭС РД 009

### Офис по работе с юридическими лицами:

105318, г.Москва, ул.Щербаковская д.3, офис 1107, 1118, ДЦ «Щербаковский»

Телефон: +7 495 668-12-70 (многоканальный)

Факс: +7 495 668-12-70 (доб.304)

E-mail: [info@moschip.ru](mailto:info@moschip.ru)

Skype отдела продаж:

moschip.ru

moschip.ru\_4

moschip.ru\_6

moschip.ru\_9