

Power PCB Relay RT1 sensitive

- 1 pole 10A, 1 form C (CO) or 1 form A (NO) contact
- Highly sensitive version, coil power 250mW
- 5kV/10mm coil-contact
- Reinforced insulation
- Ambient temperature 85°C

Typical applications
Domestic appliances, heating control.



Approvals

VDE Cert. No. 40007571, UL E214025, cCSAus 1142018
Technical data of approved types on request.

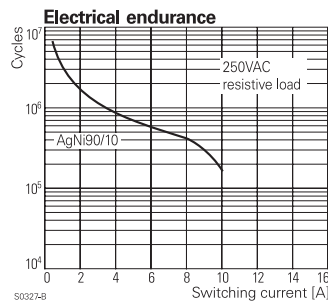
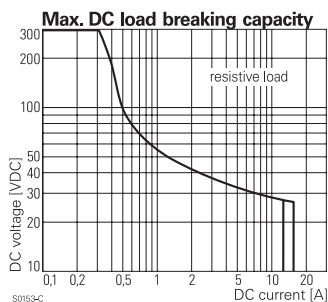
Contact Data

Contact arrangement	1 form C (CO) or 1 form A (NO)
Rated voltage	250VAC
Max. switching voltage	400 VAC
Rated current	10A
Limiting making current; max. 4s, duty factor 10%	15A
Breaking capacity	2500VA
Contact material	AgNi 90/10
Frequency of operation; with/without load	3000/72000h ⁻¹
Operate/release time max.	10/8ms
Bounce time max.; form A/form B	4/9ms

Contact ratings

Type	Contact	Load	Cycles
IEC 61810			
RT174	A/B (NO/NC)	10A, 250VAC resistive, 85°C	100x10 ³
UL 508			
RT174	C (CO)	10A, 250VAC, general purpose, 85°C	6x10 ³
RT174	A/B (NO/NC)	10A, 250VAC, general purpose, 40°C	30x10 ³
RT174	A/B (NO/NC)	B300, 40°C	6x10 ³
RT174	A (NO)	R150, 40°C	6x10 ³
RT174	B (NC)	1/2hp, 240VAC, 40°C	1x10 ³
RT174	A (NO)	3/4hp, 240VAC, 40°C	1x10 ³
EN60730-1			
RT174	A (NO)	6(4)A, 250VAC, 85°C	100x10 ³

Mechanical endurance >30x10⁶ operations



Coil Data

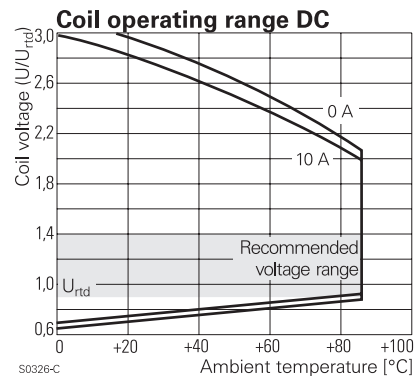
Coil voltage range	5 to 60VDC
Operative range, IEC 61810	2
Coil insulation system according UL	class F

Coil versions, DC coil

Coil code	Rated voltage VDC	Operate voltage VDC	Release voltage VDC	Coil resistance Ω±10% ¹⁾	Rated coil power mW
005	5	3.7	0.5	100	250
006	6	4.5	0.6	144	250
009	9	6.8	0.9	312	260
012	12	9.0	1.2	576	250
024	24	18.0	2.4	2304	250
048	48	36.0	4.8	9216	250
060	60	45.0	6.0	12857 ¹⁾	280

1) Coil resistance ±12%.

All figures are given for coil without pre-energization, at ambient temperature +23°C. Other coil voltages on request.



Insulation Data

Initial dielectric strength	
between open contacts	1000V _{rms}
between contact and coil	5000V _{rms}
Clearance/creepage	
between contact and coil	≥10/10mm
Material group of insulation parts	IIa
Tracking index of relay base	PTI 250V

Power PCB Relay RT1 sensitive (Continued)

Other Data

Material compliance: EU RoHS/ELV, China RoHS, REACH, Halogen content refer to the Product Compliance Support Center at www.te.com/customersupport/rohssupportcenter

Ambient temperature	-40 to 85°C
Category of environmental protection IEC 61810	RTII - flux proof, RTIII - wash tight
Vibration resistance (functional), form A/form B contact, 30 to 500Hz	20g/5g
Shock resistance (destructive)	100g
Terminal type	PCB-THT, plug-in
Weight	14g
Resistance to soldering heat THT, IEC 60068-2-20	
RTII	270°C/10s
RTIII	260°C/5s
Packaging/unit	tube/20 pcs., box/500 pcs.

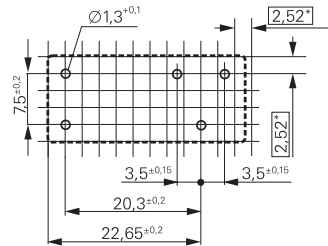
Accessories

For details see datasheet [Accessories Industrial Power Relay RT](#)
NOTE: indicated contact ratings and electrical endurance data for direct wiring of relays (according IEC 61810-1); for relays mounted on sockets deratings may apply.

PCB layout / terminal assignment

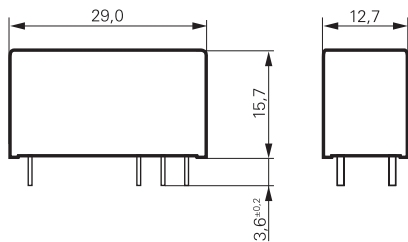
Bottom view on solder pins

10A, pinning 3.5mm

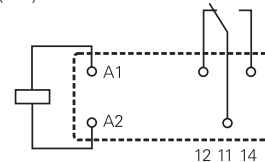


*) With the recommended PCB hole sizes a grid pattern from 2.5mm to 2.54mm can be used.

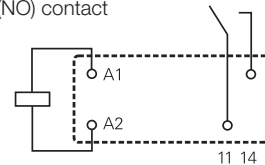
Dimensions



1 form C (CO) contact



1 form A (NO) contact



Product code structure

Typical product code **RT 1 7 4 012**

Type	RT Power PCB Relay RT1 sensitive			
Version	1 10A, pinning 3.5mm, flux proof	B 10A, pinning 3.5mm, wash tight		
Contact configuration	7 1 form C (CO) contact	8 1 form A (NO) contact		
Contact material	4 AgNi 90/10			
Coil	Coil code: please refer to coil versions table			

Product code	Version	Contacts	Contact material	Coil	Part number
RT174005	Flux proof	1 form C (CO) contact	AgNi 90/10	5VDC	3-1393239-6
RT174009				9VDC	9-1419143-5
RT174012				12VDC	3-1393239-8
RT174024				24VDC	3-1393239-9
RT184005		1 form A (NO) contact		5VDC	4-1393239-5
RTB84009	Wash tight			9VDC	4-1393238-7

This list represents the most common types and does not show all variants covered by this datasheet. Other types on request.

Данный компонент на территории Российской Федерации

Вы можете приобрести в компании MosChip.

Для оперативного оформления запроса Вам необходимо перейти по данной ссылке:

<http://moschip.ru/get-element>

Вы можете разместить у нас заказ для любого Вашего проекта, будь то серийное производство или разработка единичного прибора.

В нашем ассортименте представлены ведущие мировые производители активных и пассивных электронных компонентов.

Нашей специализацией является поставка электронной компонентной базы двойного назначения, продукции таких производителей как XILINX, Intel (ex.ALTERA), Vicor, Microchip, Texas Instruments, Analog Devices, Mini-Circuits, Amphenol, Glenair.

Сотрудничество с глобальными дистрибьюторами электронных компонентов, предоставляет возможность заказывать и получать с международных складов практически любой перечень компонентов в оптимальные для Вас сроки.

На всех этапах разработки и производства наши партнеры могут получить квалифицированную поддержку опытных инженеров.

Система менеджмента качества компании отвечает требованиям в соответствии с ГОСТ Р ИСО 9001, ГОСТ РВ 0015-002 и ЭС РД 009

Офис по работе с юридическими лицами:

105318, г.Москва, ул.Щербаковская д.3, офис 1107, 1118, ДЦ «Щербаковский»

Телефон: +7 495 668-12-70 (многоканальный)

Факс: +7 495 668-12-70 (доб.304)

E-mail: info@moschip.ru

Skype отдела продаж:

moschip.ru

moschip.ru_4

moschip.ru_6

moschip.ru_9