







## PROFINET – IO-Link Masters (30 mm, M12 Power), 4 Digital Inputs, 8 IO-Link Channels with M12 L-Coded Power Supply Connection

Product Description		
Type	0980 ESL 109-121	0980 ESL 109-122
	  	  
Description	LioN-P PROFINET device, 4 digital input channels, 8 IO-Link channels, M12 LAN connection, 4-poles, D-coded, M12 L-coded power supply, 5-poles, 30 mm housing	LioN-P PROFINET device, 4 digital input channels, 8 IO-Link channels, M8 I/O, 5-poles, B-coded, M12 LAN connection, 4-poles, D-coded, M12 L-coded power supply, 5-poles, 30 mm housing
Order No.	934878004	934857001
Technical Data		
Protection Degree	IP65, IP67, IP69K (only if mounted and locked in combination with Hirschmann/Lumberg connector)	
Ambient Temperature (Operation)	-20 °C to +70 °C	
Dimensions (W x H x D)	30 x 43.1 x 225 (mm)	30 x 43.1 x 204 (mm)
Weight	480 g	448 g
Housing Material	Metal, Zinc Die-cast	
Bus System		
Protocol	PROFINET IO Device	
Connection	M12 LAN connection, 4-poles, D-coded	
Transmission Rate	Fast Ethernet (100 Mbit/s), Full Duplex	
Rotary Address Switches	No	
Power Supply		
Nominal Voltage	24 V DC (SELV/PELV)	
Nominal Voltage Range	18 to 30 V DC	
Connection	M12, L-coded, 5-poles	
Current Carrying Capacity of Connector	16 A	
Current Consumption (typ.)	180 mA (+/-20% at 24 V DC)	
IO-Link Master Channels		
Number of Channels	8	
Connection	M12, 5-poles, A-coded	M8, 5-poles, B-coded
Number of A Ports (IOL)	4 (X1 to X4)	
Number of B Ports (IOL)	4 (X5 to X8)	
Nominal Voltage (IOL)	24 V DC via US (system power supply)	
Nominal Current C/Q (Pin 4)	500 mA	
Nominal Current L+/L- (Pin 1 and 3)	500 mA	
Nominal Current Uaux (Pin 2, B Ports)	max. 4 A per module	
Input Channels		
Number of Channels	max. 12, 4 x (Pin 2, fixed) + 8 x (Pin 4, configurable)	
Connection	M12, 5-poles, A-coded	M8, 5-poles, B-coded
Channel Type	Type 1 acc. to IEC 61131-2	
Nominal Voltage	24 V DC via US (system power supply)	
Sensor Current Supply	500 mA per Port via L+/L-	
Sensor Type	PNP	
Output Channels		
Number of Channels	max. 8 (Pin 4, configurable)	
Connection	M12, 5-poles, A-coded	M8, 5-poles, B-coded
Channel Type	p-switching	
Nominal Voltage	24 V DC via Uaux (actuator power supply)	
Output Current per Channel	max. 500 mA (Pin 4)	
Output Current per Module	max. 9 A	
Protective Circuit	Electronically: Overload protection, short-circuit protection	
Galvanically Isolated	No	







Continued Next Page

## PROFINET – IO-Link Masters (30 mm, M12 Power), 4 Digital Inputs, 8 IO-Link Channels with M12 L-Coded Power Supply Connection

### Diagnostic Indication | 0980 ESL 109-121\_| 0980 ESL 109-122

LED	Indicator	Condition
1...8 A	Yellow	Channel status
1...8 DIA A	Red	Periphery error
1...8 B	White	Channel status
1...8 DIA B	Red	Periphery error
1...8 I/O-Link	Green Green blinking Off	No I/O-Link device connected I/O-Link communication available Port is not configured as I/O-Link
P1 Lnk/Act	Green Green blinking Off	Connection to an Ethernet device I/O device exchanging data No connection to another device
P2 Lnk/Act	Green Yellow blinking Off	Connection to an Ethernet device I/O device exchanging data No connection to another device
BF	Red Off	Bus error, no data exchange with I/O controller via PROFINET No error message
DIA	Red Red blinking Off	Common indicator for periphery errors Firmware update No error message
Us	Green	Voltage $19\text{ V} \leq U_s \leq 30\text{ V}$
U <sub>AUX</sub>	Green Red	Voltage $19\text{ V} \leq U_L \leq 30\text{ V}$ $U_L$ Voltage $< 19\text{ V}$ or $U_L > 30\text{ V}$

### Pin Assignment

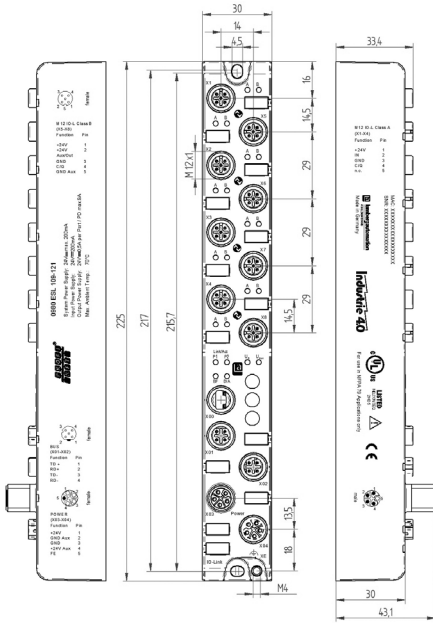
IO-Link Port Type A (X01...X04), M12 A-coded / M8 B-coded		IO-Link Port Type B (X05...X08), M12 A-coded / M8 B-coded	
 <p>1 = +24 V 2 = IN 3 = GND 4 = C/Q 5 = n.c.</p> <p><b>M12</b></p>	 <p>4 2 3 5 1</p> <p><b>M8</b></p>	 <p>1 = +24 V 2 = +24 V AUX/OUT 3 = GND 4 = C/Q 5 = GND AUX/OUT</p> <p><b>M12</b></p>	 <p>4 2 3 5 1</p> <p><b>M8</b></p>
M12 Power Supply, L-coded		M12 PROFINET/EtherNet/IP, D-coded	
 <p>1 = +24 V 2 = GND AUX 3 = GND 4 = +24 V AUX 5 = FE</p>	 <p>3 4 2 1</p> <p>1 = TD+ 2 = RD+ 3 = TD- 4 = RD-</p>		

Continued Next Page

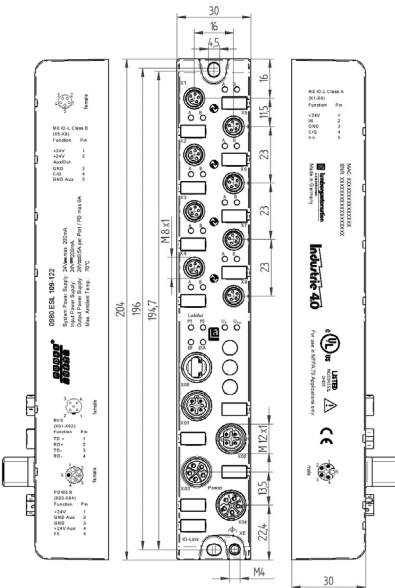
## PROFINET – IO-Link Masters (30 mm, M12 Power), 4 Digital Inputs, 8 IO-Link Channels with M12 L-Coded Power Supply Connection

### Technical Drawing

#### 0980 ESL 109-121



#### 0980 ESL 109-122



The application of these products in harsh environments should always be checked before use.  
 Technical modifications reserved.

## Данный компонент на территории Российской Федерации

### Вы можете приобрести в компании MosChip.

Для оперативного оформления запроса Вам необходимо перейти по данной ссылке:

<http://moschip.ru/get-element>

Вы можете разместить у нас заказ для любого Вашего проекта, будь то серийное производство или разработка единичного прибора.

В нашем ассортименте представлены ведущие мировые производители активных и пассивных электронных компонентов.

Нашей специализацией является поставка электронной компонентной базы двойного назначения, продукции таких производителей как XILINX, Intel (ex.ALTERA), Vicor, Microchip, Texas Instruments, Analog Devices, Mini-Circuits, Amphenol, Glenair.

Сотрудничество с глобальными дистрибьюторами электронных компонентов, предоставляет возможность заказывать и получать с международных складов практически любой перечень компонентов в оптимальные для Вас сроки.

На всех этапах разработки и производства наши партнеры могут получить квалифицированную поддержку опытных инженеров.

Система менеджмента качества компании отвечает требованиям в соответствии с ГОСТ Р ИСО 9001, ГОСТ РВ 0015-002 и ЭС РД 009

### Офис по работе с юридическими лицами:

105318, г.Москва, ул.Щербаковская д.3, офис 1107, 1118, ДЦ «Щербаковский»

Телефон: +7 495 668-12-70 (многоканальный)

Факс: +7 495 668-12-70 (доб.304)

E-mail: [info@moschip.ru](mailto:info@moschip.ru)

Skype отдела продаж:

moschip.ru

moschip.ru\_4

moschip.ru\_6

moschip.ru\_9