


MODEL 3255A ACCELEROMETER

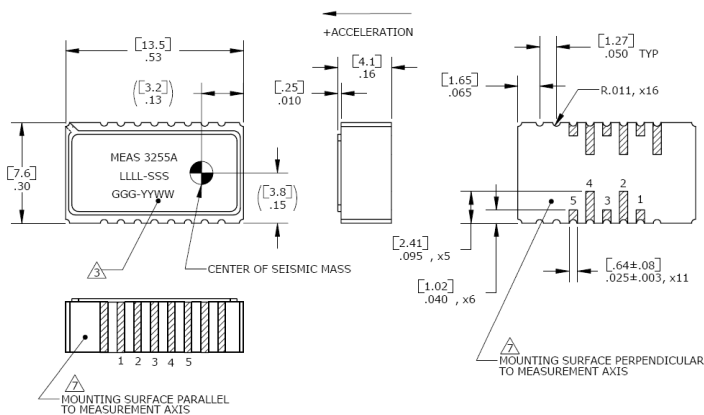


SPECIFICATIONS

- ◆ PC Board Mountable Accelerometer
- ◆ Amplified Output
- ◆ Temperature Compensated
- ◆ High Over-Range Protection

The Model 3255A is a signal conditioned board mountable MEMS accelerometer available in $\pm 25g$ to $\pm 500g$ ranges. The package can be mounted in one of two orientations, allowing the measurement axis to be either parallel or perpendicular to the mounting surface without the use of costly brackets. The accelerometer incorporates integral temperature compensation and offers a flat frequency response from DC to 1500Hz.

dimensions

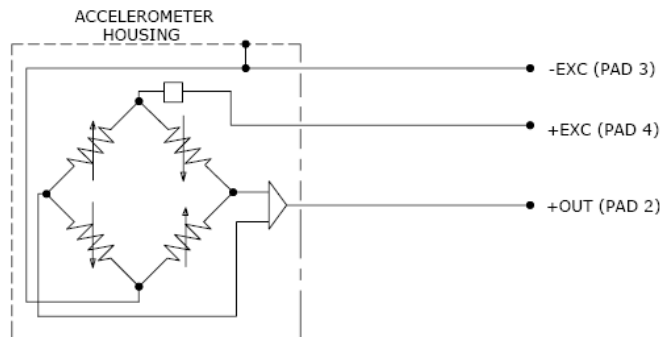


FEATURES

- ◆ $\pm 25g$ to $\pm 500g$ Ranges
- ◆ Three Axis Mounting Options
- ◆ Surface Mount Package
- ◆ DC Response, Gas Damping
- ◆ Hermetically Sealed
- ◆ 5Vdc Excitation

APPLICATIONS

- ◆ Impact & Shock Testing
- ◆ Vibration & Shock Monitoring
- ◆ Embedded Applications
- ◆ Transportation Measurements



US Patents 5,103,667; 5,253,510; 5,445,006; 5,503,016; and 5,616,863 apply

PERFORMANCE SPECIFICATIONS

All values are typical at +24°C, 80Hz and 5Vdc excitation unless otherwise stated. Measurement Specialties reserves the right to update and change these specifications without notice.

Parameters						Notes
DYNAMIC						
Range (g)	±25	±50	±100	±250	±500	
Sensitivity (mV/g) ±10%	80.0	40.0	20.0	8.0	4.0	@5Vdc Excitation ¹
Frequency Response (Hz)	0-800	0-1000	0-1200	0-1500	0-1500	±5%
Natural Frequency (Hz)	4000	4000	6000	8000	10000	
Non-Linearity (%FSO)	±0.5	±0.5	±0.5	±0.5	±0.5	
Transverse Sensitivity (%)	<3	<3	<3	<3	<3	<1 Typical
Damping Ratio	0.7	0.7	0.7	0.6	0.5	Typical
Shock Limit (g)	5000	5000	5000	5000	5000	
ELECTRICAL						
Zero Acceleration Output (V)	2.5±0.10	2.5±0.10	2.5±0.10	2.5±0.10	2.5±0.10	Single-Ended
Excitation Voltage (Vdc) ¹	2.7 to 5.5	2.7 to 5.5	2.7 to 5.5	2.7 to 5.5	2.7 to 5.5	
Excitation Current (mA)	<5	<5	<5	<5	<5	
Bias Voltage (Vdc)	2.5	2.5	2.5	2.5	2.5	
Full Scale Output Voltage (Vdc)	±2.0	±2.0	±2.0	±2.0	±2.0	
Output Impedance (Ω)	<100	<100	<100	<100	<100	
Insulation Resistance (MΩ)	>100	>100	>100	>100	>100	@100Vdc
Residual Noise (µV RMS)	800	400	400	400	400	Passband
Ground Isolation	Isolated from Mounting Surface					
ENVIRONMENTAL						
Thermal Zero Shift (%FSO/°C)	±0.018	±0.018	±0.018	±0.018	±0.018	
Thermal Sensitivity Shift (%/°C)	±0.021	±0.021	±0.021	±0.021	±0.021	
Operating Temperature (°C)	-54 to +121					
Compensated Temperature (°C)	-20 to +85					
Storage Temperature (°C)	-54 to +121					
PHYSICAL						
Case Material	Ceramic					
Weight (grams)	1.5					
Mounting	Solder					

¹Output is ratiometric with excitation voltage.

²Do not electrically connect undesignated pads in sensor application. Except pad 5 may be tied to pad 4 without affecting performance.

³Maximum ratings without damage:

- Excitation voltage: +5.5Vdc
- ESD protection: 4kV
- Solder reflow temperature: +260°C (10 seconds)

⁴Adhesive underfill suggested for high-g applications.

Calibration supplied: CS-SENS-0100 NIST Traceable Amplitude Calibration at 80Hz

The information in this sheet has been carefully reviewed and is believed to be accurate; however, no responsibility is assumed for inaccuracies. Furthermore, this information does not convey to the purchaser of such devices any license under the patent rights to the manufacturer. Measurement Specialties, Inc. reserves the right to make changes without further notice to any product herein. Measurement Specialties, Inc. makes no warranty, representation or guarantee regarding the suitability of its product for any particular purpose, nor does Measurement Specialties, Inc. assume any liability arising out of the application or use of any product or circuit and specifically disclaims any and all liability, including without limitation consequential or incidental damages. Typical parameters can and do vary in different applications. All operating parameters must be validated for each customer application by customer's technical experts. Measurement Specialties, Inc. does not convey any license under its patent rights nor the rights of others.

ORDERING INFO

PART NUMBERING Model Number+Range

3255A-GGG

|
| _____ Range (050 is 50 g)

Example: 3255A-050
 Model 3255A, 50g

NORTH AMERICA

Measurement Specialties, Inc.,
a TE Connectivity Company
Tel: 800-522-6752
Email: customercare.hmpt@te.com

EUROPE

MEAS France SAS
a TE Connectivity Company
Tel: 800-440-5100
Email : customercare.lcsb@te.com

ASIA

Measurement Specialties (China), Ltd.,
a TE Connectivity Company
Sales and Customer Service
Tel: 0400-820-6015
Email: customercare.shzn@te.com

TE.com/sensorsolutions

Measurement Specialties, Inc., a TE Connectivity company.

Measurement Specialties, TE Connectivity, TE Connectivity (logo) and EVERY CONNECTION COUNTS are trademarks. All other logos, products and/or company names referred to herein might be trademarks of their respective owners.

The information given herein, including drawings, illustrations and schematics which are intended for illustration purposes only, is believed to be reliable. However, TE Connectivity makes no warranties as to its accuracy or completeness and disclaims any liability in connection with its use. TE Connectivity's obligations shall only be as set forth in TE Connectivity's Standard Terms and Conditions of Sale for this product and in no case will TE Connectivity be liable for any incidental, indirect or consequential damages arising out of the sale, resale, use or misuse of the product. Users of TE Connectivity products should make their own evaluation to determine the suitability of each such product for the specific application.

© 2015 TE Connectivity Ltd. family of companies All Rights Reserved.

Данный компонент на территории Российской Федерации

Вы можете приобрести в компании MosChip.

Для оперативного оформления запроса Вам необходимо перейти по данной ссылке:

<http://moschip.ru/get-element>

Вы можете разместить у нас заказ для любого Вашего проекта, будь то серийное производство или разработка единичного прибора.

В нашем ассортименте представлены ведущие мировые производители активных и пассивных электронных компонентов.

Нашей специализацией является поставка электронной компонентной базы двойного назначения, продукции таких производителей как XILINX, Intel (ex.ALTERA), Vicor, Microchip, Texas Instruments, Analog Devices, Mini-Circuits, Amphenol, Glenair.

Сотрудничество с глобальными дистрибьюторами электронных компонентов, предоставляет возможность заказывать и получать с международных складов практически любой перечень компонентов в оптимальные для Вас сроки.

На всех этапах разработки и производства наши партнеры могут получить квалифицированную поддержку опытных инженеров.

Система менеджмента качества компании отвечает требованиям в соответствии с ГОСТ Р ИСО 9001, ГОСТ РВ 0015-002 и ЭС РД 009

Офис по работе с юридическими лицами:

105318, г.Москва, ул.Щербаковская д.3, офис 1107, 1118, ДЦ «Щербаковский»

Телефон: +7 495 668-12-70 (многоканальный)

Факс: +7 495 668-12-70 (доб.304)

E-mail: info@moschip.ru

Skype отдела продаж:

moschip.ru

moschip.ru_4

moschip.ru_6

moschip.ru_9