

THIS DRAWING IS UNPUBLISHED.

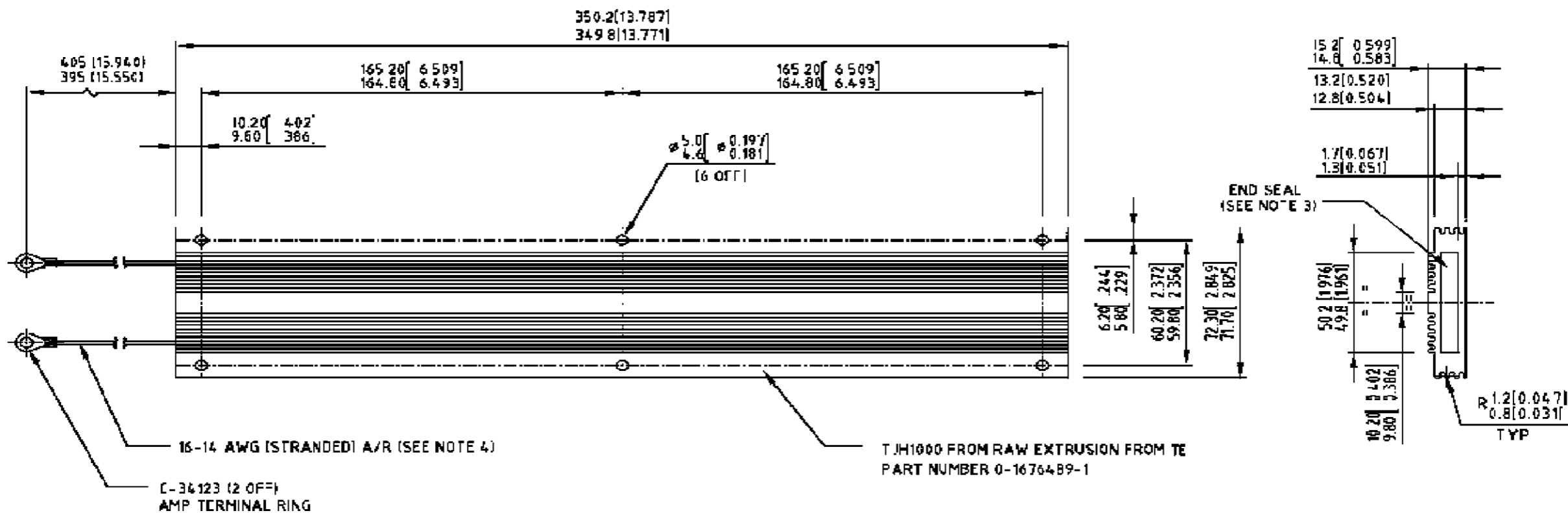
RELEASED FOR PUBLICATION

© COPYRIGHT BY TYCO ELECTRONICS CORPORATION. ALL RIGHTS RESERVED.

LOC E DIST B

REVISIONS

P	LTR	DESCRIPTION	DATE	DWN	APVD
C1		ECR-10-013553	26JUN10	KK	HMR



SPECIFICATION TABLE

TE PART NO. - 0-1630955-1

POWER RATING	600W
POWER RATING 600W FOR A MAXIMUM CASE SURFACE TEMPERATURE OF 150 C	
RESISTANCE	5 Ohms
STANDARD TOLERANCE	+/- 10 %
INSULATION VOLTAGE ACrms	2.5KV
INSULATION RESISTANCE GOhm	>90
SERIES INDUCTANCE uH	6.5
OPERATING TEMPERATURE RANGE	-60 C TO +150 C
HEAT SINK RATING	0.38 C/W

NOTES

- FINISH : EXTRUSION TO BE CLEAN AND DEBURRED
EXTRUSION TO BE ANODISED NATURAL CLEAR 9um +/- 1um
- INTERNAL FILLER FORTAFIX CEMENT
- END SEAL : BOTH ENDS TO BE SEALED WITH DOW CORNING 736 SEALANT
- WIRE : 32/0.2mm SILICONE COATED NICKEL COATED COPPER WIRE

MANUFACTURER - TE

ORDERING PROCEDURE :

QUOTE GOODRICH REFERENCE NUMBER, CURRENT ISSUE OF DRAWING 86603341, CURRENT ISSUE OF DRAWING

THIS ITEM IS FOR AEROSPACE APPLICATION AND IS SUBJECT TO TYPE APPROVAL. TESTING NO CHANGE TO ITEMS SUPPLIED TO THIS DESIGN STANDARD IS PERMITTED EXCEPT AS AUTHORIZED BY "GOODRICH CONTROL SYSTEMS LIMITED - ENGINE CONTROL SYSTEMS". ITEMS MAY BE PURCHASED EITHER FROM THE MANUFACTURER OR THEIR APPROVED AGENTS, BUT IN ALL CASES ALTERNATIVE MANUFACTURERS TO THOSE LISTED UNDER THE GOODRICH CONTROL SYSTEMS LIMITED - ENGINE CONTROL SYSTEMS PART No. ARE NOT PERMITTED

Schedule

TE Part No.	Description	Customer Part No.
0-1630955-1	TJH1000 BRAKE RESISTOR (5 Ohms) 400mm Leads	090915-01

NOTE:

1 OBSOLETE

THIS DRAWING IS A CONTROLLED DOCUMENT.

DIMENSIONS:	TOLERANCES UNLESS OTHERWISE SPECIFIED:
MM	
	0 PLC ± -
	1 PLC ± 0.2
	2 PLC ± -
	3 PLC ± -
	4 PLC ± -
	ANGLES ± -
MATERIAL	FINISH

DWN	05-09-03	Chris Bolle	Tyco Electronics Corporation Dorcan, Swindon, GB
CHK	05-09-03	Chris Bolle	
APVD	05-09-03	Jonathan Catchpole	NAME
PRODUCT SPEC			TJH1000 BRAKE RESISTOR
APPLICATION SPEC			
SIZE	CAGE CODE	DRAWING NO	RESTRICTED TO
A3	00779	C-1630955	-
CUSTOMER DRAWING			SCALE 1:1 SHEET 1 OF 3 REV C1

4

3

2

1

THIS DRAWING IS UNPUBLISHED.

RELEASED FOR PUBLICATION

© COPYRIGHT BY TYCO ELECTRONICS CORPORATION.

ALL RIGHTS RESERVED.

LOC DIST

E B

REVISIONS

P	LTR	DESCRIPTION	DATE	OWN	APVD
	-	SEE SHEET 1	-	-	-

Technical drawing of a TJH1000 Brake Resistor. The drawing shows a side view of the resistor with various dimensions and specifications. Key dimensions include a total length of 350.2 mm (13.787 inches) and a lead length of 165.2 mm (6.507 inches). The drawing also shows a cross-section of the resistor with dimensions for the leads and the resistor body. The resistor is made of TjH1000 from raw extrusion from TE, part number 0-1676489-1. The leads are made of 16-14 AWG (stranded) A/R wire. The resistor is mounted on a C-34123 (2 OFF) AMP terminal ring. The drawing includes a specification table and notes.

Dimensions (mm [inches]):

- Lead length: 165.20 [6.507], 164.80 [6.493]
- Terminal ring offset: 10.20 [.402], 9.80 [.386]
- Wire diameter: $\phi 5.0$ [$\phi 0.197$], $\phi 4.6$ [$\phi 0.181$] (6 OFF)
- Resistor body dimensions: 6.20 [2.44], 5.80 [2.29], 60.20 [2.372], 59.80 [2.356], 72.30 [2.849], 71.70 [2.825]
- Lead dimensions: 15.2 [0.599], 14.8 [0.583], 13.2 [0.520], 12.8 [0.504], 1.7 [0.067], 1.3 [0.051]
- Lead offset: 10.20 [.402], 9.80 [.386]
- Lead radius: R 1.2 [0.047], 0.8 [0.031] TYP.

Labels:

- 16-14 AWG (STRANDED) A/R
- C-34123 (2 OFF) AMP TERMINAL RING
- TjH1000 FROM RAW EXTRUSION FROM TE PART NUMBER 0-1676489-1

SPECIFICATION TABLE

TE PART No. : 0-1630955-2

POWER RATING	600W
POWER RATING 600W FOR A MAXIMUM CASE SURFACE TEMP RISE OF 150 C	
RESISTANCE	10 Ohms
STANDARD TOLERANCE	+/- 10 %
INSULATION VOLTAGE ACrms	2.5KV
INSULATION RESISTANCE GOhm	>90
SERIES INDUCTANCE uH	6.5
OPERATING TEMPERATURE RANGE	-60 C TO +150 C
HEAT SINK RATING	0.38 C/W

NOTES

- FINISH : EXTRUSION TO BE CLEAN AND DEBURRED
EXTRUSION TO BE ANODISED NATURAL CLEAR 9um +/- 1um
- INTERNAL FILLER FORTAFIX CEMENT.
- END SEAL : BOTH ENDS TO BE SEALED WITH DOW CORNING 736 SEALANT
- WIRE : 32/0.2mm SILICONE COATED NICKEL COATED COPPER WIRE.

MANUFACTURER - TE

ORDERING PROCEDURE :

QUOTE GOODRICH REFERENCE NUMBER, CURRENT ISSUE OF DRAWING 86603352, CURRENT ISSUE OF DRAWING

THIS ITEM IS FOR AEROSPACE APPLICATION AND IS SUBJECT TO TYPE APPROVAL TESTING. NO CHANGE TO ITEMS SUPPLIED TO THIS DESIGN STANDARD IS PERMITTED EXCEPT AS AUTHORIZED BY "GOODRICH CONTROL SYSTEMS LIMITED - ENGINE CONTROL SYSTEMS". ITEMS MAY BE PURCHASED EITHER FROM THE MANUFACTURER OR THEIR APPROVED AGENTS, BUT IN ALL CASES ALTERNATIVE MANUFACTURERS TO THOSE LISTED UNDER THE GOODRICH CONTROL SYSTEMS LIMITED - ENGINE CONTROL SYSTEMS PART No. ARE NOT PERMITTED.

Schedule

TE Part No.	Description	Customer Part No.
0-1630955-2	TJH1000 BRAKE RESISTOR (10 Ohms) 420mm Leads	86603352

THIS DRAWING IS A CONTROLLED DOCUMENT.

DIMENSIONS:	TOLERANCES UNLESS OTHERWISE SPECIFIED:
MM	
	0 PLC ± -
	1 PLC ± 0.2
	2 PLC ± -
	3 PLC ± -
	4 PLC ± -
	ANGLES ± -
MATERIAL	FINISH
-	-

DWN 05-09-03

Chris Bolle

CHK 05-09-03

Chris Bolle

APVD 05-09-03

Jonathan Catchpole

PRODUCT SPEC

APPLICATION SPEC

WEIGHT

-

CUSTOMER DRAWING

05-09-03

Tyco Electronics

Tyco Electronics Corporation
Dorcan, Swindon, GB

NAME

TJH1000 BRAKE RESISTOR

SIZE

A3

CAGE CODE

00779

DRAWING NO

C-1630955

RESTRICTED TO

-

SCALE 1:1

SHEET 2 OF 3

REV C1

AMP 1470-19 REV 31MAR2000

THIS DRAWING IS UNPUBLISHED.

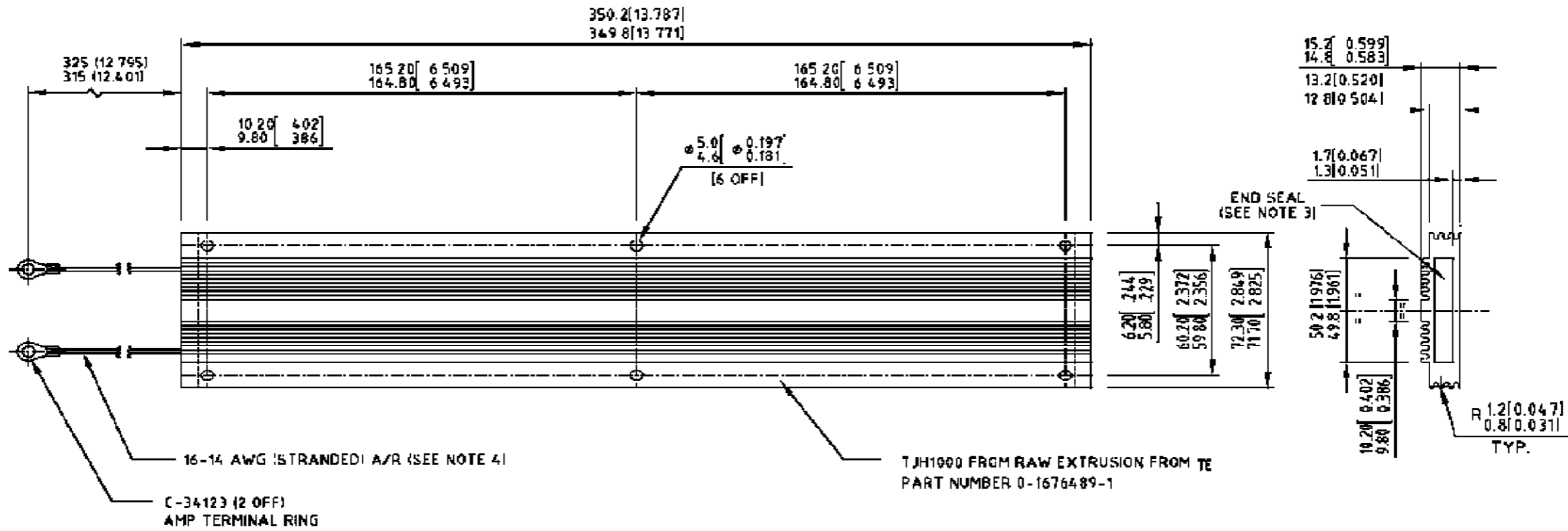
RELEASED FOR PUBLICATION

© COPYRIGHT BY TYCO ELECTRONICS CORPORATION. ALL RIGHTS RESERVED.

LOC E DIST B

REVISIONS

P	LTR	DESCRIPTION	DATE	DWN	APVD
		SEE SHEET 1			



SPECIFICATION TABLE

TE Part No. : 0-1630955-3

POWER RATING	600W
POWER RATING 600W FOR A MAXIMUM CASE SURFACE TEMP. RISE OF 150 C	
RESISTANCE	5 Ohms
STANDARD TOLERANCE	+/- 10 %
INSULATION VOLTAGE AC rms	2.5KV
INSULATION RESISTANCE GOhm	>90
SERIES INDUCTANCE uH	6.5
OPERATING TEMPERATURE RANGE	-60 C TO +150 C
HEAT SINK RATING	0.38 C/W

NOTES

- FINISH : EXTRUSION TO BE CLEAN AND DEBURRED
EXTRUSION TO BE ANODISED NATURAL CLEAR 9um +/- 1um
- INTERNAL FILLER FORTAFIX CEMENT.
- END SEAL : BOTH ENDS TO BE SEALED WITH DOW CORNING 736 SEALANT
- WIRE : 32/0 2mm SILICONE COATED NICKEL COATED COPPER WIRE

MANUFACTURER : TE

ORDERING PROCEDURE :

QUOTE GOODRICH REFERENCE NUMBER, CURRENT ISSUE OF DRAWING 86603344, CURRENT ISSUE OF DRAWING

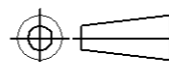
THIS ITEM IS FOR AEROSPACE APPLICATION AND IS SUBJECT TO TYPE APPROVAL TESTING. NO CHANGE TO ITEMS SUPPLIED TO THIS DESIGN STANDARD IS PERMITTED EXCEPT AS AUTHORIZED BY "GOODRICH CONTROL SYSTEMS LIMITED - ENGINE CONTROL SYSTEMS". ITEMS MAY BE PURCHASED EITHER FROM THE MANUFACTURER OR THEIR APPROVED AGENTS, BUT IN ALL CASES ALTERNATIVE MANUFACTURERS TO THOSE LISTED UNDER THE GOODRICH CONTROL SYSTEMS LIMITED - ENGINE CONTROL SYSTEMS PART No. ARE NOT PERMITTED.

Schedule

TE Part No.	Description	Customer Part No.
0-1630955-3	TJH1000 BRAKE RESISTOR (5 Ohms) 320mm Leads	86603344

THIS DRAWING IS A CONTROLLED DOCUMENT.

DIMENSIONS: MM



TOLERANCES UNLESS OTHERWISE SPECIFIED:

0 PLC	± -
1 PLC	± 0.2
2 PLC	± -
3 PLC	± -
4 PLC	± -
ANGLES	± -
FINISH	-

MATERIAL

-

DWN 05-09-03

Chris Bolle

CHK 05-09-03

Chris Bolle

APVD 05-09-03

Jonathan Catchpole

PRODUCT SPEC

APPLICATION SPEC

WEIGHT

-

CUSTOMER DRAWING

05-09-03

05-09-03

05-09-03

-

-

-

-

-

-

-

-

-

-

-

-

-

-

-

-

-

-

-

-

-

-

-

-

-

-

-

-

-

-

-

-

-

-

-

-

-

-

-

-

-

-

-

-

-

-

-

-

-

-

-

-

-

-

-

-

-

-

-

-

-

-

-

-

-

-

-

-

-

-

-

-

-

-

-

-

-

-

-

-

-

-

-

-

-

-

-

-

-

-

-

-

-

-

-

-

-

-

-

-

-

-

-

-

-

-

-

-

-

-

-

-

-

-

-

-

-

-

-

-

-

-

-

-

-

-

-

-

-

-

-

-

-

-

-

-

-

-

-

-

-

-

-

-

-

-

-

-

-

-

-

-

-

-

-

-

-

-

-

-

-

-

-

-

-

-

-

-

-

-

-

-

-

-

-

-

-

-

-

-

-

-

-

-

-

-

-

-

-

-

-

-

-

-

-

-

-

-

-

-

-

-

-

-

-

-

-

-

-

-

-

-

-

-

-

-

-

-

-

-

-

-

-

-

-

-

-

-

-

-

-

-

-

-

-

-

-

-

-

-

-

-

-

-

-

-

-

-

-

-

-

-

-

-

-

-

-

-

Данный компонент на территории Российской Федерации

Вы можете приобрести в компании MosChip.

Для оперативного оформления запроса Вам необходимо перейти по данной ссылке:

<http://moschip.ru/get-element>

Вы можете разместить у нас заказ для любого Вашего проекта, будь то серийное производство или разработка единичного прибора.

В нашем ассортименте представлены ведущие мировые производители активных и пассивных электронных компонентов.

Нашей специализацией является поставка электронной компонентной базы двойного назначения, продукции таких производителей как XILINX, Intel (ex.ALTERA), Vicor, Microchip, Texas Instruments, Analog Devices, Mini-Circuits, Amphenol, Glenair.

Сотрудничество с глобальными дистрибьюторами электронных компонентов, предоставляет возможность заказывать и получать с международных складов практически любой перечень компонентов в оптимальные для Вас сроки.

На всех этапах разработки и производства наши партнеры могут получить квалифицированную поддержку опытных инженеров.

Система менеджмента качества компании отвечает требованиям в соответствии с ГОСТ Р ИСО 9001, ГОСТ РВ 0015-002 и ЭС РД 009

Офис по работе с юридическими лицами:

105318, г.Москва, ул.Щербаковская д.3, офис 1107, 1118, ДЦ «Щербаковский»

Телефон: +7 495 668-12-70 (многоканальный)

Факс: +7 495 668-12-70 (доб.304)

E-mail: info@moschip.ru

Skype отдела продаж:

moschip.ru

moschip.ru_4

moschip.ru_6

moschip.ru_9