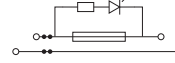

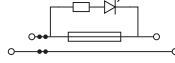

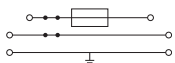



Multi-Level Fuse Blocks, 5 x 20mm + Feed Through + Ground

CYDLGF4

CYDLGF4L6-60V

CYDLGF4L110-240V



HIGHLIGHTS

FEATURES

- **Top Level** fuse link for 5x20mm fuse types
- **Middle Level** Feed-Through
- **Bottom Level** Grounding Terminal
- 6mm wide compact design
- 2 internal jumper channels on each level
- **CYDLF4L** version with LED for blown fuse indication
- Blocks can be used in AC & DC applications

APPLICATIONS

- Tight Space Fuse applications
- No need for additional Feed-Through Terminal
- Control Systems with fuse applications

Dimensions

	CYDLGF4	CYDLGF4L6-60V	CYDLGF4L110-240V
Top: Fuse Block, 5x20mm Mid: Feed Through Terminal Bottom: Ground 2x2 Jumper Channels			
Width	6 mm	6 mm	6 mm
Length	94.5 mm	94.5 mm	94.5 mm
Height w DIN Rail 35 x 7.5 mm 35 x 15 mm	90.9 mm 98.4 mm	90.9 mm 98.4 mm	90.9 mm 98.4 mm
Weight per piece	40.8 g	??? g	??? g

Technical Data/Ratings

Approvals						
Wire Size (solid / stranded)	24-10 AWG	0.2-4 mm ²	24-10 AWG	0.2-4 mm ²	24-10 AWG	0.2-4 mm ²
Voltage Rating	300 V	1000V AC/DC	300 V	1000V AC/DC	300 V	500V AC/DC
Current Rating Fuse (Top)	10 A	10 A	10 A	10 A	10 A	10 A
Current Rating Feed Thru (Mid)	30 A	30 A	30 A	30 A	30 A	30 A
Torque	4.5 lb-in	0.5 Nm	4.5 lb-in	0.5 Nm	4.5 lb-in	0.5 Nm
Insulation Material	Polyamide 66		Polyamide 66		Polyamide 66	

Fuse Specifications

Fuse Type	5x20 mm	5x20 mm	5x20 mm
LED Indicator Voltage	-	6-60V AC/DC	110-240V AC/DC

Installation Instructions

Wire Stripping Length	9 mm	9 mm	9 mm
Screwdriver	Flat Head 0.6 x 3.5 mm	Flat Head 0.6 x 3.5 mm	Flat Head 0.6 x 3.5 mm

Terminal Blocks

	Cat. No.	Std. Pk.	Cat. No.	Std. Pk.	Cat. No.	Std. Pk.
Grey (standard)	CYDLGF4	50	CYDLGF4L6-60L	50	CYDLGF4L110-240V	50
Blue BU	CYDLGF4/BU	50	CYDLGF4L6-60L/BU	50	CYDLGF4L110-240V/BU	50
Black BL	CYDLGF4/BL	50	CYDLGF4L6-60L/BL	50	CYDLGF4L110-240V/BL	50

Additional colors available.



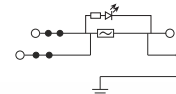

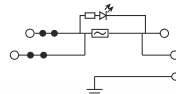

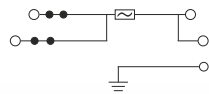

Accessories

	Cat. No.	Std. Pk.	Cat. No.	Std. Pk.	Cat. No.	Std. Pk.
DIN Rail	2511120 CA701-15/S	20 20	2511120 CA701-15/S	20 20	2511120 CA701-15/S	20 20
End Stop	CA702 CA802 CA202	50 50 50	CA702 CA802 CA202	50 50 50	CA702 CA802 CA202	50 50 50
Shorting Link/Jumpers	2 pole JX4/2 3 pole JX4/3 4 pole JX4/4 5 pole - 6 pole - 7 pole - 8 pole JX4/8 10 pole JX4/10 16 pole JX4/16	100 50 50 - - - 10 10 10	2 pole JX4/2 3 pole JX4/3 4 pole JX4/4 5 pole - 6 pole - 7 pole - 8 pole JX4/8 10 pole JX4/10 16 pole JX4/16	100 50 50 - - - 10 10 10	2 pole JX4/2 3 pole JX4/3 4 pole JX4/4 5 pole - 6 pole - 7 pole - 8 pole JX4/8 10 pole JX4/10 16 pole JX4/16	100 50 50 - - - 10 10 10
Marking Tag	MT6	1 Pk. (100 tags)	MT6	1 Pk. (100 tags)	MT6	1 Pk. (100 tags)
Warning Label	WLX4	1 Pk. (100 tags)	WLX4	1 Pk. (100 tags)	WLX4	1 Pk. (100 tags)

CYDLGF4LR

CYDLGF4LRL6-60V

CYDLGF4LRL110-240V



Dimensions

	Fuse Block, 5x20mm with 4 Connection Points Bottom: Ground 2x2 Jumper Channels	Fuse Block, 5x20mm , LED with 4 Connection Points Bottom: Ground 2x2 Jumper Channels	Fuse Block, 5x20mm , LED with 4 Connection Points Bottom: Ground 2x2 Jumper Channels
Width	6 mm	6 mm	6 mm
Length	94.5 mm	94.5 mm	94.5 mm
Height w DIN Rail	35 x 7.5 mm 35 x 15 mm	90.9 mm 98.4 mm	90.9 mm 98.4 mm
Weight per piece	? g	? g	? g

Technical Data/Ratings

Approvals						
Wire Size (solid / stranded)	24-10 AWG	0.2-4 mm ²	24-10 AWG	0.2-4 mm ²	24-10 AWG	0.2-4 mm ²
Voltage Rating	300 V	1000V AC/DC	300 V	1000V AC/DC	300 V	500V AC/DC
Current Rating Fuse	10 A	10 A	10 A	10 A	10 A	10 A
Torque	4.5 lb-in	0.5 Nm	4.5 lb-in	0.5 Nm	4.5 lb-in	0.5 Nm
Insulation Material	Polyamide 66		Polyamide 66		Polyamide 66	

Fuse Specifications

Fuse Type	5x20 mm	5x20 mm	5x20 mm
LED Indicator Voltage	-	6-60V AC/DC	110-240V AC/DC

Installation Instructions

Wire Stripping Length	9 mm	9 mm	9 mm
Screwdriver	Flat Head 0.6 x 3.5 mm	Flat Head 0.6 x 3.5 mm	Flat Head 0.6 x 3.5 mm

Terminal Blocks

	Cat. No.	Std. Pk.	Cat. No.	Std. Pk.	Cat. No.	Std. Pk.
Grey (standard)	CYDLGF4LR	50	CYDLGF4LRL6-60L	50	CYDLGF4LRL110-240V	50
Blue BU	CYDLGF4LR/BU	50	CYDLGF4LRL6-60L/BU	50	CYDLGF4LRL110-240V/BU	50
Black BL	CYDLGF4LR/BL	50	CYDLGF4LRL6-60L/BL	50	CYDLGF4LRL110-240V/BL	50

Additional colors available.



Accessories

	Cat. No.	Std. Pk.	Cat. No.	Std. Pk.	Cat. No.	Std. Pk.
DIN Rail	2511120 CA701-15/S	20 20	2511120 CA701-15/S	20 20	2511120 CA701-15/S	20 20
End Stop	CA702 CA802 CA202	50 50 50	CA702 CA802 CA202	50 50 50	CA702 CA802 CA202	50 50 50
Shorting Link/Jumpers	JX4/2 JX4/3 JX4/4 — — — — JX4/8 JX4/10 JX4/16	100 50 50 — — — — 10 10 10	JX4/2 JX4/3 JX4/4 — — — — JX4/8 JX4/10 JX4/16	100 50 50 — — — — 10 10 10	JX4/2 JX4/3 JX4/4 — — — — JX4/8 JX4/10 JX4/16	100 50 50 — — — — 10 10 10
Marking Tag Warning Label	MT6 WLX4	1 Pk. (100 tags) 1 Pk. (100 tags)	MT6 WLX4	1 Pk. (100 tags) 1 Pk. (100 tags)	MT6 WLX4	1 Pk. (100 tags) 1 Pk. (100 tags)

FEATURES

- Modified version of **CYDLGF4** with 2 equipotential Connections on each side
- 5x20mm fuse link
- Bottom Level Grounding Terminal
- 6mm wide compact design
- 2x2 internal jumper channels
- **CYDLGF4LRL** version with LED for blown fuse indication
- Blocks can be used in AC & DC applications

APPLICATIONS

- Tight Space Fuse applications
- Multi-wire fuse applications
- Control Systems with fuse applications

Данный компонент на территории Российской Федерации

Вы можете приобрести в компании MosChip.

Для оперативного оформления запроса Вам необходимо перейти по данной ссылке:

<http://moschip.ru/get-element>

Вы можете разместить у нас заказ для любого Вашего проекта, будь то серийное производство или разработка единичного прибора.

В нашем ассортименте представлены ведущие мировые производители активных и пассивных электронных компонентов.

Нашей специализацией является поставка электронной компонентной базы двойного назначения, продукции таких производителей как XILINX, Intel (ex.ALTERA), Vicor, Microchip, Texas Instruments, Analog Devices, Mini-Circuits, Amphenol, Glenair.

Сотрудничество с глобальными дистрибьюторами электронных компонентов, предоставляет возможность заказывать и получать с международных складов практически любой перечень компонентов в оптимальные для Вас сроки.

На всех этапах разработки и производства наши партнеры могут получить квалифицированную поддержку опытных инженеров.

Система менеджмента качества компании отвечает требованиям в соответствии с ГОСТ Р ИСО 9001, ГОСТ РВ 0015-002 и ЭС РД 009

Офис по работе с юридическими лицами:

105318, г.Москва, ул.Щербаковская д.3, офис 1107, 1118, ДЦ «Щербаковский»

Телефон: +7 495 668-12-70 (многоканальный)

Факс: +7 495 668-12-70 (доб.304)

E-mail: info@moschip.ru

Skype отдела продаж:

moschip.ru

moschip.ru_4

moschip.ru_6

moschip.ru_9