

Achieve 50% space savings over traditional USCAR 0.64mm connectors with Molex's unsealed miniature Mini50™ single-row connection system, with smaller terminals to fit more low-current electrical circuits in interior, unsealed, transportation-vehicle environments

The Mini50™ unsealed, wire-to-board connection system offers customers reduced package sizes compared to conventional 0.64mm connection systems, with applied cost savings and enhanced reliability.

Mini50 connectors provide reduced overall harness weight and cost savings by allowing wire-harness customers to crimp and process smaller wire gauges versus traditional 0.64mm terminal systems. Current configurations are available in single-row, 4- and 8-circuit versions. A dual-row, 12-circuit version is planned.

For more information visit: www.molex.com/link/mini50.html.


Mini50™ Unsealed Connector System

34791 Single-Row Receptacles

34792 Single-Row, Vertical Headers

34793 Single-Row, Right-Angle Headers

560023 CTX50 Terminals



Mini50™ 4-Circuit Right-Angle Header (Series 34793)



Mini50™ Single-Row Receptacle (Series 34791)

FEATURES AND BENEFITS





- Reduced package size is approximately 50% smaller than USCAR 0.64mm (.025") unsealed connection systems
- Orientation features are molded into the header and either vertical or right-angle orientations are possible, providing wire-routing and module design flexibility and retain the header to the PCB during the soldering process
- Board alignment and retention features simplify header PCB placement and retain header to PCB during soldering operation(s) and protect soldering joints during connector mating and unmating
- High-temperature thermoplastic housings withstand infrared (IR) and wave lead-free solder processing per ES-40000-5013 Molex specification, maximum temperature +260°C
- Female terminal wire grips for wire-size reduction and weight, space and cost savings
- Three polarization options provide three discrete mechanical, visual and colored polarizations
- Independent secondary lock (ISL) terminal-retention feature is molded into the receptacle housing as one piece for applied cost savings
- CTX50 terminal wire grip design offers harness manufacturers' the ability to reduce wire gauge sizes while maintaining retention strength


APPLICATIONS

- Automotive and Commercial Transportation
 - Headliners
 - Clusters / Navigation
 - Radios
 - Cameras / Sensors
 - HVAC
 - Switches
 - Lighting
 - Mirrors
 - Steering Wheel Column



FEMALE TERMINAL WIRE RANGE

Wire Size	0.08 mm ² (28 AWG)	0.13 mm ² (26 AWG)	0.22 mm ² (24 AWG)	0.35 mm ² (22 AWG)
Wire Name	CHFUS	CHFUS	CHFUS	CHFUS
Outer Diameter of wire insulation	 0.76mm max.	 0.89mm max.	 1.00mm max.	 1.20mm max.



Reference Information

Packaging:

- Housings – Bulk pack
- Terminals – Reel and loose piece

Mates With:

- Receptacles Series: 34791
- Vertical Headers Series: 34792
- Right-Angle Header Series: 34793

Use With Terminals:

- Female Series 560023

Designed in: Millimeters

Electrical

Voltage (max.): 500V

Current (max.): 3.0A

Contact Resistance: 20 Milliohms max.

Dielectric Withstanding Voltage:

- 1500V AC min.

Isolation Resistance: 100 Megohms min.

Physical

Header Housings:

- High Temperature Thermoplastic

Receptacle Housings:

- High Temperature Thermoplastic

Contact: Copper (Cu) Alloy

Plating:

- Contact Area — Tin (Sn)
- Underplating — Nickel (Ni)

Wire Gauge:

- 0.35 to 0.08mm² (22 to 28 AWG)

Insulation Diameter:

- 1.40mm to 0.76mm (.055 to .030")

Operating Temperature: -40 to +105°C

Electrical / Mechanical

Over-Current Loading (TSC1000G):

- No Degradation

Durability: 20 milliohms max.

- Tin (Sn) Plating – 10 Cycles

High-Temperature Exposure,
1008 hours (USCAR-2, GMW3191,
TSC1000G):

- Post test resistance –
20 Milliohms @ 500V DC max.
- Isolation resistance –
100 Megaohms max.

Connector Retention Force = 60N min

Temp / Humidity Cycling, 240 hours
(USCAR-2, GMW3191, TSC1000G):

- Post test resistance –
20 Milliohms @ 500V DC max.
- Isolation resistance –
100 Megohms max.

Connector Retention Force = 60N max
Terminal Retention = 30N minThermal Shock; class 2, 300 & 600
cycles (USCAR-2, TSC1000G):

- Post test resistance –
20 Milliohms @ 500V DC max.
- Isolation resistance –
100 Megohms max.

Connector Retention Force = 60N max
Terminal Retention = 30N min.Sinusoidal Vibration / Mechanical Shock
(Not Coupled to Engine):

- (USCAR-2, VW 75174):
Post test resistance –
20 Milliohms @ 500V DC max.

Random Vibration / Mechanical Shock
(Not Coupled to Engine):

- (USCAR-2, VW 75174):
Post test resistance –
20 Milliohms @ 500V DC max.

Random Vibration with Thermal Cycling/
Mechanical Shock (Not Coupled to
Engine): (USCAR-2, GMW3191,
RSA 36-05-019)

Random vibration with Thermal Cycling:

- Post test resistance –
20 Milliohms @ 500V DC max.
- Connector Retention Force = 60N min.

Random Vibration with High Temp
Exposure / Mechanical Shock Not
Coupled to Engine): (USCAR-2,
GMW3191, RSA 36-05-019)

Random vibration with Thermal Cycling:

- Post test resistance –
20 Milliohms @ 500V DC max.
- Connector Retention Force = 60N min.

Corrosion Resistance: (USCAR-2,
GMW3191, RSA 36-05-019):

- Post test resistance –
20 Milliohms @ 500V DC max.
- Isolation resistance –
100 Megohms max Connector

Connector Retention Force = 60N min.
Terminal Retention = 30N min.**Mini50™ Unsealed
Connector System**Chemical Resistance: (USCAR-2,
GMW3191, RSA 36-05-019):

- Post test resistance –
20 Milliohms @ 500V DC max.
- Isolation resistance –
100 Megohms max Connector
- Terminal Retention = 30N min.

Current Capability:

(USCAR-2, Fiat 7-Z8260):

- Temperature rise over ambient < 55C
- Post test resistance –
20 Milliohms @ 500V DC max.
- Terminal Retention = 30N min.

Terminal – Connector Insertion Force
(USCAR-2, GMW3191):

- Insertion Force = 5N max
- Primary Retention Force = 10N min
- Secondary Retention Force = 50N min

Mating Force (USCAR-2, TSC1000G):
22N (4.95 lb) max.Unmating Force (USCAR-2,
TSC1000G) 22N (4.95 lb) max.

Connector Drop Test:

(USCAR-2, RSA 36-05-019):
Post test visual inspectionConnector Pry Resistance:
(USCAR-2, 24012NDS01):

- Post test resistance –
20 Milliohms @ 500V DC max.

Repetitive Mating / Unmating:

(USCAR-2, 24012NDS01):
Post test resistance –

- 30 Milliohms @ 500V DC max.

Polarization Feature Effectiveness

(USCAR-2): min = 3 * Avg mate force

Header Pin Retention:

- 15N (3.37 lb) min.

Solderability Requirements:

- (SMES-152):
Dip Coat Method –
min 95% coverage

Connector Heat Resistance:

- (ES-40000-5013):
Lead-free IR reflow processing =
3 cycles, max temperature 260C°
Post test visual and dimensional
inspection

Standard Receptacles

Order No.	Rows	Circuit Size	Clip Slot
34791-004†	1	4	Not Available
34791-008†		8	

† Denotes polarization and housing color:
 0 = A, Black 1 = B, Light Gray 2 = C, Brown 3 = D, Green

Mini50™ Unsealed Connector System

Standard Vertical Headers

Order No.	Rows	Circuit Size
34792-004†	1	4
34792-008†		8

† Denotes polarization and housing color:
 0 = A, Black 1 = B, Light Gray 2 = C, Brown 3 = D, Green

CTX50 Terminals

Order No.	Plating	Wire Gauge (mm ²)	Wound Direction/ Payoff Direction
560023-0421	Tin	0.22 - 0.35	D/Left
560023-0422		0.08 - 0.13	
560023-0423		0.22 - 0.35	B/Right
560023-0424		0.08 - 0.13	

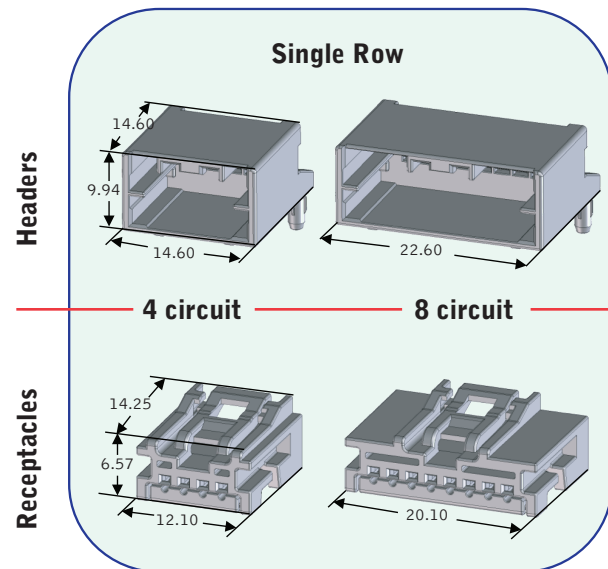
† Denotes polarization and housing color:
 0 = A, Black 1 = B, Light Gray 2 = C, Brown 3 = D, Green

Standard Right-Angle Headers

Order No.	Rows	Circuit Size
34793-004†	1	4
34793-008†		8


† Denotes polarization and housing color:
 0 = A, Black 1 = B, Light Gray 2 = C, Brown

**Mini50 PRODUCT FAMILY:
 All dimensions shown in Millimeters**




- Headers available in vertical or right-angle configurations (right angle shown)
- Each circuit size will have 4 polarization options (black, gray, brown and green)
- Dimensions subject to change; latest revision customer models available upon request

**Mini50 PACKAGE SIZE REQUIREMENTS
 Comparison between Mini50™ 1-by-4 and 0.64mm (.025") USCAR 1-by-4 footprints**



Approximate 51% reduction in frontal area for 4-circuit receptacle



Approximate 50% reduction in frontal area for 4-circuit right-angle header

Данный компонент на территории Российской Федерации

Вы можете приобрести в компании MosChip.

Для оперативного оформления запроса Вам необходимо перейти по данной ссылке:

<http://moschip.ru/get-element>

Вы можете разместить у нас заказ для любого Вашего проекта, будь то серийное производство или разработка единичного прибора.

В нашем ассортименте представлены ведущие мировые производители активных и пассивных электронных компонентов.

Нашей специализацией является поставка электронной компонентной базы двойного назначения, продукции таких производителей как XILINX, Intel (ex.ALTERA), Vicor, Microchip, Texas Instruments, Analog Devices, Mini-Circuits, Amphenol, Glenair.

Сотрудничество с глобальными дистрибьюторами электронных компонентов, предоставляет возможность заказывать и получать с международных складов практически любой перечень компонентов в оптимальные для Вас сроки.

На всех этапах разработки и производства наши партнеры могут получить квалифицированную поддержку опытных инженеров.

Система менеджмента качества компании отвечает требованиям в соответствии с ГОСТ Р ИСО 9001, ГОСТ РВ 0015-002 и ЭС РД 009

Офис по работе с юридическими лицами:

105318, г.Москва, ул.Щербаковская д.3, офис 1107, 1118, ДЦ «Щербаковский»

Телефон: +7 495 668-12-70 (многоканальный)

Факс: +7 495 668-12-70 (доб.304)

E-mail: info@moschip.ru

Skype отдела продаж:

moschip.ru

moschip.ru_4

moschip.ru_6

moschip.ru_9