

### Applications

- Receiver Channel Protection
- Commercial and Military Radar

### Product Features

- Frequency Range: 2 – 20 GHz
- Insertion Loss < 1.0 dB
- Return Loss > 12 dB
- Flat Leakage < 18 dBm
- Input Power CW Survivability up to 5W
- Integrated DC Block on both input and output
- Package Dimensions: 3.0 x 3.0 x 1.35 mm

### General Description

TriQuint's TGL2208-SM is a packaged dual stage Limiter fabricated on TriQuint's proven GaAs VPIN process. Operating over 2 to 20 GHz, the TGL2208-SM has < 1dB of insertion loss under small signal operation and flat leakage of < 18 dBm under large signal input.

The TGL2208-SM is suitable for a variety of systems that require input protection for sensitive receive channel components.

The TGL2208-SM is available in a low-cost, surface mount 14 lead 3x3 AIN QFN package base with air cavity Liquid Crystal Polymer (LCP) lid. TGL2208-SM is ideally suited to support both commercial and defense related applications.

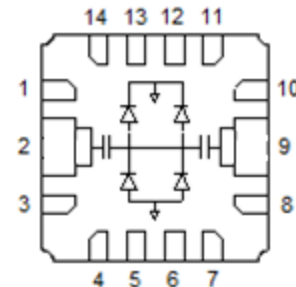
Lead-free and RoHS compliant.

Evaluation Boards are available upon request.



QFN 3x3mm 14L

### Functional Block Diagram



### Pad Configuration

Pad No.	Symbol
1, 3, 8, 10	GND
2	RF IN/OUT
4 – 7, 11 - 14	N/C
9	RF OUT/IN

### Ordering Information

Part	ECCN	Description
TGL2208-SM	EAR99	2- 20 GHz VPIN Limiter

### Absolute Maximum Ratings

Parameter	Value
RF Input Power, CW, 50 $\Omega$ , T = 25 °C (P <sub>IN</sub> )	37 dBm
Mounting Temperature (30 Seconds)	260 °C
Storage Temperature	-55 to 150 °C

Operation of this device outside the parameter ranges given above may cause permanent damage. These are stress ratings only, and functional operation of the device at these conditions is not implied.

### Recommended Operating Conditions

Parameter	Value
Passive - no bias	

Electrical specifications are measured at specified test conditions. Specifications are not guaranteed over all recommended operating conditions.

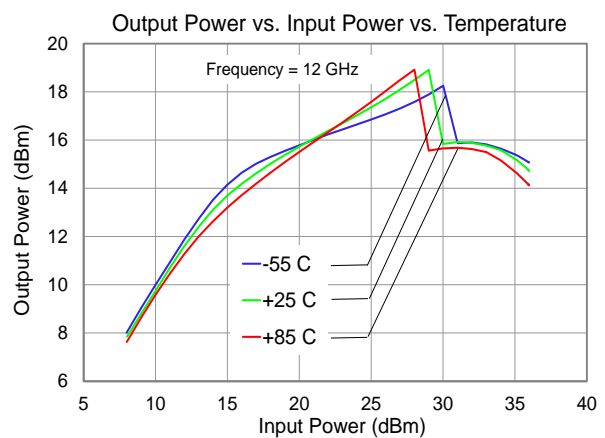
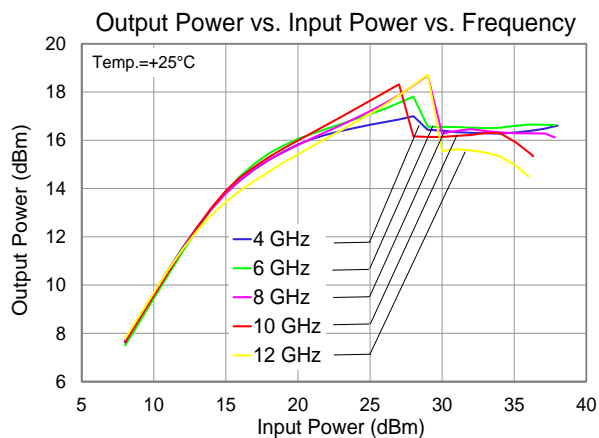
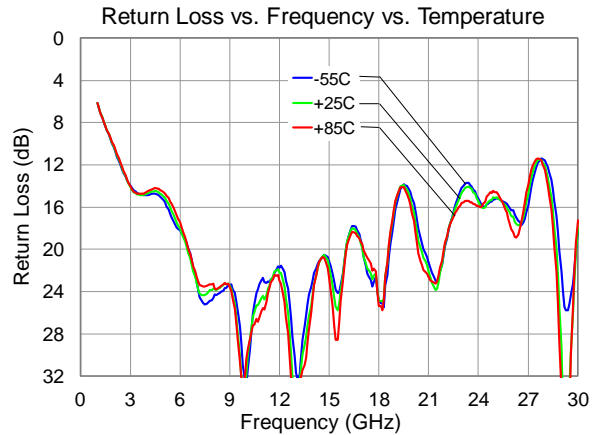
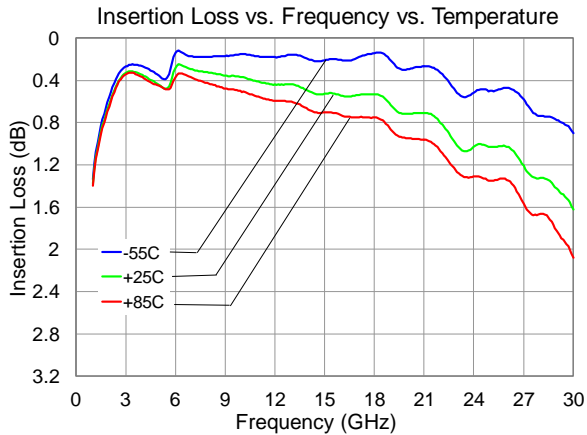
### Electrical Specifications

Test conditions unless otherwise noted: 25 °C

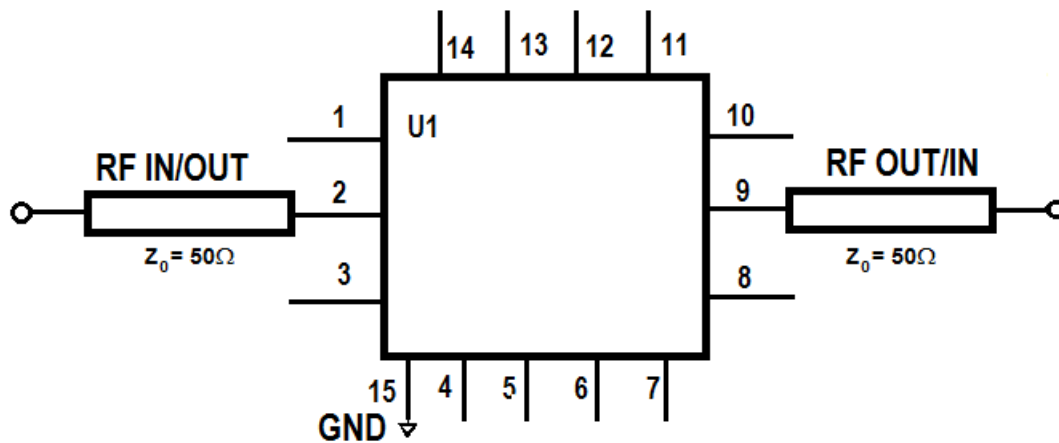
Parameter	Min	Typical	Max	Units
Operational Frequency Range	2		20	GHz
Insertion Loss		0.5		dB
Input Return Loss		15		dB
Output Return Loss		15		dB
Flat Leakage Power @ Pin > 27dBm		18		dBm
Insertion Loss Temperature Coefficient		0.003		dB/°C

**Typical Performance**

Conditions unless otherwise specified: Passive – No Bias



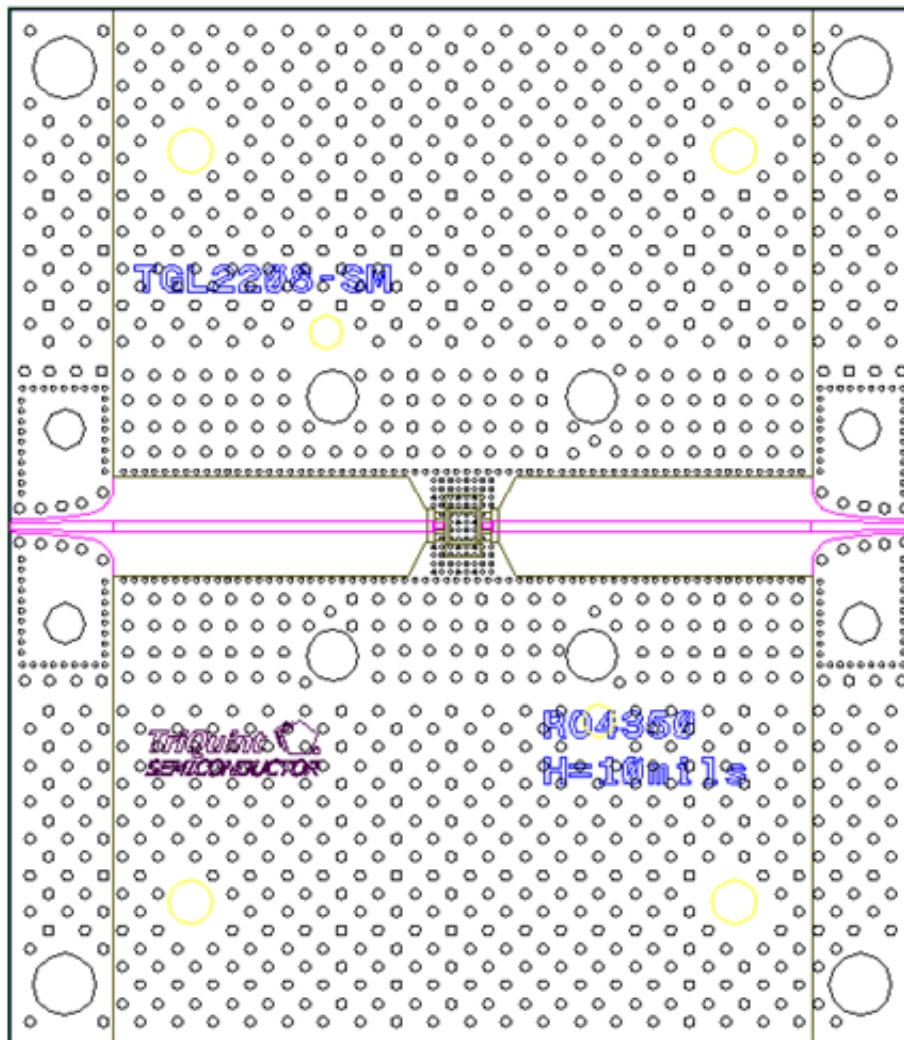
**Application Circuit**



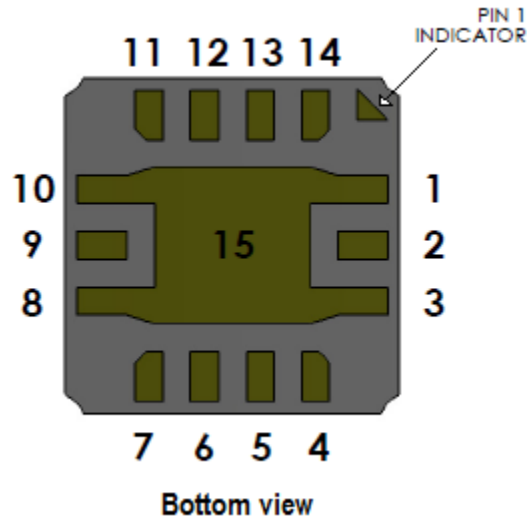
Notes: A heat sink is recommended for high power operation (RF input > 1 W)

**Recommended Board Layout Assembly**

Top RF layer is 0.010" thick Rogers RO4350



**Pin Layout**

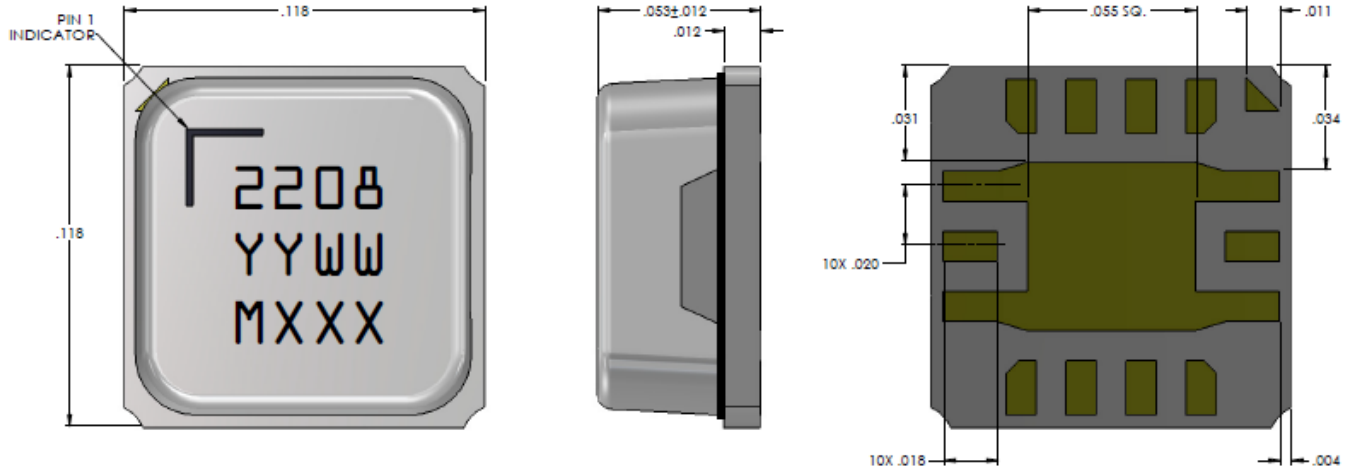


**Pin Description**

Pin	Symbol	Description
1, 3, 8, 10	GND	Pins 1,3,8 and 10 are connected to 15 (backside paddle) inside package.
2	RF IN/OUT	Input or Output, matched to 50 ohms
4 – 7, 11 - 14	N/C	No internal connection; must be grounded or left open on PCB
9	RF OUT	Output or Input, matched to 50 ohms
15	GND	On PCB, multiple vias should be employed under Pin 15 to minimize inductance and thermal resistance; see page 7 for suggested mounting configuration.

### Mechanical Information

All dimensions are in inches. Unless specified otherwise, tolerances:  $\pm 0.005$  in.



Marking: Part number – TGL2208  
 Year/week code – YYWW  
 Batch ID – MXXX

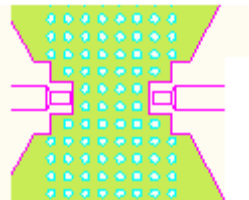
#### Package Materials:

Base Aluminum Nitride (AlN)  
 Lid Liquid Crystal Polymer (LCP)

#### Contact Pin Plating:

Electroless Gold (Au) 0.5 – 1.5  $\mu\text{m}$   
 over  
 Electroless Nickel (Ni) 2.0  $\mu\text{m}$  min.

### PCB Mounting Pattern



The pad pattern shown above has been developed and tested for optimized assembly at TriQuint. The PCB land pattern has been developed to accommodate lead and package tolerances. Since surface mount processes vary from company to company, careful process development is recommended.

Ground / thermal vias are critical for the proper performance of this device. Vias should use a 0.008 in. diameter drill, and they are solid filled, copper plated shut.

**Product Compliance Information**

**ESD Sensitivity Ratings**



Caution! ESD-Sensitive Device

ESD Rating: TBD  
Value: TBD  
Test: Human Body Model (HBM)  
Standard: JEDEC Standard JESD22-A114

**MSL Rating**

Level 3 at +260 °C convection reflow  
The part is rated Moisture Sensitivity Level 3 at 260°C per JEDEC standard IPC/JEDEC J-STD-020.

**ECCN**

US Department of Commerce: EAR99

**Solderability**

Compatible with the latest version of J-STD-020, Lead free solder, 260°C

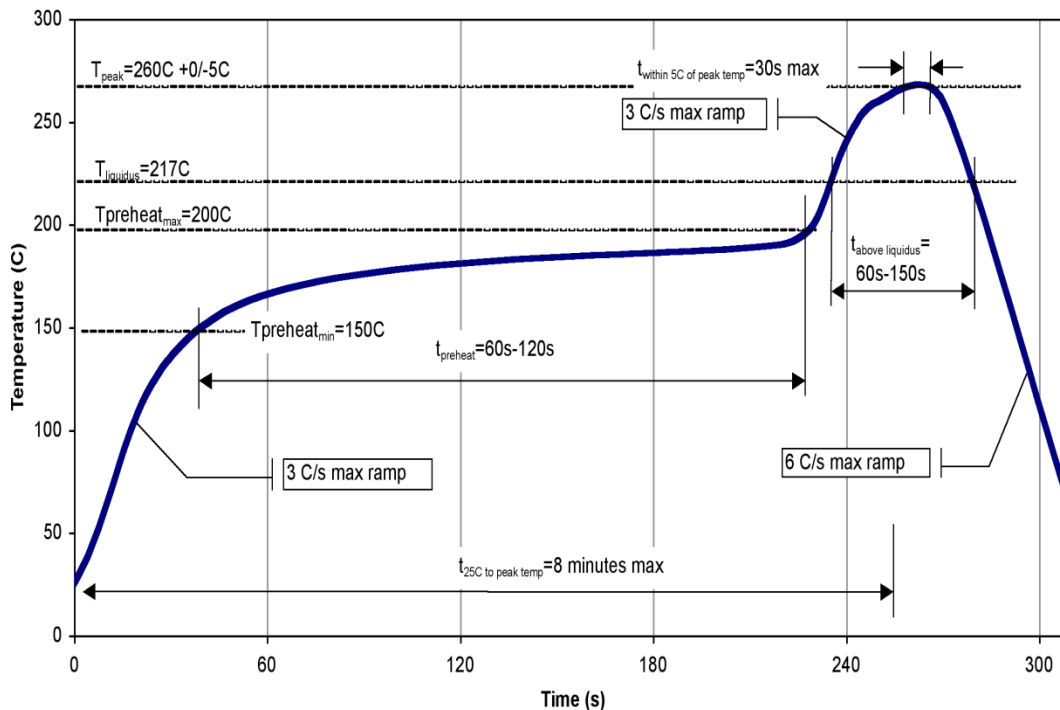
**RoHS Compliance**

This part is compliant with EU 2002/95/EC RoHS directive (Restrictions on the Use of Certain Hazardous Substances in Electrical and Electronic Equipment).

This product also has the following attributes:

- Lead Free
- Halogen Free (Chlorine, Bromine)
- Antimony Free
- TBBP-A (C<sub>15</sub>H<sub>12</sub>Br<sub>4</sub>O<sub>2</sub>) Free
- PFOS Free
- SVHC Free

**Recommended Soldering Temperature Profile**





## Contact Information

For the latest specifications, additional product information, worldwide sales and distribution locations, and information about TriQuint:

Web: [www.triquint.com](http://www.triquint.com)

Tel: +1.972.994.8465

Email: [info-sales@triquint.com](mailto:info-sales@triquint.com)

Fax: +1.972.994.8504

For technical questions and application information: Email: [info-products@triquint.com](mailto:info-products@triquint.com)

## Important Notice

The information contained herein is believed to be reliable. TriQuint makes no warranties regarding the information contained herein. TriQuint assumes no responsibility or liability whatsoever for any of the information contained herein. TriQuint assumes no responsibility or liability whatsoever for the use of the information contained herein. The information contained herein is provided "AS IS, WHERE IS" and with all faults, and the entire risk associated with such information is entirely with the user. All information contained herein is subject to change without notice. Customers should obtain and verify the latest relevant information before placing orders for TriQuint products. The information contained herein or any use of such information does not grant, explicitly or implicitly, to any party any patent rights, licenses, or any other intellectual property rights, whether with regard to such information itself or anything described by such information.

TriQuint products are not warranted or authorized for use as critical components in medical, life-saving, or life-sustaining applications, or other applications where a failure would reasonably be expected to cause severe personal injury or death.

## Данный компонент на территории Российской Федерации

### Вы можете приобрести в компании MosChip.

Для оперативного оформления запроса Вам необходимо перейти по данной ссылке:

<http://moschip.ru/get-element>

Вы можете разместить у нас заказ для любого Вашего проекта, будь то серийное производство или разработка единичного прибора.

В нашем ассортименте представлены ведущие мировые производители активных и пассивных электронных компонентов.

Нашей специализацией является поставка электронной компонентной базы двойного назначения, продукции таких производителей как XILINX, Intel (ex.ALTERA), Vicor, Microchip, Texas Instruments, Analog Devices, Mini-Circuits, Amphenol, Glenair.

Сотрудничество с глобальными дистрибьюторами электронных компонентов, предоставляет возможность заказывать и получать с международных складов практически любой перечень компонентов в оптимальные для Вас сроки.

На всех этапах разработки и производства наши партнеры могут получить квалифицированную поддержку опытных инженеров.

Система менеджмента качества компании отвечает требованиям в соответствии с ГОСТ Р ИСО 9001, ГОСТ РВ 0015-002 и ЭС РД 009

### Офис по работе с юридическими лицами:

105318, г.Москва, ул.Щербаковская д.3, офис 1107, 1118, ДЦ «Щербаковский»

Телефон: +7 495 668-12-70 (многоканальный)

Факс: +7 495 668-12-70 (доб.304)

E-mail: [info@moschip.ru](mailto:info@moschip.ru)

Skype отдела продаж:

moschip.ru

moschip.ru\_4

moschip.ru\_6

moschip.ru\_9